

SYMBOLS

- - TERMINALS IN LIFT/PUMP STATION CONTROL PANEL.
- - PANEL WIRING
- - FIELD WIRING

WIRE CHART:

DESIGNATION	GAUGE (MIN)	COLOR	SYMBOL
230VAC PHASE A	AWG #14	BLACK	BK
230VAC PHASE B	AWG #14	RED	R
230VAC PHASE C	AWG #14	BLUE	BL
230VAC NEUTRAL	AWG #14	WHITE	W
120VAC CONTROL	AWG #16	BLACK	BK
120VAC NEUTRAL	AWG #16	WHITE	W
24VAC CONTROL	AWG #16	ORANGE	OR
24VAC NEUTRAL	AWG #16	ORANGE	OR
DC CONTROL	AWG #16	BLUE	BL
DC NEUTRAL	AWG #16	WHITE W/BLUE	W/BL
REMOTE VOLTAGES	AWG #16	YELLOW	Y
GROUND	AWG #16	GREEN W/YEL	GR/Y

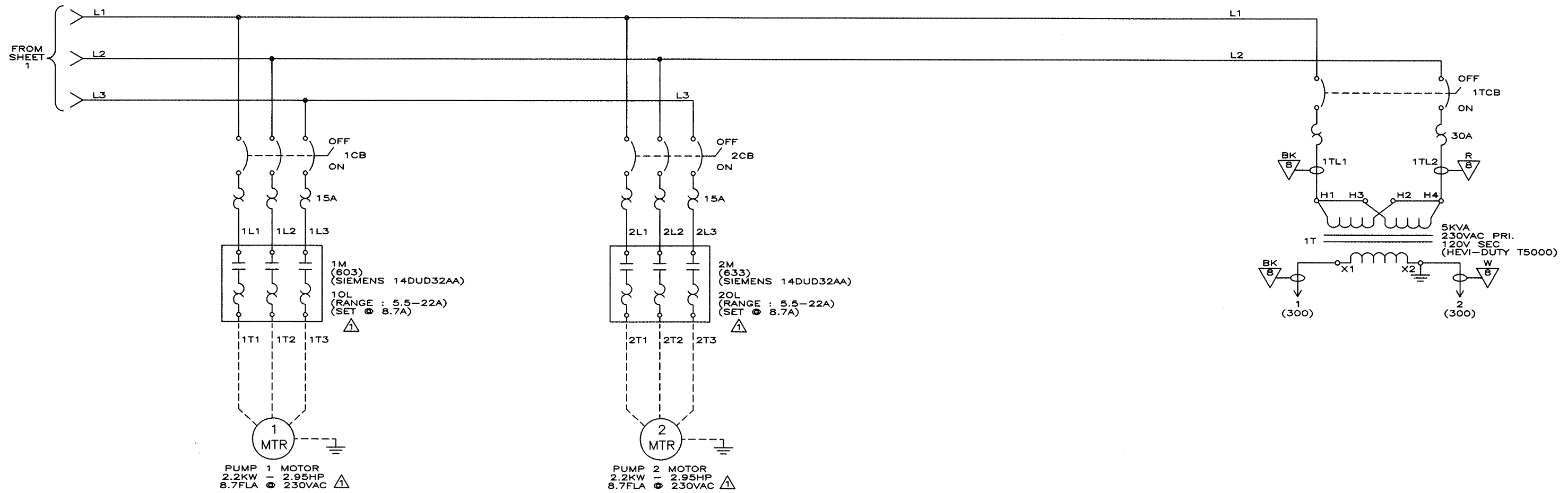
USE 600V ≥ 60°C MTW WIRE (INTERNAL WIRING)
USE PANDUIT S075X150VATY MARKERS

COLOR/GAUGE SYMBOL EXAMPLE

BK - WIRE COLOR
14 - WIRE GAUGE

The **FLOLO** Corporation **FLOLO** Systems Group

11594				TITLE			
1061 EAST GREEN ST. BENSENVILLE, ILLINOIS 60106				VILLAGE OF LOMBARD GARFIELD LIFT/PUMP STATION			
SYM.	REVISION	DATE	BY	DWN BY	WRJ	CHKD BY	DATE 04/17/14
1	ADDED NEUTRAL TERMINATION	08/26/14	M*M	APPROVED			
SHEET 1 OF 13				DWG. NO. 11594-01B			



- TRIP CLASS - 20
- PHASE UNBALANCE - OFF
- PHASE LOSS - ON
- RESET MODE - MANUAL
- GROUND FAULT - OFF

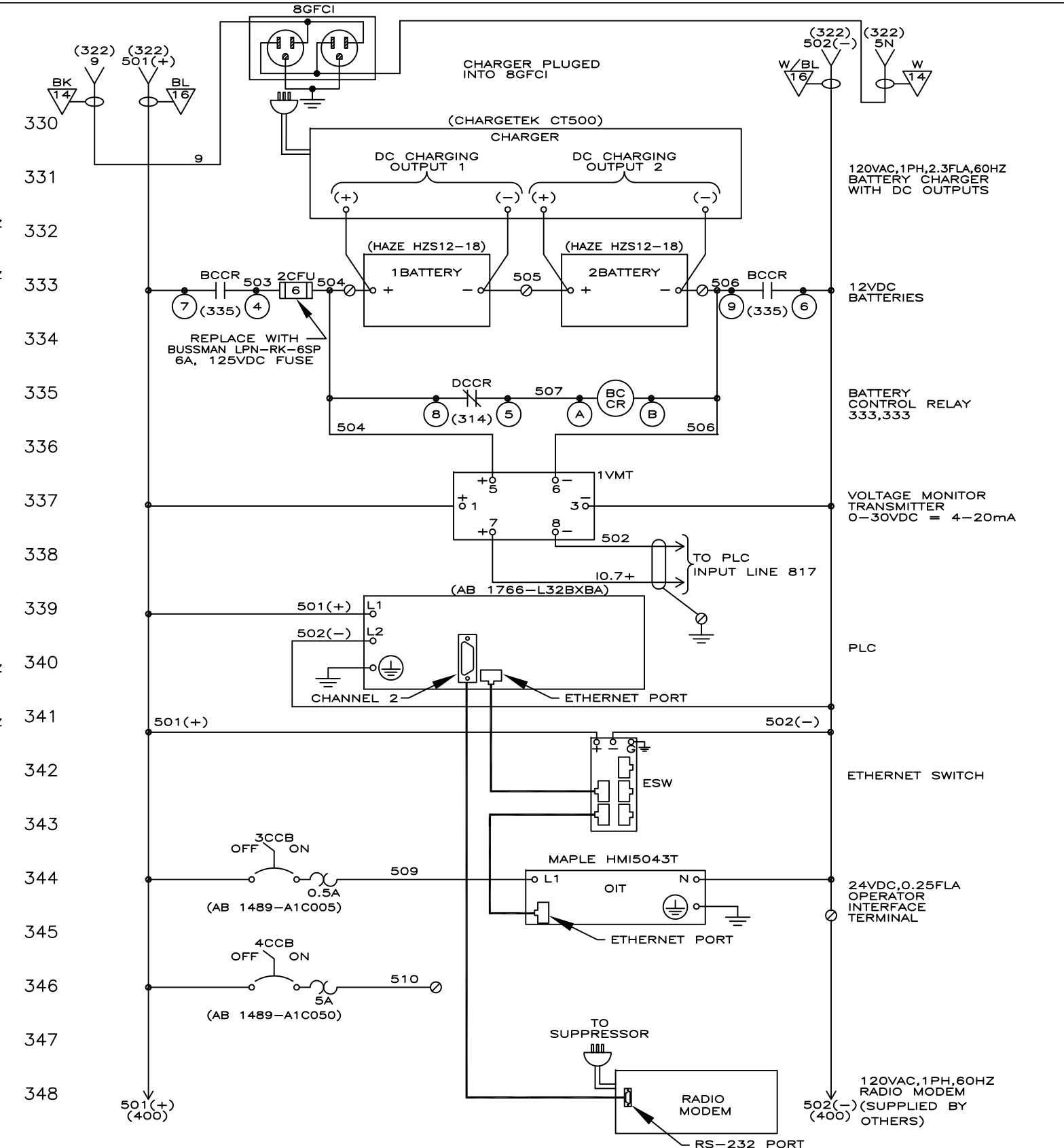
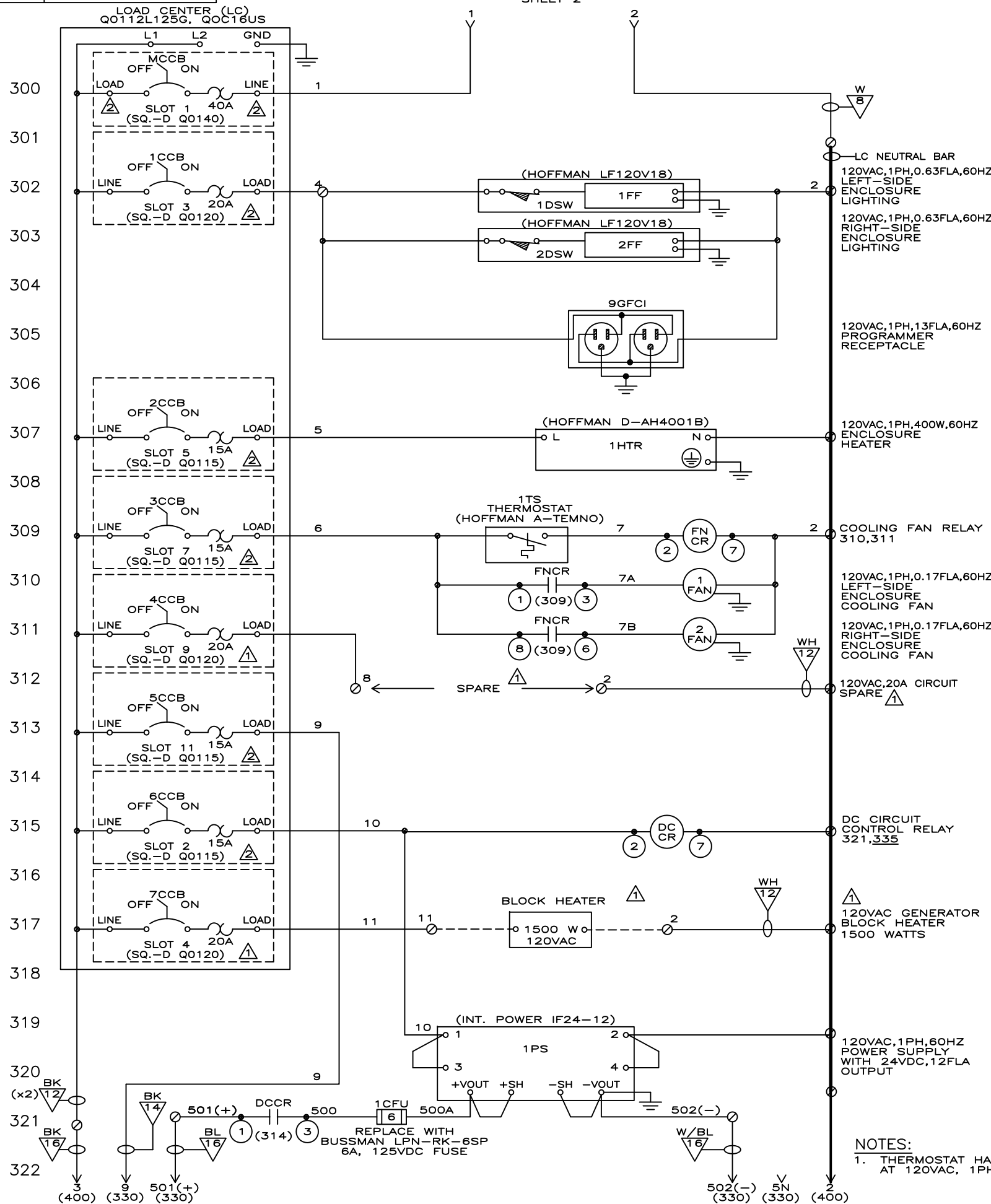
- TRIP CLASS - 20
- PHASE UNBALANCE - OFF
- PHASE LOSS - ON
- RESET MODE - MANUAL
- GROUND FAULT - OFF

← INDICATES SWITCH POSITION

PRINTED 08/28/2014

The FLOLO Corporation **FLOLO Systems Group**
 1061 EAST GREEN ST. BENSONVILLE, ILLINOIS 60106

SYM.	REVISION	DATE	BY	TITLE
1	Added Motor N/P Data	08/04/14	M*M	VILLAGE OF LOMBARD GARFIELD LIFT/PUMP STATION
DWN BY WRJ				CHKD BY
SCALE				APPROVED
SHEET 2 OF 13				DWG. NO. 11594-01B

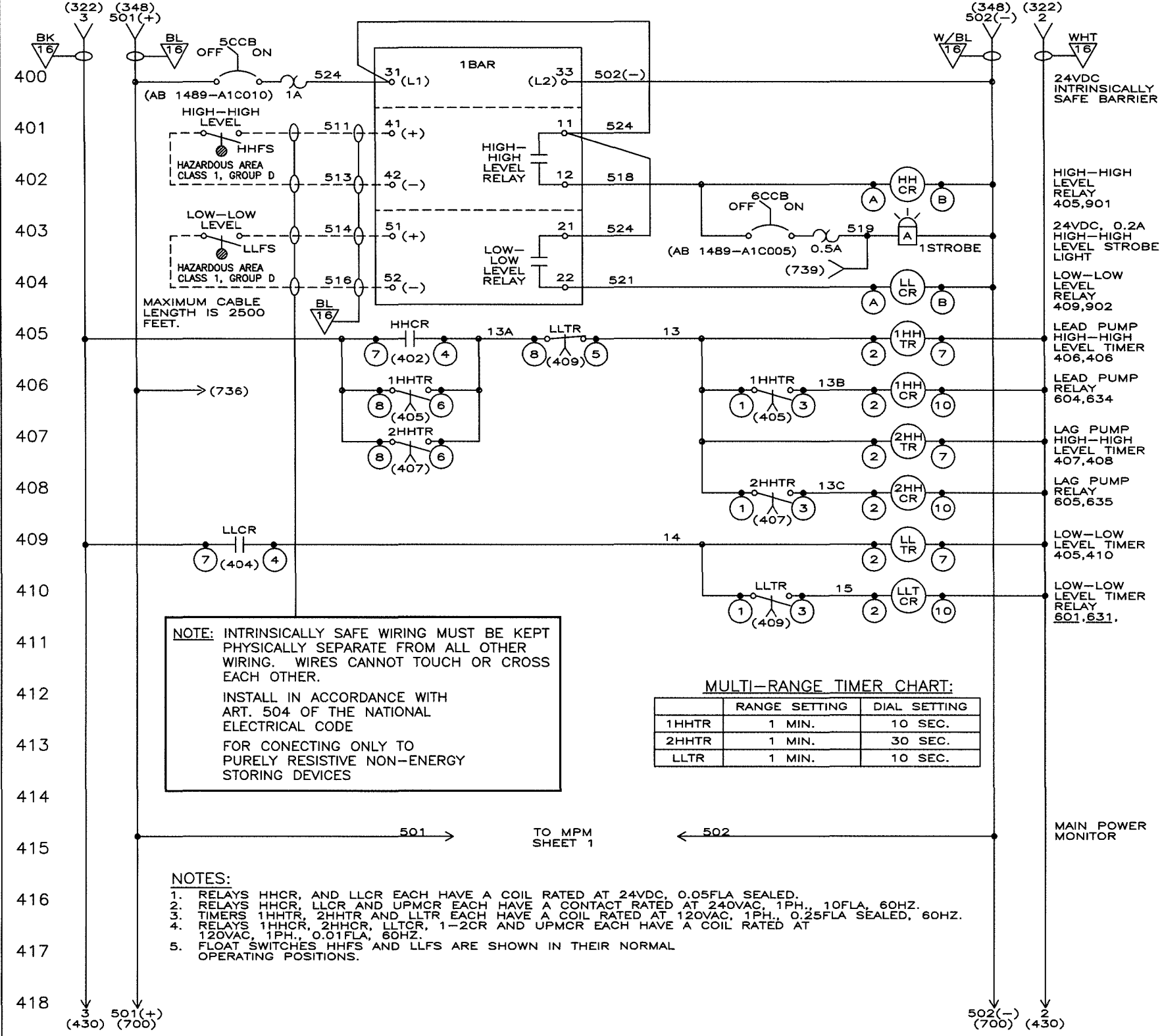


NOTES:
 1. THERMOSTAT HAS A CONTACT RATED AT 120VAC, 1PH., 15FLA RESISTIVE, 60HZ.

The **FLOLO** Corporation **FLOLO** Systems Group
 1061 EAST GREEN ST. BENSENVILLE, ILLINOIS 60106

SYM.	REVISION	DATE	BY	TITLE	
1	REALLOCATE 4CCB & 7CCB	07/30/14	M*M	VILLAGE OF LOMBARD GARFIELD LIFT/PUMP STATION	
2	REPLACE GFI C/B's & MCCB TAGS	08/27/14	M*M		
DWN BY WRJ				CHKD BY	DATE 04/17/14
SCALE				APPROVED	
SHEET 3 OF 13				DWG. NO. 11594-02B	

PRINTED 08/28/2014



NOTE: INTRINSICALLY SAFE WIRING MUST BE KEPT PHYSICALLY SEPARATE FROM ALL OTHER WIRING. WIRES CANNOT TOUCH OR CROSS EACH OTHER.

INSTALL IN ACCORDANCE WITH ART. 504 OF THE NATIONAL ELECTRICAL CODE

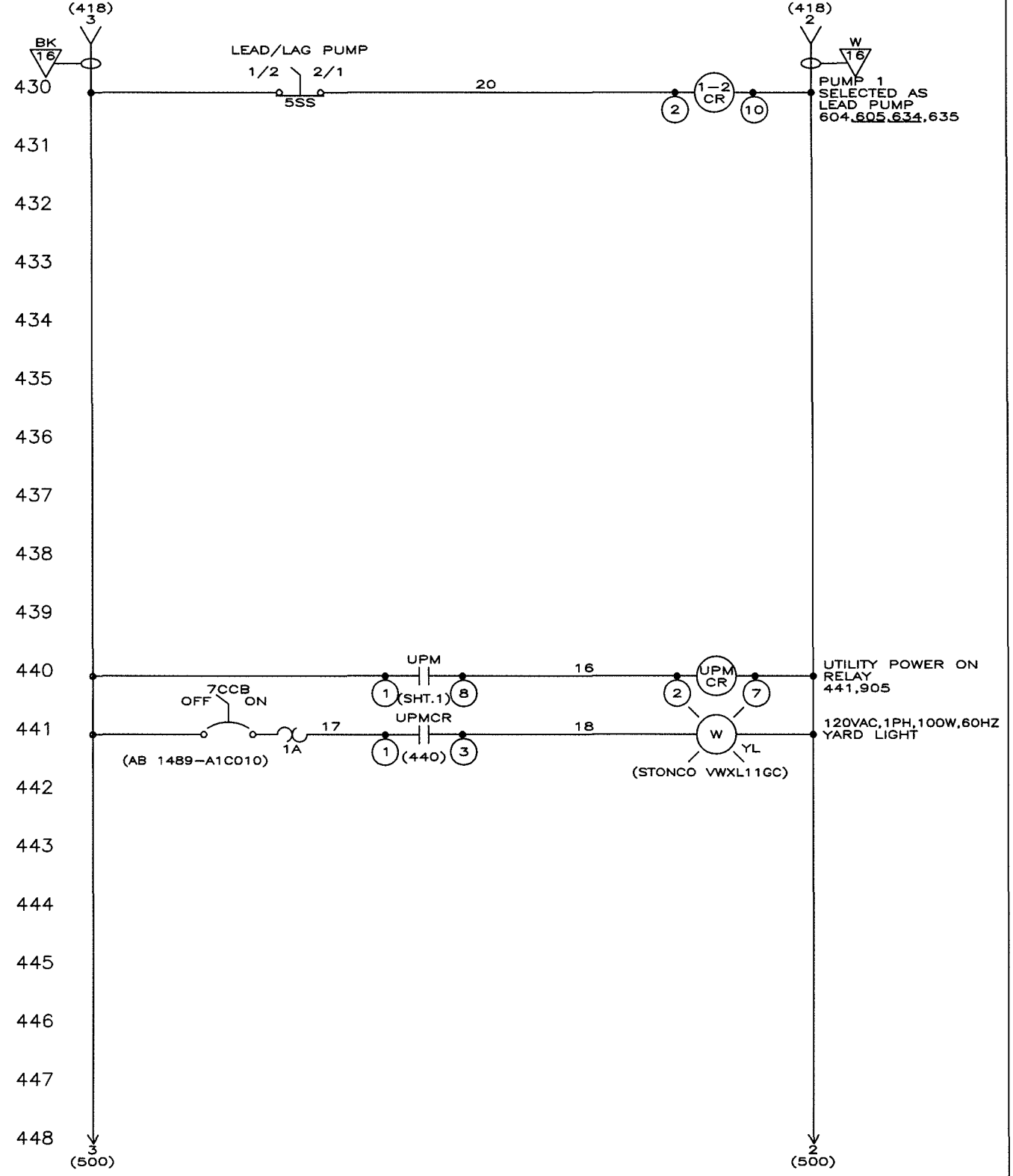
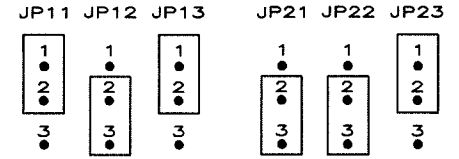
FOR CONNECTING ONLY TO PURELY RESISTIVE NON-ENERGY STORING DEVICES

MULTI-RANGE TIMER CHART:

	RANGE SETTING	DIAL SETTING
1HHTR	1 MIN.	10 SEC.
2HHTR	1 MIN.	30 SEC.
LLTR	1 MIN.	10 SEC.

- NOTES:**
- RELAYS HHCR, AND LLCR EACH HAVE A COIL RATED AT 24VDC, 0.05FLA SEALED.
 - RELAYS HHCR, LLCR AND UPMCR EACH HAVE A CONTACT RATED AT 240VAC, 1PH., 10FLA, 60HZ.
 - TIMERS 1HHTR, 2HHTR AND LLTR EACH HAVE A COIL RATED AT 120VAC, 1PH., 0.25FLA SEALED, 60HZ.
 - RELAYS 1HHCR, 2HHCR, LLTR, 1-2CR AND UPMCR EACH HAVE A COIL RATED AT 120VAC, 1PH., 0.01FLA, 60HZ.
 - FLOAT SWITCHES HHFS AND LLFS ARE SHOWN IN THEIR NORMAL OPERATING POSITIONS.

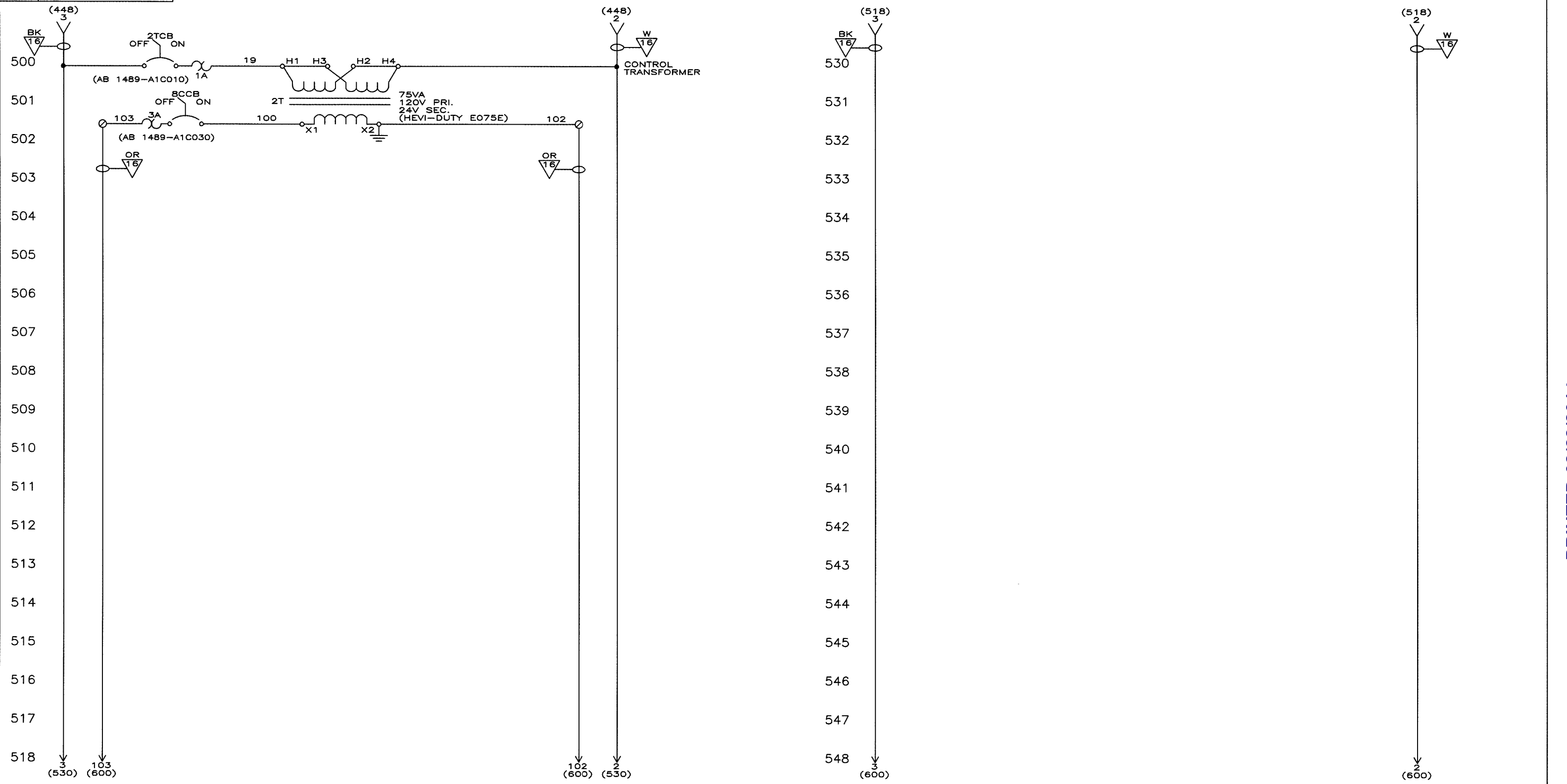
1BAR JUMPER SETTINGS:



The FLOLO Corporation FLOLO Systems Group

1061 EAST GREEN ST. BENSENVILLE, ILLINOIS 60106

SYM.	REVISION	DATE	BY	TITLE
				VILLAGE OF LOMBARD GARFIELD LIFT/PUMP STATION
				DWN BY WRJ CHKD BY DATE 04/17/2014
				SCALE APPROVED
				SHEET 4 OF 13 DWG. NO. 11594-00B

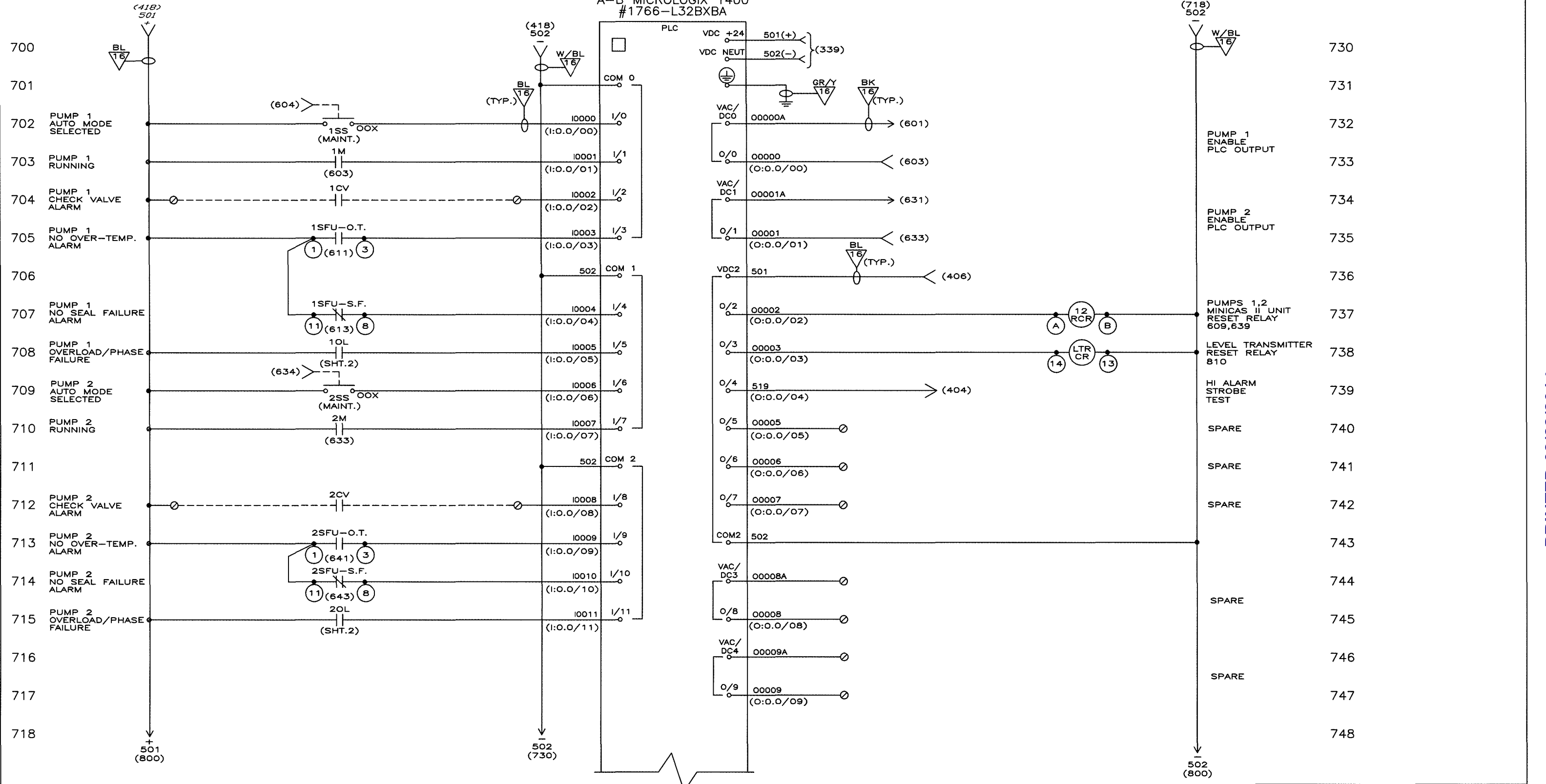


PRINTED 08/28/2014

The FLOLO Corporation **FLOLO Systems Group**

1061 EAST GREEN ST. BENSENVILLE, ILLINOIS 60106

SYM.	REVISION	DATE	BY	TITLE
				VILLAGE OF LOMBARD GARFIELD LIFT/PUMP STATION
				DWN BY WRJ CHKD BY DATE 04/17/14
				SCALE APPROVED
				SHEET 5 OF 13 DWG. NO. 11594-00B



NOTES:

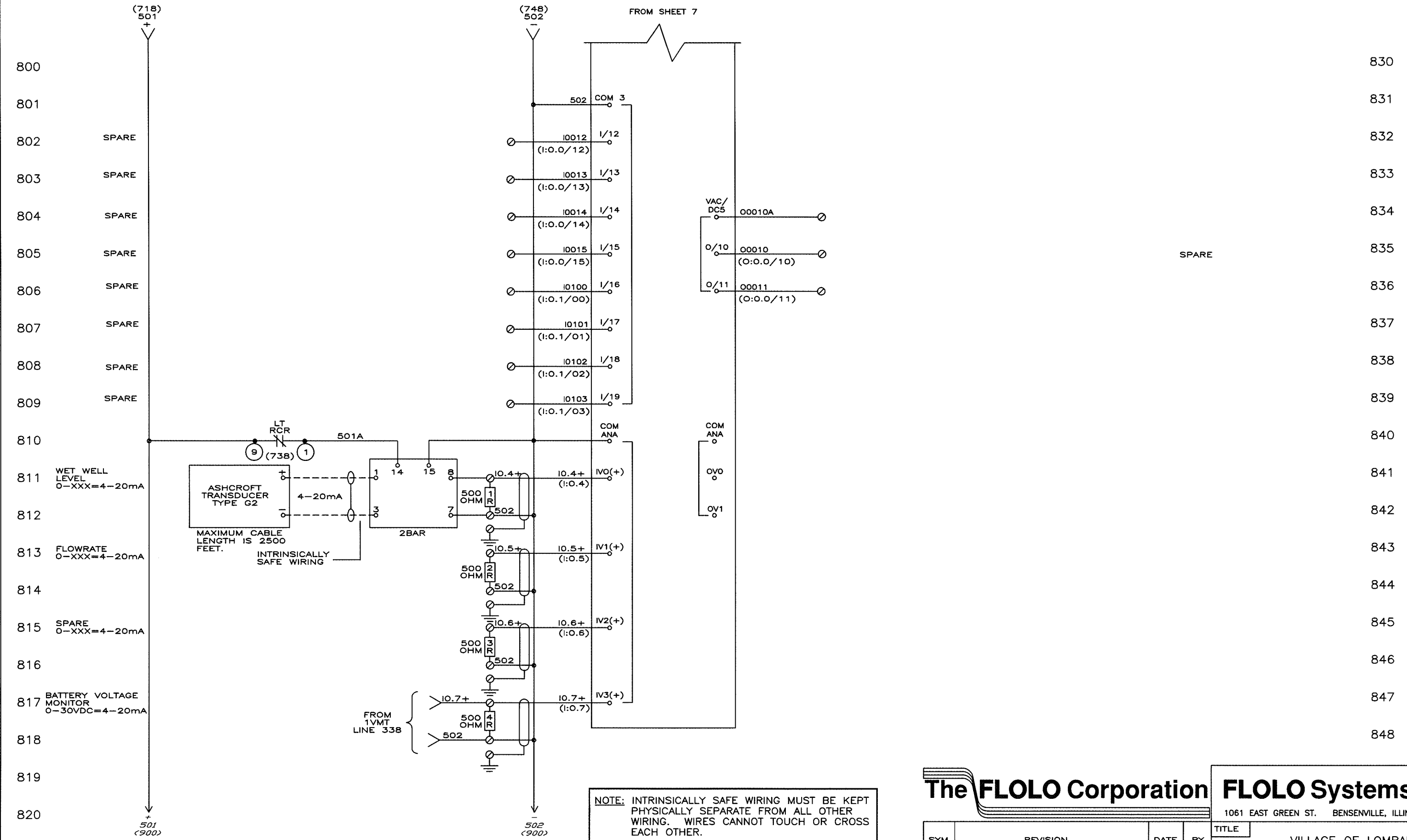
1. SELECTOR SWITCHES 1SS AND 2SS EACH HAVE A CONTACT RATED AT 600VAC, 1PH., 10FLA, 60HZ.
2. STARTERS 1M AND 2M EACH HAVE AN AUXILIARY CONTACT RATED AT 120VAC, 1PH., 10FLA, 60HZ.
3. OVERLOAD RELAYS 1OL AND 2OL EACH HAVE AN AUXILIARY CONTACT RATED AT 120VAC, 1PH., 10FLA, 60HZ.
4. MINICAS II UNIT CONTACTS 1SFU-O.T., 1SFU-S.F., 2SFU-O.T. AND 2SFU-S.F. EACH HAVE A RATING OF 250VAC, 1PH., 8FLA, 60HZ.
5. RELAYS HHCR, LLCR AND UPMCR EACH HAVE A CONTACT RATED AT 240VAC, 1PH., 10FLA, 60HZ.
6. MONITOR GPM, HAS A CONTACT RATED AT 240VAC, 1PH., 10FLA, 60HZ.
7. TRANSFER SWITCHES GDS, AND UDS EACH HAVE AN AUXILIARY CONTACT RATED AT 600VAC, 1PH., 10FLA, 60HZ.

The FLOLO Corporation FLOLO Systems Group

1061 EAST GREEN ST. BENSENVILLE, ILLINOIS 60106

SYM.	REVISION	DATE	BY	TITLE
				VILLAGE OF LOMBARD GARFIELD LIFT/PUMP STATION
				DWN BY WRJ CHKD BY DATE 04/17/14
				SCALE APPROVED
				SHEET 7 OF 13 DWG. NO. 11594-00B

PRINTED 08/28/2014



NOTE: INTRINSICALLY SAFE WIRING MUST BE KEPT PHYSICALLY SEPARATE FROM ALL OTHER WIRING. WIRES CANNOT TOUCH OR CROSS EACH OTHER.

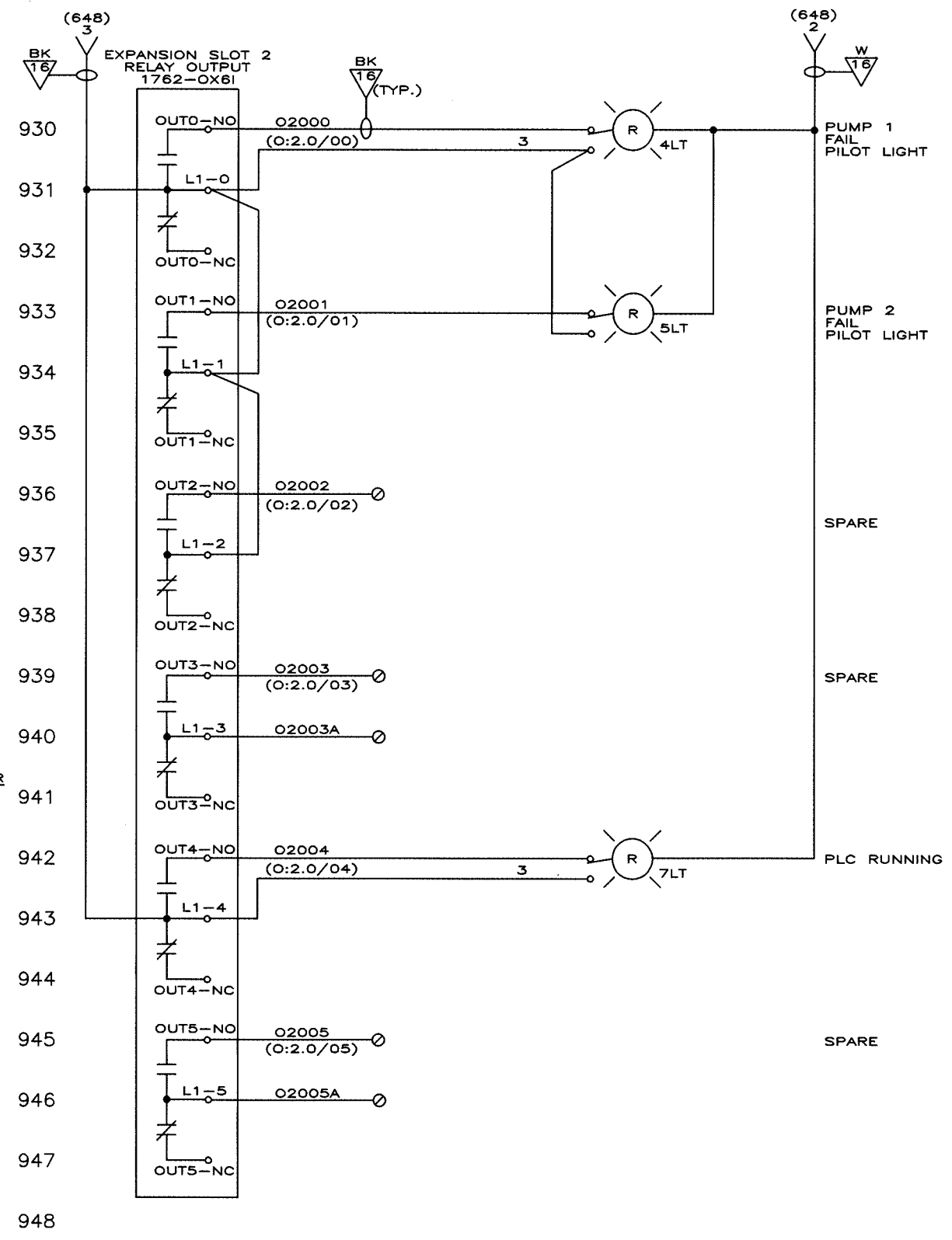

INSTALL IN ACCORDANCE WITH ART. 504 OF THE NATIONAL ELECTRICAL CODE

FOR CONNECTING ONLY TO PURELY RESISTIVE NON-ENERGY STORING DEVICES

The FLOLO Corporation **FLOLO Systems Group**
 1061 EAST GREEN ST. BENSENVILLE, ILLINOIS 60106

SYM.	REVISION	DATE	BY	TITLE
				VILLAGE OF LOMBARD GARFIELD LIFT/PUMP STATION
				DWN BY WRJ CHKD BY DATE 04/17/14
				SCALE APPROVED
				SHEET 8 OF 13 DWG. NO. 11594-00B

PRINTED 08/28/2014



NOTES:

- PILOT LIGHTS 4LT, 5LT AND 7LT EACH HAVE A TRANSFORMER RATED AT 120VAC, 1PH, 0.025FLA, 60HZ.
- DOOR SWITCHES 3DSW & 4DSW ARE SHOWN IN THE "DOOR CLOSED" POSITION.
- DOOR SWITCHES 3DSW, AND 4DSW EACH HAVE A CONTACT RATED AT 120VAC, 1PH., 10FLA, 60HZ.

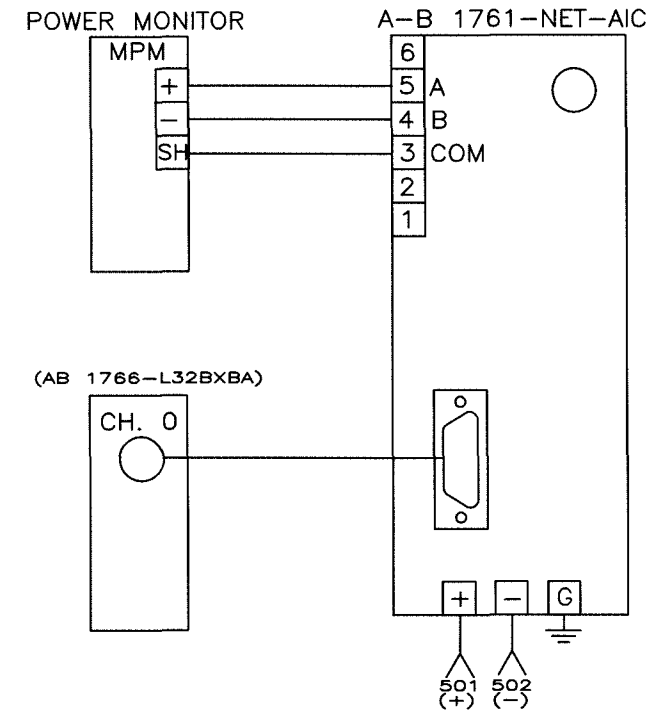
The FLOLO Corporation FLOLO Systems Group

1061 EAST GREEN ST. BENSENVILLE, ILLINOIS 60106

SYM.	REVISION	DATE	BY	TITLE
				VILLAGE OF LOMBARD GARFIELD LIFT/PUMP STATION
				DWN BY WRJ CHKD BY DATE 04/17/14
				SCALE APPROVED
				SHEET 9 OF 13 DWG. NO. 11594-00B

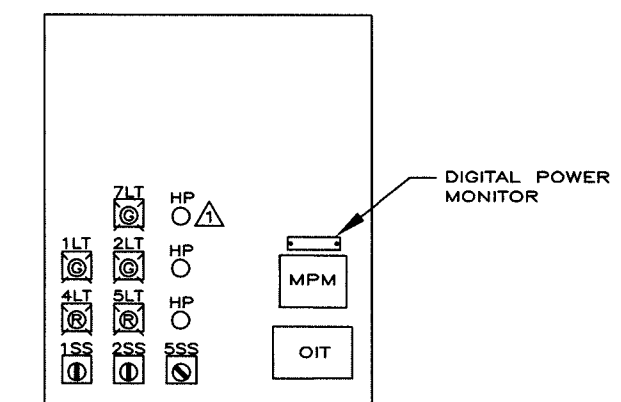
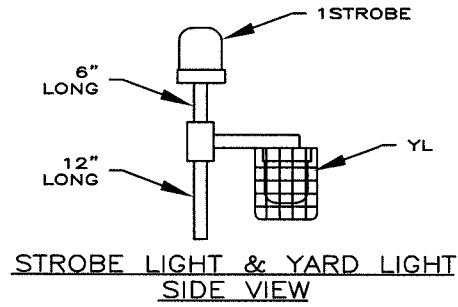
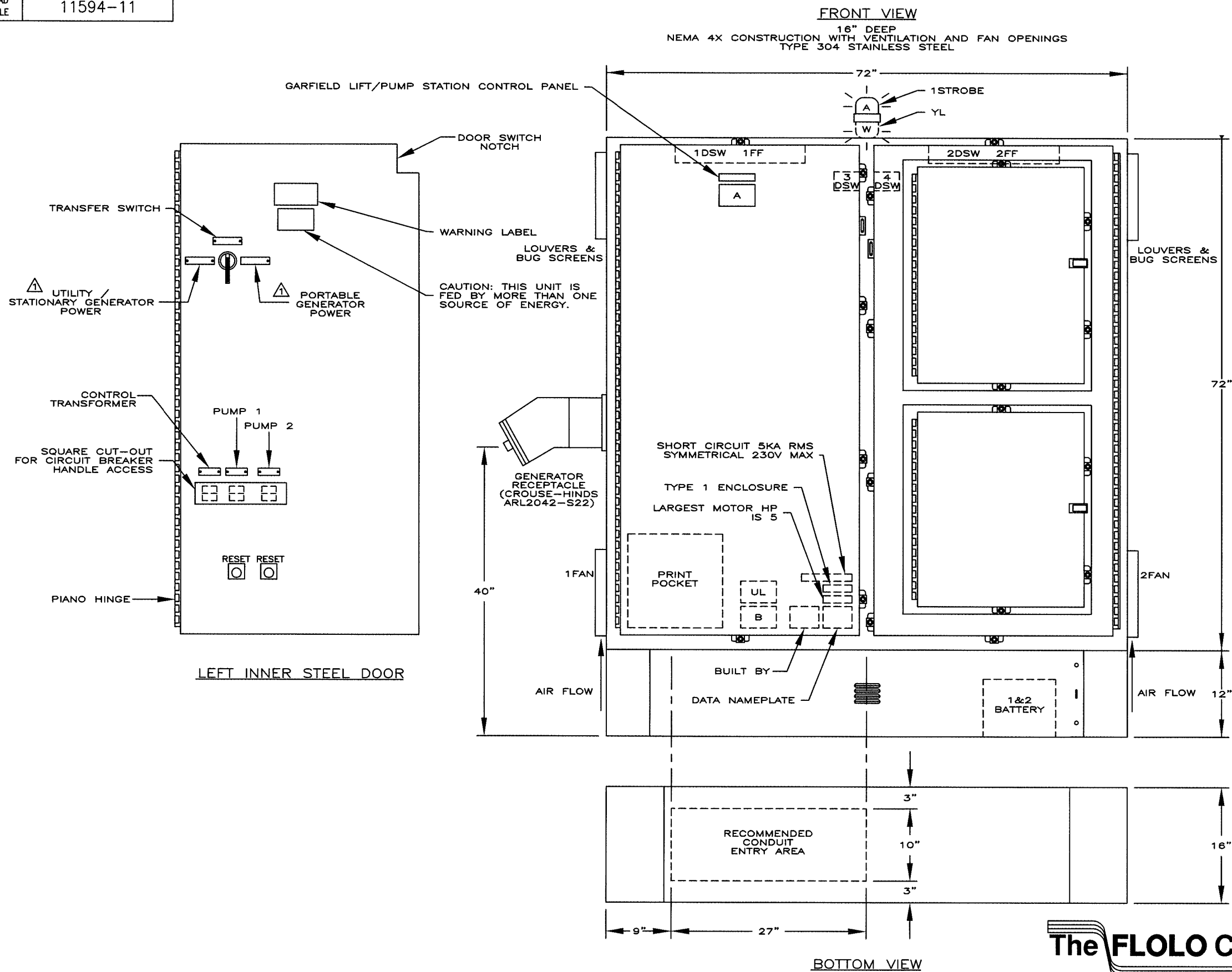
1000
1001
1002
1003
1004
1005
1006
1007
1008
1009
1010
1011
1012
1013
1014
1015
1016
1017
1018

1030
1031
1032
1033
1034
1035
1036
1037
1038
1039
1040
1041
1042
1043
1044
1045
1046
1047
1048



The FLOLO Corporation **FLOLO Systems Group**
1061 EAST GREEN ST. BENSENVILLE, ILLINOIS 60106

SYM.	REVISION	DATE	BY	TITLE
				VILLAGE OF LOMBARD GARFIELD LIFT/PUMP STATION
				DWN BY WRJ CHKD BY DATE 04/17/14
				SCALE APPROVED
				SHEET 10 OF 13 DWG. NO. 11594-00B



OPERATOR PLATE LOCATED BEHIND RIGHT UPPER DOOR

LEGENDS:

- 1SS - PUMP 1-HAND/OFF/AUTO
- 2SS - PUMP 2-HAND/OFF/AUTO
- 5SS - LEAD LAG P1/2 P2/1
- 1LT - PUMP 1 RUNNING
- 2LT - PUMP 2 RUNNING
- 4LT - PUMP 1 FAULT
- 5LT - PUMP 2 FAULT
- 7LT - PLC RUNNING

A - CAUTION! MULTIPLE SUPPLY SOURCES ARE PROVIDED AND EACH SHOULD BE DISCONNECTED BEFORE SERVICING. FUSIBLE DISCONNECTS PROVIDED BY OTHERS. CIRCUIT 1: 26 AMP, 230V-3PH-60HZ

B - PROVIDES INTRINSICALLY SAFE CIRCUIT EXTENSIONS FOR USE IN CLASS 1, GROUP D, HAZARDOUS LOCATIONS WHEN CONNECTED PER INSTALLATION INSTRUCTIONS ON UNIT.
WARNING: TO PREVENT IGNITION OF FLAMMABLE OR COMBUSTIBLE ATMOSPHERES, DISCONNECT POWER BEFORE SERVICING.

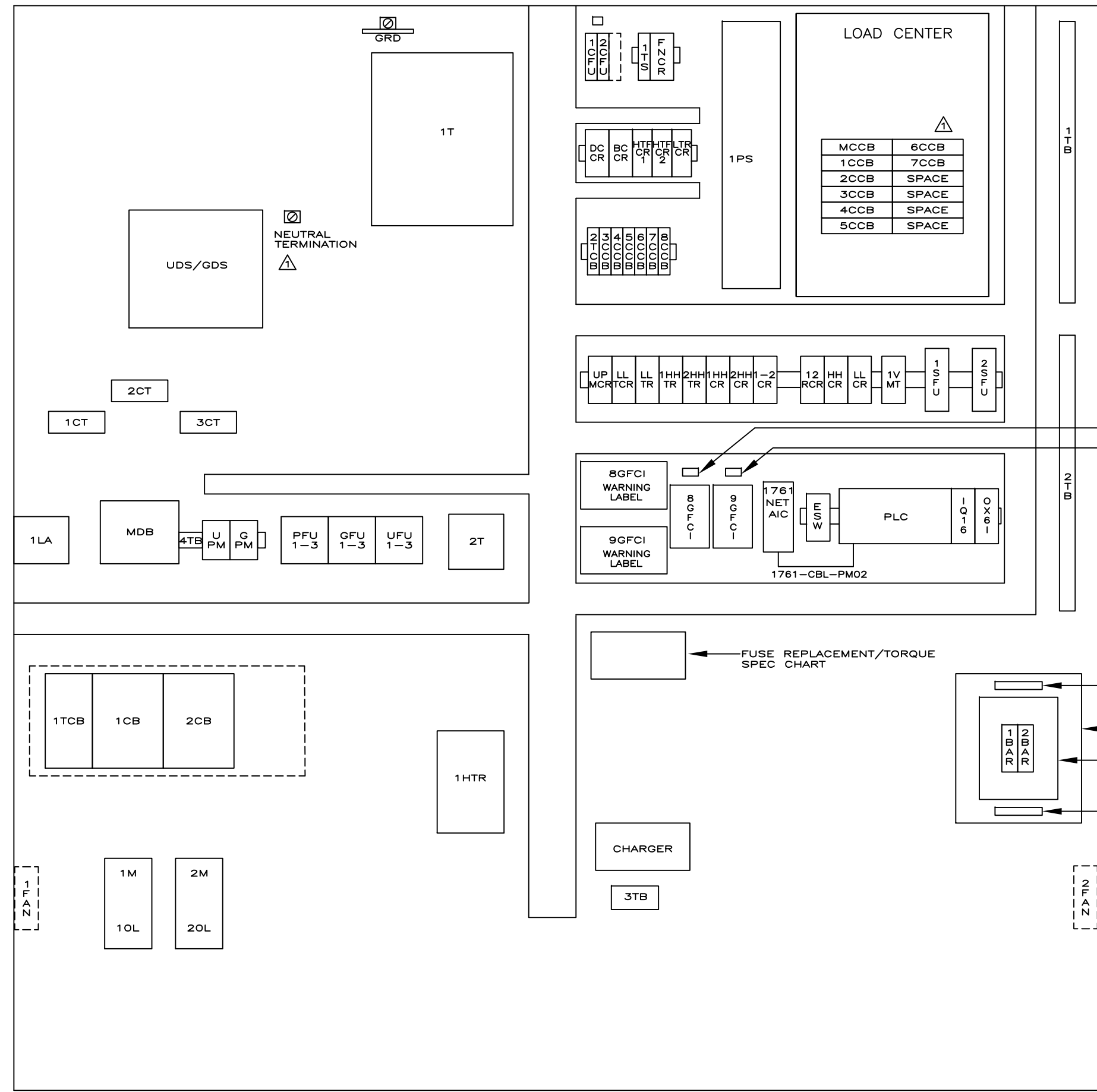
NOTES:

- 1 - ENCLOSURE WELD AREAS ARE GROUND AND POLISHED.
- 2 - ENCLOSURE DOORS AND ENCLOSURE BODY POLISHED.
- 3 - RIGHT LOWER DOOR PROVIDES ACCESS TO ENCLOSURE SUB PANEL.
- 4 - DOOR STOPS ON ALL DOORS WELDED SECURELY.

The FLOLO Corporation FLOLO Systems Group

1061 EAST GREEN ST. BENSENVILLE, ILLINOIS 60106

SYM.	REVISION	DATE	BY	TITLE
1	Remove 6SS Street Light Switch	07/30/14	M*M	VILLAGE OF LOMBARD GARFIELD LIFT/PUMP STATION
DWN BY WRJ				CHKD BY
SCALE 1/16"=1"				DATE 04/14/14
SHEET 11 OF 13				DWG. NO. 11594-01B



FOR BATTERY CHARGER ONLY
FOR PROGRAMMING EQUIPMENT ONLY

FUSE REPLACEMENT/TORQUE SPEC CHART

WARNING: SUBSTITUTION OF COMPONENTS MAY IMPAIR INTRINSIC SAFETY
ENCLOSURE
WINDOW
INTRINSICALLY SAFE FIELD WIRING TERMINALS ONLY

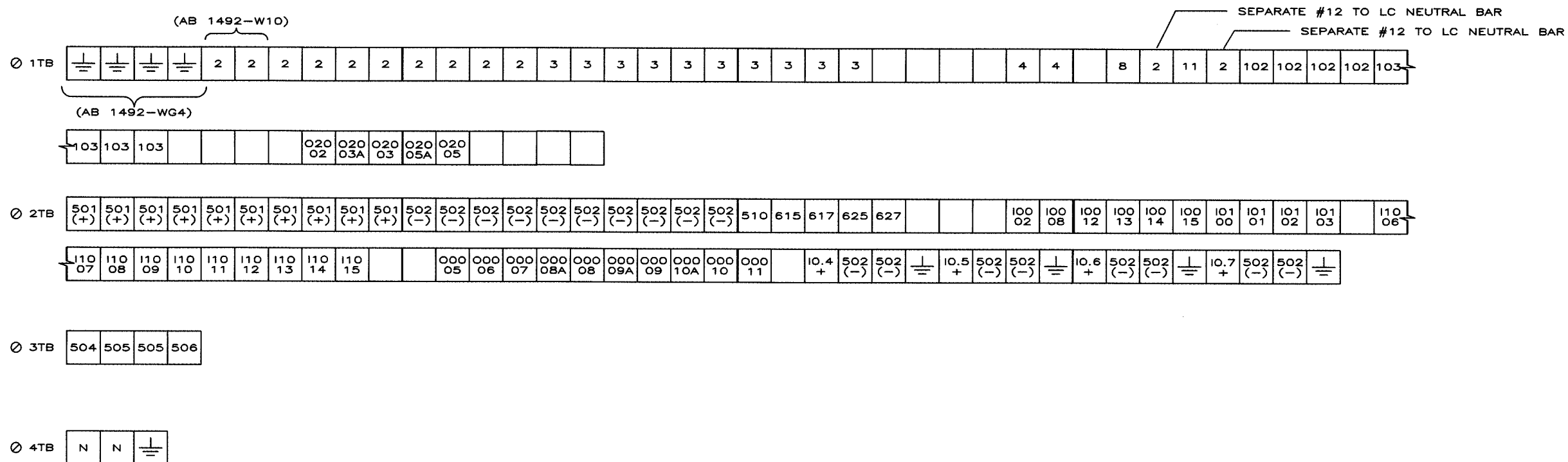
NOTE:
1HTR REQUIRES AN AIR SPACE OF 6" ON TOP, 1" ON BOTTOM, AND 1" ON SIDES.

The FLOLO Corporation FLOLO Systems Group
1061 EAST GREEN ST. BENSENVILLE, ILLINOIS 60106

SYM.	REVISION	DATE	BY	TITLE
1	REPLACE GFI C/B's & NEUTRAL	08/26/14	M*M	VILLAGE OF LOMBARD GARFIELD LIFT/PUMP STATION
				DWN BY WRJ
				CHKD BY
				DATE 04/17/14
				SCALE
				APPROVED
				SHEET 12 OF 13
				DWG. NO. 11594-01B

SUB PANEL

TERMINAL LAYOUT:



NOTES:

- 1 - USE 60° DEGREE CELSIUS COPPER FIELD WIRE MINIMUM.
- 2 - TERMINALS ARE AB 1492-W4 UNLESS NOTED OTHERWISE.
- 3 - AB 1492-W4 TERMINAL BLOCK SCREW TIGHTENING TORQUE=5 TO 5.6 IN-LB.
- 4 - AB 1492-WG4 TERMINAL BLOCK SCREW TIGHTENING TORQUE=5.6 TO 6.8 IN-LB.
- 5 - AB 1492-W10 TERMINAL BLOCK SCREW TIGHTENING TORQUE=132.8 IN-LB.

The FLOLO Corporation **FLOLO Systems Group**

1061 EAST GREEN ST. BENSENVILLE, ILLINOIS 60106

SYM.	REVISION	DATE	BY	TITLE
				VILLAGE OF LOMBARD GARFIELD LIFT/PUMP STATION
				DWN BY WRJ CHKD BY DATE 04/17/14
				SCALE APPROVED
				SHEET 13 OF 13 DWG. NO. 11594-00B