



Local Public Agency Formal Contract

Contractor's Name

Brothers Asphalt Paving, Inc.

Contractor's Address

315 S. Stewart Avenue

City

Addison

State

IL

Zip Code

60101

STATE OF ILLINOIS

Local Public Agency

County

Section Number

the Village of Lombard

DuPage

23-00166-00-RS

Street Name/Road Name

255 E. Wilson Ave, Lombard, IL 60148

Type of Funds

Rebuild Illinois Bond Fund

CONTRACT BOND (when required)

For a County and Road District Project

Submitted/Approved

Highway Commissioner Signature & Date

[Signature and Date Box]

Submitted/Approved

County Engineer/Superintendent of Highways Signature & Date

[Signature and Date Box]

For a Municipal Project

Submitted/Approved/Passed

Signature & Date

[Signature and Date: 5/18/23]

Official Title

Village President

Department of Transportation

Concurrence in approval of award

Regional Engineer Signature & Date

[Signature and Date Box]

LICENSED PROFESSIONAL ENGINEER
JOHN J. BEISSEL
062-048418
STATE OF ILLINOIS
[Signature]
5/31/2023

Local Public Agency the Village of Lombard	Local Street/Road Name 255 E. Wilson Ave, Lombard, IL 60148	County DuPage	Section Number 23-00166-00-RS
---	--	------------------	----------------------------------

1. THIS AGREEMENT, made and concluded the 18th day of May 2023 between the Village of Lombard, known as the party of the first part, and Brothers Asphalt Paving, Inc., its successor, and assigns, known as the party of the second part.


2. For and in consideration of the payments and agreements mentioned in the Proposal hereto attached, to be made and performed by the party of the first part, and according to the terms expressed in the Bond referring this contract, the party of the second part agrees with said party of the first part, at its own proper cost and expense, to do all the work, furnish all materials and all labor necessary to complete the work in accordance with the plans and specifications hereinafter described, and in full compliance with all of the terms of this contract.

3. It is also understood and agreed that the LPA Formal Contract Proposal, Special Provisions, Affidavit of Illinois Business Office, Apprenticeship or Training Program Certification, and Contract Bond hereto attached, and the Plans for Section 23-00166-00-RS in the Village of Lombard, approved by the Illinois Department of Transportation on 03/31/23, are essential documents of this contract and are a part hereof.

4. IN WITNESS WHEREOF, the said parties have executed this contract on the date above mentioned.

Attest: The Village of Lombard
Local Public Agency Type Name of Local Public Agency

Clerk Signature & Date

 5/18/23

(SEAL, if required by the LPA)

Party of the First Part Signature & Date

By:  5/18/23

(If a Corporation)

Corporate Name

Brothers Asphalt Paving, Inc.

President, Party of the Second Part Signature & Date

By:  5/10/23

(If a Limited Liability Corporation)

LLC Name

Manager or Authorized Member, Party of the Second Part

By:

(If a Partnership)

Partner Signature & Date

Partner Signature & Date

Partners doing Business under the firm name of Party of the Second Part

(If an individual)

Party of the Second Part Signature & Date

Attest:

Secretary Signature & Date

5/10/23



(SEAL, if required by the LPA)

Local Public Agency	County	Section Number	Route(s) (Street/Road Name)
Village of Lombard	DuPage	23-00166-00-RS	Various streets

NOTICE TO BIDDERS

Online proposals for the project described below will be received at the office of the Village of Lombard Public Works
 1051 S. Hammerschmidt Avenue, Lombard, IL 60148 Name of Office
 until 10:00 AM on 04/21/23
Address Time Date

Online proposals will be opened and read publicly at the office of the Village of Lombard Public Works
 1051 S. Hammerschmidt Avenue, Lombard, IL 60148 Name of Office
 at 10:00 AM on 04/21/23
Address Time Date

DESCRIPTION OF WORK

Location	Project Length
Various streets throughout the Village of Lombard	20,726 ft/3.925 mi

Proposed Improvement
 The construction of a 2" Hot-Mix Asphalt Surface Course, Leveling Binder, Hot-Mix Asphalt Surface Removal, Class D Patches, Concrete Curb & Gutter and Sidewalk Removal & Replacement and Parkway Restoration. Streets to be resurfaced are existing urban sections with sufficiently designed pavements sections.

1. Plans and proposal forms will be available online at:
www.questcdn.com Digital bid specifications may be downloaded for \$30.00 by inputting Quest Project Number 8417275 on the website's Project Search page. Please contact QuestCDN at (952) 233-1632 or info@questcdn.com for assistance in free membership, registration or downloading instructions.

2. Prequalification
 If checked, the 2 apparent as read low bidders must file within 24 hours after the letting an "Affidavit of Availability" (Form BC 57) in triplicate, showing all uncompleted contracts awarded to them and all low bids pending award for Federal, State, County, Municipal and private work. One original shall be filed with the Awarding Authority and two originals with the IDOT District Office.
3. The Awarding Authority reserves the right to waive technicalities and to reject any or all proposals as provided in BLRS Special Provision for Bidding Requirements and Conditions for Contract Proposals.
4. The following BLR Forms shall be returned by the bidder to the Awarding Authority:
 - a. Local Public Agency Formal Contract Proposal (BLR 12200)
 - b. Schedule of Prices (BLR 12201)
 - c. Proposal Bid Bond (BLR 12230) (if applicable)
 - d. Apprenticeship or Training Program Certification (BLR 12325) (do not use for project with Federal funds.)
 - e. Affidavit of Illinois Business Office (BLR 12326) (do not use for project with Federal funds)
5. The quantities appearing in the bid schedule are approximate and are prepared for the comparison of bids. Payment to the Contractor will be made only for the actual quantities of work performed and accepted or materials furnished according to the contract. The scheduled quantities of work to be done and materials to be furnished may be increased, decreased or omitted as hereinafter provided.
6. Submission of a bid shall be conclusive assurance and warranty the bidder has examined the plans and understands all requirements for the performance of work. The bidder will be responsible for all errors in the proposal resulting from failure or neglect to conduct an in depth examination. The Awarding Authority will, in no case, be responsible for any costs, expenses, losses or changes in anticipated profits resulting from such failure or neglect of the bidder.
7. The bidder shall take no advantage of any error or omission in the proposal and advertised contract.
8. If a special envelope is supplied by the Awarding Authority, each proposal should be submitted in that envelope furnished by the Awarding Agency and the blank spaces on the envelope shall be filled in correctly to clearly indicate its contents. When an envelope other than the special one furnished by the Awarding Authority is used, it shall be marked to clearly indicate its contents. When sent by mail, the sealed proposal shall be addressed to the Awarding Authority at the address and in care of the official in whose office the bids are to be received. All proposals shall be filed prior to the time and at the place specified in the Notice to Bidders. Proposals received after the time specified will be returned to the bidder unopened.
9. Permission will be given to a bidder to withdraw a proposal if the bidder makes the request in writing or in person before the time for opening proposals.

Local Public Agency	County	Section Number	Route(s) (Street/Road Name)
Village of Lombard	DuPage	23-00166-00-RS	Various streets

PROPOSAL

1. Proposal of _____ Contractor's Name _____

Contractor's Address _____

2. The plans for the proposed work are those prepared by the Village of Lombard Public Works Department.
and approved by the Department of Transportation on March xx, 2023.

3. The specifications referred to herein are those prepared by the Department of Transportation and designated as "Standard Specifications for Road and Bridge Construction" and the " Supplemental Specifications and Recurring Special Provisions" thereto, adopted and in effect on the date of invitation for bids.

4. The undersigned agrees to accept, as part of the contract, the applicable Special Provisions indicated on the "Check Sheet for Recurring Special Provisions" contained in this proposal.

5. The undersigned agrees to complete the work _____ by 08/04/23 unless additional time is granted in accordance with the specifications.

6. The successful bidder at the time of execution of the contract will be required to deposit a contract bond for the full amount of the award. When a contract bond is not required, the proposal guaranty check will be held in lieu thereof. If this proposal is accepted and the undersigned fails to execute a contract and contract bond as required, it is hereby agreed that the Bid Bond of check shall be forfeited to the Awarding Authority.

7. Each pay item should have a unit price and a total price. If no total price is shown or if there is a discrepancy between the products of the unit price multiplied by the quantity, the unit price shall govern. If a unit price is omitted, the total price will be divided by the quantity in order to establish a unit price. A bid may be declared unacceptable if neither a unit price nor a total price is shown.

8. The undersigned submits herewith the schedule of prices on BLR 12201 covering the work to be performed under this contract.

9. The undersigned further agrees that if awarded the contract for the sections contained in the combinations on BLR 12201, the work shall be in accordance with the requirements of each individual proposal for the multiple bid specified in the Schedule for Multiple Bids below.

10. A proposal guaranty in the proper amount, as specified in BLRS Special Provision for Bidding Requirements and Conditions for Contract Proposals, will be required. Bid Bonds will be allowed as a proposal guaranty. Accompanying this proposal is either a bid bond, if allowed, on Department form BLR 12230 or a proposal guaranty check, complying with the specifications, made payable to: Village of Lombard Treasurer of Lombard, Illinois

The amount of the check is 5% of the Bid Amount (5% of the Bid Amount).

Attach Cashier's Check or Certified Check Here

In the event that one proposal guaranty check is intended to cover two or more bid proposals, the amount must be equal to the sum of the proposal guaranties which would be required for each individual bid proposal. If the proposal guaranty check is placed in another bid proposal, state below where it may be found.

The proposal guaranty check will be found in the bid proposal for: Section Number 23-00166-00-RS



Contractor's Name

Brothers Asphalt Paving Inc

Contractor's Address

315 S. Stewart Avenue

City

Addison

State

IL

Zip Code

60101

Local Public Agency

Village of Lombard

County

DuPage

Section Number

23-00166-00-RS

Route(s) (Street/Road Name)

Various Streets throughout the Village of Lombard

Schedule for Multiple Bids

Combination Letter	Section Included in Combinations	Total

Schedule for Single Bid

(For complete information covering these items, see plans and specifications.)

Item Number	Items	Unit	Quantity	Unit Price	Total
1	Earth Excavation	CY	30	\$60.00	\$1,800.00
2	Rem & Disp Unsuit Material	CY	40	\$30.00	\$1,200.00
3	Aggregate for Temp Access	TN	100	\$25.00	\$2,500.00
4	Bit Materials (Tack Coat)	LB	28,320	\$0.20	\$5,664.00
5	Leveling Binder (MM) N50	TN	2,448	\$90.00	\$220,320.00
6	Temporary Ramp	SY	75	\$10.00	\$750.00
7	HMA Surf Cse, Mix D, N50	TN	5,475	\$90.00	\$492,750.00
8	PCC Sidewalk 5"	SF	2,900	\$12.80	\$37,120.00
9	Detectable Warnings	SF	760	\$37.50	\$28,500.00
10	HMA Surface Removal 2.5"	SY	59,249	\$2.60	\$154,047.40
11	Drive Pavement Rem	SY	400	\$21.50	\$8,600.00
12	Comb Conc Gutter Rem	FT	1,428	\$6.00	\$8,568.00
13	Sidewalk Rem	SF	3,150	\$2.15	\$6,772.50
14	Class D Patches, Ty IV, 6"	SY	300	\$50.00	\$15,000.00
15	Class D Patches, Ty IV, 10"	SY	250	\$100.00	\$25,000.00
16	Comb Conc C&G, Ty B6.12	FT	1,428	\$45.00	\$64,260.00
17	Non Spl Waste Disposl	CY	40	\$100.00	\$4,000.00
18	Mobilization	LS	1	\$20,000.00	\$20,000.00
19	Traffic Cont-Prot 701006	LS	1	\$1.00	\$1.00
20	Traffic Cont-Prot 701301	LS	1	\$1.00	\$1.00

Local Public Agency		County		Section Number		Route(s) (Street/Road Name)	
Village of Lombard		DuPage		23-00166-00-RS		Various Streets througho	
Item Number	Items	Unit	Quantity	Unit Price	Total		
21	Traffic Cont-Prot 701311	LS	1	\$1.00	\$1.00		
22	Traffic Cont-Prot 701501	LS	1	\$14,000.00	\$14,000.00		
23	Traffic Cont-Prot 701801	LS	1	\$1.00	\$1.00		
24	Thermoplastic Pvt Mk Ltr&Sym	SF	146	\$6.15	\$897.90		
25	Thermoplastic Pvt Mk-Line 4"	FT	4,564	\$0.95	\$4,335.80		
26	Thermoplastic Pvt Mk-Line 6"	FT	1,381	\$1.53	\$2,112.93		
27	Thermoplastic Pvt Mk-Line 12"	FT	168	\$3.06	\$514.08		
28	Thermoplastic Pvt Mk-Line 24"	FT	348	\$6.12	\$2,129.76		
29	HMA Driveway Pvt 3"	SY	250	\$45.00	\$11,250.00		
30	Drain Utility Struct to be Adjust	EA	50	\$1,123.00	\$56,150.00		
31	Drain Utility Struct to be Recon	EA	3	\$1,979.00	\$5,937.00		
32	Valve Boxes to be Adjusted	EA	5	\$561.00	\$2,805.00		
33	Topsoil F & P 4"	SY	1,400	\$4.30	\$6,020.00		
34	Seeding, Class 1A	SY	1,400	\$6.42	\$8,988.00		
35	Erosion Control Blanket	SY	1,400	\$2.14	\$2,996.00		
36	PCC Driveway Pavement 6"	SY	150	\$85.60	\$12,840.00		
					Bidder's Total Proposal		\$1,227,832.37

1. Each pay item should have a unit price and a total price.
2. If no total price is shown or if there is a discrepancy between the product of the unit price multiplied by the quantity, the unit price shall govern.
3. If a unit price is omitted, the total price will be divided by the quantity in order to establish a unit price.
4. A bid may be declared unacceptable if neither a unit price or total price is shown.

Local Public Agency	County	Section Number	Route(s) (Street/Road Name)
Village of Lombard	DuPage	23-00166-00-RS	Various streets

CONTRACTOR CERTIFICATIONS

The certifications hereinafter made by the bidder are each a material representation of fact upon which reliance is placed should the Department enter into the contract with the bidder.

1. **Debt Delinquency.** The bidder or contractor or subcontractor, respectively, certifies that it is not delinquent in the payment of any tax administered by the Department of Revenue unless the individual or other entity is contesting, in accordance with the procedure established by the appropriate Revenue Act, its liability for the tax or the amount of the tax. Making a false statement voids the contract and allows the Department to recover all amounts paid to the individual or entity under the contract in a civil action.
2. **Bid-Rigging or Bid Rotating.** The bidder or contractor or subcontractor, respectively, certifies that it is not barred from contracting with the Department by reason of a violation of either 720 ILCS 5/33E-3 or 720 ILCS 5/33E-4.

A violation of section 33E-3 would be represented by a conviction of the crime of bid-rigging which, in addition to Class 3 felony sentencing, provides that any person convicted of this offense, or any similar offense of any state or the United States which contains the same elements as this offense shall be barred for 5 years from the date of conviction from contracting with any unit of State or local government. No corporation shall be barred from contracting with any unit of State or local government as a result of a conviction under this Section of any employee or agent of such corporation if the employee so convicted is no longer employed by the corporation: (1) it has been finally adjudicated not guilty or (2) if it demonstrates to the governmental entity with which it seeks to contract that entity finds that the commission of the offense was neither authorized, requested, commanded, nor performed by a director, officer or a high managerial agent on behalf of the corporation.

A violation of Section 33E-4 would be represented by a conviction of the crime of bid-rotating which, in addition to Class 2 felony sentencing, provides that any person convicted of this offense or any similar offense of any state or the United States which contains the same elements as this offense shall be permanently barred from contracting with any unit of State of Local government. No corporation shall be barred from contracting with any unit of State or Local government as a result of a conviction under this Section of any employee or agent of such corporation if the employee so convicted is no longer employed by the corporation and: (1) it has been finally adjudicated not guilty or (2) if it demonstrates to the governmental entity with which it seeks to contract and that entity finds that the commission of the offense was neither authorized, requested, commanded, nor performed by a director, officer or a high managerial agent on behalf of the corporation.

3. **Bribery.** The bidder or contractor or subcontractor, respectively, certifies that, it has not been convicted of bribery or attempting to bribe an officer or employee of the State of Illinois or any unit of local government, nor has the firm made an admission of guilt of such conduct which is a matter or record, nor has an official, agent, or employee of the firm committed bribery or attempted bribery on behalf of the firm and pursuant to the direction or authorization of a responsible official of the firm.
4. **Interim Suspension or Suspension.** The bidder or contractor or subcontractor, respectively, certifies that it is not currently under a suspension as defined in Subpart I of Title 44 Subtitle A Chapter III Part 6 of the Illinois Administrative code. Furthermore, if suspended prior to completion of this work, the contract or contracts executed for the completion of this work may be canceled.

Local Public Agency	County	Section Number	Route(s) (Street/Road Name)
Village of Lombard	DuPage	23-00166-00-RS	Various streets

SIGNATURES

(If an individual)

Bidder Signature & Date

--

Business Address

--

City	State	Zip Code

(If a partnership)

Firm Name

--

Signature & Date

--

Title

--

Business Address

--

City	State	Zip Code

Insert the Names and Addresses of all Partners

--

(If a corporation)

Corporate Name

Brothers Asphalt Paving, Inc.

Signature & Date

	04/21/2023
--	------------

Title

President

Business Address

315 S. Stewart Avenue


City	State	Zip Code
Addison	IL	60101

Insert Names of Officers

President

Natalia Colella

Attest:



Secretary

Secretary
Nick Colella

Treasurer

Natalia Colella



Bond No. 30174465

Local Public Agency	County	Street Name/Road Name	Section Number
Village of Lombard	DuPage	Various Streets	23-00166-00-RS

Bond information to be returned to Local Public Agency at 255 E. Wilson Avenue, Lombard, IL 60148
Complete Address

We, Brothers Asphalt Paving, Inc. 315 S. Stewart Avenue, Addison, IL 60101
Contractor's Name and Address

a/an Corporation organized under the laws of the State of IL as PRINCIPAL, and
State

Western Surety Company 151 N. Franklin Street, Chicago, IL 60606
Surety Name and Address

as SURETY, are held and firmly bound unto the above Local Public Agency (hereafter referred to as "LPA") in the penal sum of
One Million Two Hundred Twenty Seven Thousand Eight Hundred Thirty Two Dollars and 37/100

Dollars (\$1,227,832.37) lawful money of the United States, to be paid to said LPA, the payment of which we bind ourselves, successors and assigns jointly to pay to the LPA this sum under the conditions of this instrument.

WHEREAS, THE CONDITION OF THE FOREGOING OBLIGATION IS SUCH that the said Principal has entered into a written contract with the LPA acting through its awarding authority for the construction of work on the above sections, which contract is hereby referred to and made a part hereof, as if written herein at length, and whereby the said Principal has promised and agreed to perform said work in accordance with the terms of said contract, and has promised to pay all sums of money due for any labor, materials, apparatus, fixtures or machinery furnished to such Principal for the purpose of performing such work and has further agreed to pay all direct and indirect damages to any person, firm, company or corporation to whom any money may be due from the Principal, subcontractor or otherwise for any such labor, materials, apparatus, fixtures or machinery so furnished and that suit may be maintained on such bond by any such person, firm, company or corporation for the recovery of any such money.


NOW, THEREFORE, if the said Principal shall perform said work in accordance with the terms of said contract, and shall pay all sums of money due or to become due for any labor, materials, apparatus, fixtures or machinery furnished to it for the purpose of constructing such work, and shall commence and complete the work within the time prescribed in said contract, and shall pay and discharge all damages, direct and indirect, that may be suffered or sustained on account of such work during the time of the performance thereof and until the said work shall have been accepted, and shall hold the LPA and its awarding authority harmless on account of any such damages and shall in all respects fully and faithfully comply with all the provisions, conditions and requirements of said contract, then this obligation shall be void; otherwise it shall remain in full force and effect.

IN TESTIMONY WHEREOF, the said PRINCIPAL and the said SURETY have caused this instrument to be signed by their respective agents this 10th day of May, 2023
Day Month and Year


PRINCIPAL

Company Name
Brothers Asphalt Paving, Inc.

Company Name
[Empty Box]

By
Signature & Date

Natalia Colella President 5/10/2023

By
Signature & Date
[Empty Box]

Attest
Signature & Date

Nicola Colella Secretary 5/10/2023

Attest
Signature & Date
[Empty Box]

(If PRINCIPAL is a joint venture of two or more contractors, the company names and authorized signature of each contractor must be affixed.)


STATE OF Illinois
COUNTY OF DuPage

I, Joseph Halleran, a Notary Public in and for said county, do hereby certify that

Natalia Colella and Nicola Colella
Insert name of individuals signing on behalf of PRINCIPAL

who is/are each personally known to me to be the same person(s) whose name(s) is/are subscribed to the foregoing instrument on behalf of PRINCIPAL, appeared before me this day in person and acknowledged respectively, that he/she/they signed and delivered said instrument freely and voluntarily for the uses and purposes therein set forth.

Given under my hand and notarial seal this 10th day of May, 2023
Day Month, Year



Notary Public Signature & Date

[Signature]

Date commission expires July 24, 2023
Joseph Halleran

SURETY

Name of Surety

Western Surety Company

Title

By:

[Signature]
William Reidinger, Attorney-in-Fact



STATE OF 7/24/2023
COUNTY OF DuPage

I, Joseph Halleran, a Notary Public in and for said county, do hereby certify that

William Reidinger, Attorney-in-Fact
Insert name of individuals signing on behalf of SURETY

who is/are each personally known to me to be the same person(s) whose name(s) is/are subscribed to the foregoing instrument on behalf of SURETY, appeared before me this day in person and acknowledged respectively, that he/she/they signed and delivered said instrument freely and voluntarily for the uses and purposes therein set forth.

Given under my hand and notarial seal this 10th day of May, 2023
Day Month, Year



Notary Public Signature & Date

[Signature]

Date commission expires July 24, 2023
Joseph Halleran

Approved this 18th day of May 2023
Day Month, Year

Attest:

Local Public Agency Clerk Signature & Date

[Signature]
5/18/23

VILLAGE Clerk
Local Public Agency Type

Awarding Authority

VILLAGE OF LOMBARD

Awarding Authority Signature & Date

[Signature]
5/18/23

Western Surety Company

POWER OF ATTORNEY APPOINTING INDIVIDUAL ATTORNEY-IN-FACT

Know All Men By These Presents, That WESTERN SURETY COMPANY, a South Dakota corporation, is a duly organized and existing corporation having its principal office in the City of Sioux Falls, and State of South Dakota, and that it does by virtue of the signature and seal herein affixed hereby make, constitute and appoint

William Reidinger, Individually

of, Schaumburg, IL, its true and lawful Attorney(s)-in-Fact with full power and authority hereby conferred to sign, seal and execute for and on its behalf bonds, undertakings and other obligatory instruments of similar nature

- In Unlimited Amounts -

Surety Bond No.: 30174465

Principal: Brothers Asphalt Paving, Inc.

Obligee: Village of Lombard

and to bind it thereby as fully and to the same extent as if such instruments were signed by a duly authorized officer of the corporation and all the acts of said Attorney, pursuant to the authority hereby given, are hereby ratified and confirmed.

This Power of Attorney is made and executed pursuant to and by authority of the By-Law printed on the reverse hereof, duly adopted, as indicated, by the shareholders of the corporation.

In Witness Whereof, WESTERN SURETY COMPANY has caused these presents to be signed by its Vice President and its corporate seal to be hereto affixed on this 16th day of June, 2021.



WESTERN SURETY COMPANY

Paul T. Bruflat

Paul T. Bruflat, Vice President

State of South Dakota }
County of Minnehaha } ss

On this 16th day of June, 2021, before me personally came Paul T. Bruflat, to me known, who, being by me duly sworn, did depose and say: that he resides in the City of Sioux Falls, State of South Dakota; that he is the Vice President of WESTERN SURETY COMPANY described in and which executed the above instrument; that he knows the seal of said corporation; that the seal affixed to the said instrument is such corporate seal; that it was so affixed pursuant to authority given by the Board of Directors of said corporation and that he signed his name thereto pursuant to like authority, and acknowledges same to be the act and deed of said corporation.

My commission expires

March 2, 2026



M. Bent

M. Bent, Notary Public

CERTIFICATE

I, L. Nelson, Assistant Secretary of WESTERN SURETY COMPANY do hereby certify that the Power of Attorney hereinabove set forth is still in force, and further certify that the By-Law of the corporation printed on the reverse hereof is still in force. In testimony whereof I have hereunto subscribed my name and affixed the seal of the said corporation this 10th day of May, 2023.



WESTERN SURETY COMPANY

L. Nelson

L. Nelson, Assistant Secretary

Form F4280-7-2012

Go to www.cnasurety.com > Owner / Obligee Services > Validate Bond Coverage, if you want to verify bond authenticity.

Authorizing By-Law

ADOPTED BY THE SHAREHOLDERS OF WESTERN SURETY COMPANY

This Power of Attorney is made and executed pursuant to and by authority of the following By-Law duly adopted by the shareholders of the Company.

Section 7. All bonds, policies, undertakings, Powers of Attorney, or other obligations of the corporation shall be executed in the corporate name of the Company by the President, Secretary, and Assistant Secretary, Treasurer, or any Vice President, or by such other officers as the Board of Directors may authorize. The President, any Vice President, Secretary, any Assistant Secretary, or the Treasurer may appoint Attorneys in Fact or agents who shall have authority to issue bonds, policies, or undertakings in the name of the Company. The corporate seal is not necessary for the validity of any bonds, policies, undertakings, Powers of Attorney or other obligations of the corporation. The signature of any such officer and the corporate seal may be printed by facsimile.



Bureau of Construction
2300 South Dirksen Parkway/Room 322
Springfield, IL 62764

Instructions: Complete this form by either typing or using black ink. "Authorization to Bid" will not be issued unless both sides of this form are completed in detail. Use additional forms as needed to list all work.

Part I. Work Under Contract

List below all work you have under contract as either a prime contractor or a subcontractor. It is required to include all pending low bids not yet awarded or rejected. In a joint venture, list only that portion of the work which is the responsibility of your company. The uncompleted dollar value is to be based upon the most recent engineer's or owners estimate, and must include work subcontracted to others. If no work is contracted, show NONE.

	1	2	3	4	Awards Pending	Accumulated Totals
Contract Number	23-00088-00-RS					
Contract With	Schiller Park	West Chicago				
Estimated Completion Date	09/15/23	07/28/23				
Total Contract Price	\$1,480,248	\$1,650,677				
Uncompleted Dollar Value if Firm is the Prime Contractor	\$1,480,248	\$1,650,677				\$3,130,925
Uncompleted Dollar Value if Firm is the Subcontractor						
Total Value of All Work						\$3,130,925

Part II. Awards Pending and Uncompleted Work to be done with your own forces.

List below the uncompleted dollar value of work for each contract and awards pending to be completed with your own forces. All work subcontracted to others will be listed on the reverse of this form. In a joint venture, list only that portion of the work to be done by your company. If no work is contracted, show NONE.

Earthwork	\$36,720	\$4,000				\$40,720
Portland Cement Concrete Paving						
HMA Plant Mix						
HMA Paving	\$639,504	\$723,070				\$1,362,574
Clean & Seal Cracks/Joints	\$2,310	\$1,600				\$3,910
Aggregate Bases, Surfaces	\$16,239	\$4,228				\$20,467
Highway, R.R., Waterway Struc.						
Drainage						
Electrical						
Cover and Seal Coats						
Concrete Construction						
Landscaping						
Fencing						
Guardrail						
Painting						
Signing						
Cold Milling, Planning, Rotomilling	\$87,377	\$15,912				\$103,289
Demolition						
Pavement Markings (Paint)						
Other Construction (List)						
Totals	\$782,150	\$748,810				\$1,530,960

Disclosure of this information is REQUIRED to accomplish the statutory purpose as outlined in the "Illinois Procurement Code." Failure to comply will result in non-issuance of an "Authorization To Bid." This form has been approved by the State Forms Management Center.

Part III: Work Subcontracted to Others

For each contract described in Part I, list all the work you have subcontracted to others.

	1	2	3	4	Awards Pending
Subcontractor	Galaxy Underground	Suburban General			
Type of Work	Underground	Underground			
Subcontract Price	\$51,820	\$253,380			
Amount Uncompleted	\$51,820	\$253,380			
Subcontractor	Nafisco	Nafisco			
Type of Work	Traffic Control	Traffic Control			
Subcontract Price	\$20,478	\$18,192			
Amount Uncompleted	\$20,478	\$18,192			
Subcontractor	Precision Pavement	Superior Road			
Type of Work	Pavement Marking	Pavement Marking			
Subcontract Price	\$8,126	\$7,821			
Amount Uncompleted	\$8,126	\$7,821			
Subcontractor	Reliable Landscape	Reliable Landscape			
Type of Work	Landscaping	Landscaping			
Subcontract Price	\$63,367	\$36,044			
Amount Uncompleted	\$63,367	\$36,044			
Subcontractor	Schroeder Concrete	Schroeder Concrete			
Type of Work	Concrete	Concrete			
Subcontract Price	\$554,307	\$586,430			
Amount Uncompleted	\$554,307	\$586,430			
Total Uncompleted	\$698,098	\$901,867			


Notary

I, being duly sworn, do hereby declare this affidavit is a true and correct statement relating to ALL uncompleted contracts of the undersigned for Federal, State, County, City and private work, including ALL subcontract work, ALL pending low bids not yet awarded or rejected and ALL estimated completion dates.

Officer or Director

Natalia Colella

Title
President

Signature Date
 4/21/23

Company
Brothers Asphalt Paving, Inc.

Address
315 S. Stewart Avenue

City State Zip Code
Addison IL 60101

Subscribed and sworn to before me
this 21st day of April, 2023


(Signature of Notary Public)

My commission expires 05/01/2025

OFFICIAL SEAL
NICOLA COLELLA
NOTARY PUBLIC, STATE OF ILLINOIS
MY COMMISSION EXPIRES: 5/1/2025

(Notary Seal)

Add pages for additional contracts



Local Public Agency	County	Street Name/Road Name	Section Number
Village of Lombard	DuPage	Various Streets	23-00166-00-RS

All contractors are required to complete the following certification

- For this contract proposal or for all bidding groups in this deliver and install proposal.
- For the following deliver and install bidding groups in this material proposal.

Brothers Asphalt Paving, Inc. to perform: Surface Removal, Earthwork, Aggregate Bases & Surfaces, Cover & Seal Coats, Asphalt Paving Work, Pavement Removal. Prep of Base, and Traffic Control and Protection.
 Program Sponsors: Member of: Operators Union Local 150, Laborers Union Local 96, Teamsters Union Local 673.

Illinois Department of Transportation policy, adopted in accordance with the provisions of the Illinois Highway Code, requires this contract to be awarded to the lowest responsive and responsible bidder. The award decision is subject to approval by the Department. In addition to all other responsibility factors, this contract or deliver and install proposal requires all bidders and all bidder's subcontractors to disclose participation in apprenticeship or training programs that are (1) approved by and registered with the United States Department of Labor's Bureau of Apprenticeship and Training, and (2) applicable to the work of the above indicated proposals or groups. Therefore, all bidders are required to complete the following certification:

1. Except as provided in paragraph 4 below, the undersigned bidder certifies that it is a participant, either as an individual or as part of a group program, in an approved apprenticeship or training program applicable to each type of work or craft that the bidder will perform with its own employees.
2. The undersigned bidder further certifies, for work to be performed by subcontract, that each of its subcontractors either (A) is, at the time of such bid, participating in an approved, applicable apprenticeship or training program; or (B) will, prior to commencement of performance of work pursuant to this contract, establish participation in an approved apprenticeship or training program applicable to the work of the subcontract.
3. The undersigned bidder, by inclusion in the list in the space below, certifies the official name of each program sponsor holding the Certificate of Registration for all of the types of work or crafts in which the bidder is a participant and that will be performed with the bidder's employees. Types of work or craft that will be subcontracted shall be included and listed as subcontract work. The list shall also indicate any type of work or craft job category for which there is no applicable apprenticeship or training program available.


Subwork: Concrete, Landscape, Underground, and Pavement Marking to be performed by union subcontractors and their local unions are to be program sponsors.

4. Except for any work identified above, if any bidder or subcontractor shall perform all or part of the work of the contract or deliver and install proposal solely by individual owners, partners or members and not by employees to whom the payment of prevailing rates of wages would be required, check the following box, and identify the owner/operator workforces and positions of ownership.

N/A

The requirements of this certification and disclosure are a material part of the contract, and the contractor shall require this certification provision to be included in all approved subcontracts. The bidder is responsible for making a complete report and shall make certain that each type of work or craft job category that will be utilized on the project is accounted for and listed. The Department at any time before or afterward may require the production of a copy of each applicable Certificate of Registration issued by the United States Department of Labor evidencing such participation by the contractor and any or all of its subcontractors. In order to fulfill the participation requirement, it shall not be necessary that any applicable program sponsor be currently taking or that it will take applications for apprenticeship, training or employment during the performance of the work of this contract or deliver and install proposal.

Bidder
 Brothers Asphalt Paving, Inc.
 Title
 President
 Address
 315 S. Stewart Avenue

Signature & Date
 4/21/23
 City
 Addison
 State
 IL
 Zip Code
 60101



Affidavit of Illinois Business Office

Local Public Agency	County	Street Name/Road Name	Section Number
Village of Lombard	DuPage	Various Streets	23-00166-00-RS

I, Natalia Colella of Addison, Illinois,
Name of Affiant City of Affiant State of Affiant

being first duly sworn upon oath, state as follows:

1. That I am the President of Brothers Asphalt Paving, Inc.
Officer or Position Bidder
2. That I have personal knowledge of the facts herein stated.
3. That, if selected under the proposal described above, Brothers Asphalt Paving, Inc., will maintain a business office in the
Bidder
 State of Illinois, which will be located in DuPage County, Illinois.
County
4. That this business office will serve as the primary place of employment for any persons employed in the construction contemplated by this proposal.
5. That this Affidavit is given as a requirement of state law as provided in Section 30-22(8) of the Illinois Procurement Code.

Signature & Date

4/21/23

Print Name of Affiant

Natalia Colella

Notary Public

State of IL

County DuPage

Signed (or subscribed or attested) before me on 04/21/23 by
(date)

Natalia Colella, authorized agent(s) of
(name/s of person/s)

Brothers Asphalt Paving, Inc.
Bidder

Notary Public Signature & Date 4/21/23

My commission expires 05/01/25



INVITATION FOR BIDS

RFB # 2023-101

BID DOCUMENTS AND SPECIFICATIONS

ASPHALT RESURFACING PROGRAM

FOR THE MUNICIPALITY OF:

LOMBARD



**VILLAGE OF LOMBARD PUBLIC WORKS
1051 S. HAMMERSCHMIDT AVENUE
LOMBARD, IL 60148
(630) 620-5740**

TABLE OF CONTENTS

	Page
Table of Contents	1
General Terms and Conditions	2
Project Special Provisions	4
Location of Project	4
Description of Project	4
Index for Supplemental Specifications and Recurring Special Provisions.....	19
Check Sheet for Recurring Special Provisions	20
Check Sheet for Local Roads and Streets Recurring Special Provisions	21
I.D.O.T. District 1 Special Provisions	27
BDE Special Provisions Check Sheet and Special Provisions	50
DuPage County Prevailing Wage Sheet	67
Village of Lombard Standard Details	74
I.D.O.T. Standard Details	87
Appendix A – Lombard Project Locations.....	101

1. INTENT

It is the intent of the Village of Lombard (“Lombard”) hereafter referred to as “Municipality”, to bid the 2023 Asphalt Resurfacing Program.

Work performed under this RFB, shall be in accordance with the provisions of the Illinois Prevailing Wage Act 820 ILCS 130/0.01 et seq. and Employment of Illinois Workers on Public Works Act (30 ILCS 570/).

2. BID PRICE

The Contractor shall provide pricing on the schedule of prices included in this Request for Bids (“RFB”) per the specifications identified herein. The Contractor shall offer pricing for all of the items included on the schedule of prices. The schedule of prices includes base bid items for which the Municipality is requesting unit prices.

Bidders shall maintain pricing for a minimum of ninety (90) days from opening date.

3. AWARD

The Contract award will be based on the Bid Total Costs amount proposed by the Contractor. Award shall be made to the lowest responsive and responsible bidder(s) who best meets the specifications including financial capacity to perform, experience and qualifications performing similar work and scheduling based upon the evaluation criteria specified herein.

No work shall be awarded to a Bidder that is in arrears or is in default to the Municipality for any debt or contract, or that has defaulted, as surety or otherwise, upon any obligation to the Municipality, or that has failed to perform satisfactorily any previous contract with, or work for, the Municipality.

4. TERM

The term of this Agreement shall be one (1) year from the date of award. Unit prices (including supplemental unit prices) shall be held constant for the term of this agreement.

Work in the Municipality shall begin in spring/summer 2023, pending approval by its corporate authority, and will complete these services by August 4, 2023. The completion date may be extended upon mutual written consent by the Municipality and the Contractor.

5. VOLUME/ESTIMATED QUANTITY

The volumes identified herein are estimated quantities. The Municipality does not guarantee any specific amount and shall not be held responsible for any deviation. This Contract shall cover the Municipality’s requirements whether more or less than the estimated amount.

The Municipality reserves the right to increase and/or decrease quantities, add or delete locations during the term of the Agreement, whatever is deemed to be in the best interest of the Municipality.

In the event the awarded Contractor (s) is unavailable, the Municipality reserves the right to use whatever contractor is available to minimize and/or mitigate damages to the Municipality.

6. ADDITIONAL INFORMATION

Should the Bidder require additional information about this bid, submit questions via email to: dixont@villageoflombard.org. Questions are requested prior to the Bid Opening and inquiries must be submitted **no later than 4:00 P.M. on APRIL 14, 2023.**

ANY and ALL changes to these specifications are valid only if they are included by written Addendum from the Village of Lombard to All Bidders. No interpretation of the meaning of the plans, specifications or other contract documents will be made orally. Failure of any Bidder to receive any such addendum or interpretation shall not relieve the Bidder from obligation under this bid as submitted. All addenda so issued shall become part of the bid documents. Failure to request an interpretation constitutes a waiver to later claim that ambiguities or misunderstandings caused a Bidder to improperly submit a bid.

The Village of Lombard recognizes that in some cases the information conveyed in this RFB may provide an insufficient basis for performing a complete analysis of the RFB requirements. Prospective bidders are, therefore, requested to make the best possible use of the information provided, without the expectation that the Village of Lombard will be able to answer every request for further information or that the schedule for receipt and evaluation of bids will be modified to accommodate such request.

7. CONTACT WITH VILLAGE PERSONNEL

All bidders are prohibited from making any contact with the Municipality's President, Trustees, or any other official or employee of the Municipality (collectively, "Municipal Personnel") with regard to the Project, other than in the manner and to the person(s) designated herein. The Lombard Village Manager reserves the right to disqualify any bidder found to have contacted Municipal Personnel in any manner with regard to the Project. Additionally, if the Lombard Village Manager determines that the contact with Municipal Personnel was in violation of any provision of 720 ILCS 5/33E, the matter will be turned over to the DuPage County State's Attorney for review and prosecution.

8. INVOICES AND PAYMENTS

The Contractor shall provide individual invoices for the services that it and all of its subcontractors undertake for a Municipality to that Municipality.

Invoices shall be delivered to:

Village of Lombard
Director of Public Works
1051 S. Hammerschmidt Avenue
Lombard, IL 60148

LOCATION OF PROJECT

The proposed work is officially known as “FY2023 Asphalt Resurfacing Program”. The work will be performed on various streets throughout the Village of Lombard.

DESCRIPTION OF PROJECT

The work consists of HMA Surface Removal, Leveling Binder, 2” HMA Surface Course, spot Concrete Curb & Gutter and Sidewalk Replacement with Detectable Warnings installed at intersections, Drainage Structure Adjustments, Class D Patching, Thermoplastic Pavement Markings and Parkway Restoration.

SECTION 100. GENERAL REQUIREMENTS AND COVENANTS

SECTION 101. DEFINITION OF TERMS

REV. 01/22

101.28 Plans. Add the following at the end of the last sentence in the Section: “, all of which are included in this specification manual as exhibits, inserts, or details.”

Add the following articles to this section:

101.56 Business Day. Any day Monday through Friday that the Village of Lombard, DuPage County, Illinois is open for business.

101.57 Village. The Village of Lombard, DuPage County, Illinois.

101.58 Village Representative. Subject to the authority of the Engineer, a person designated by the Engineer to act on behalf of the Underground Utility Division or the Operations Division with respect to adherence to Village standards and procedures as related to the Work.

101.59 Water and Sewer Specifications. The latest edition of “Standard Specifications for Water and Sewer Main Construction in Illinois,” 8th Edition 2020, is available from the Illinois Society of Professional Engineers (ISPE).

101.60 Notice to Proceed. Notice to proceed is defined as one of the following events, whichever occurs first:

- a) 10 days after the Contract has been signed by both parties;
- b) 45 days after award of the Contract by the Village Board of Trustees; or
- c) The day that construction materials or equipment are delivered to the job site.

SECTION 102. ADVERTISEMENT, BIDDING, AWARD & CONTRACT EXECUTION

REV. 01/22

102.01 Procedures to be in Accordance with Rules. Use Local Road and Street Recurring Special Provision Check Sheet #6 with the following edits:

Proposal Guaranty Replace the section with the following: All bid bonds shall be in IDOT format and in the amount of five percent (5%) of the bid amount. A certified check, cashier's check or money order is acceptable in lieu of a bid bond. The amount of the instrument must equal five percent (5%) of the bid amount. Any check or money order shall be made payable to the Village of Lombard. Proposal guarantee checks will be returned as soon as the Contract and Contract Bond of the successful low bidder have been properly executed and approved.

Award of Contract: Replace 45 days with 60 days, throughout the entire Section.

Requirement of Contract Bond

Delete and replace with the following: The successful Bidder shall furnish and pay for a satisfactory Performance Bond and satisfactory Labor and Material Payment Bonds, in the amount of one hundred percent (100%) of the Contract sum (collectively the "Bonds"). Said Bonds shall be in a form acceptable to the Village, shall be deposited with the Village at the time of execution of the Contract and shall provide that they shall not terminate on completion of the work, but shall be reduced to ten percent (10%) of the Contract sum upon final acceptance (refer to Section 109.08) of the work. The Bond shall remain in effect, in their reduced amount, during the guaranty and maintenance period, which period shall be in effect for one (1) year and shall commence from the date of the issuance of final payment. Execution of the Contract by the Village is contingent upon receipt of the Bonds and any required certificate(s) of insurance by the successful Bidder. Failure to furnish the required Bonds within the time specified may be cause for withdrawal of the award. The successful Bidder shall furnish the required Bonds and certificate(s) of insurance within ten (10) working days after the Village sends out written notification of the award of the Contract.

Examination of Plans, Specifications, Special Provisions, and Site of Work.

If an addendum is issued, all plan holders will receive an e-mail through Quest Construction Data Network (QuestCDN) with the link to the QuestCDN login page. QuestCDN will send the e-mail to the member who downloaded the plan set. Bidders shall provide written acknowledgment of receipt of each addendum issued with the bid submission. The information shall also be placed on file and be made available to the public per the Freedom of Information Act. No addenda shall be issued less than 5 business days prior to bid opening date.

SECTION 104. SCOPE OF WORK

REV. 01/22

104.01 Intent of the Contract. Add the following at the end of this Section: Any work not specified on the plans or herein which may be implied as being included in this Contract, of which the Engineer shall be the judge, shall be done by the Contractor without extra charge.

104.02 Alterations, Cancellations, Extensions and Deductions, and Extra Work. Delete paragraph four (4) and subparagraphs b and d of paragraph six (6).

104.07 Value Engineering Proposals. Delete this article in its entirety.

SECTION 105. CONTROL OF WORK

REV. 01/22

105.12 Inspection of Work. Add the following as a separate Paragraph as a second Paragraph from the end: Any failure by the Village to reject or condemn any work or material at the time of its construction or arrival at the worksite shall not be construed to mean an acceptance of the work.

Add the following articles to this section:

105.14 Periodic Inspections. Periodic inspections of the work will be made. The Contractor shall correct work to the satisfaction of the Engineer, which may be in satisfactory condition at the time of a periodic inspection but is found to be unsatisfactory at the time of final inspection.

105.15 Failure to Properly Notify the Village of Work Cancellations/Rescheduling. The Contractor shall reimburse the Village (pursuant to a setoff against any amounts due to the Contractor) for costs incurred by the Village for administration, engineering, inspection or supervision as a result of the Contractor canceling or rescheduling work without giving sufficient notice to the Resident Engineer. For purposes of this section, "sufficient notice" shall mean a notice given to the Resident Engineer at or before 2:30 P.M. on the weekday (Monday through Friday) immediately before the day on which the work in question is being cancelled or rescheduled, was to have taken place.

SECTION 106. CONTROL OF MATERIALS

REV. 01/22

106.02 Unacceptable Materials. Add the following as a separate, final Paragraph: The Village hereby reserves the right to approve or reject a proposed substitution for any article the Contractor wishes to furnish under the terms of the Contract. All proposed substitutions shall be submitted to the Engineer for review and approval prior to their delivery to the worksite.

SECTION 107. LEGAL REGULATIONS AND RESPONSIBILITY TO PUBLIC

REV 01/22

107.09 Public Convenience and Safety. Add the following to the list of legal holidays; Martin Luther King Day, the day after Thanksgiving and Christmas Eve.

Add the following before the third Paragraph: The Contractor shall plan their operations to ensure that no resident will be denied access to their driveway for more than a single twenty-one (21) day period. During this period the Contractor shall construct curb and gutter, pavement, sidewalk and driveway approaches. Should the Engineer determine that the Contractor will exceed this time constraint, the Engineer will order that temporary roads and/or approaches be installed at the Contractor's expense.

The Contractor shall notify the Village at least forty-eight (48) hours in advance of any water shutdown. The Village will determine the limits of the shutdown and determine which residences will be affected. The Village shall supply the Contractor with yellow and/or blue shut-off notice door tags. The yellow door tags are to be used in the event of a water main shut down. Blue door tags are to be used during the transfer of water services. The Contractor shall be responsible for distributing notice by taping the tags to the front door of the affected property a minimum of twenty-

four (24) hours in advance of the shutdown. (Example: If the contractor requests a Tuesday 8:30 AM shut down, all notices must be taped to the affected properties front door no later than Monday by 8:30 AM. Monday morning shut downs notice shall be in place by noon of the previous Friday). Village personnel shall operate all valves other than those installed but not yet accepted by the Village. The maximum time allowed for a water shutdown will be four (4) hours.

The Contractor is prohibited (with or without the permission of the property owner) from drawing water from any private property sources. If the Contractor wishes to utilize the Village water supply system he must secure an RPZ valve per section 107.18 of the standard specifications.

107.11 Insurance Requirements for Railroad-Highway Crossings. Replace the first Paragraph with the following: For railroad-highway grade separation work and selected at-grade crossings and any work under the Contract within fifty (50) feet of any railroad right-of-way, as indicated in the Contract proposal, the Contractor shall obtain Railroad’s Protective Liability and Property Damage Liability Insurance according to the requirements specified hereinafter.

107.15 Dirt on Pavement or Structures. Add the following at the end of this Section: If the pavement on or adjacent to the section under construction shall need cleaning because of the Contractor’s operation and the Contractor fails to clean the pavement to the satisfaction of the Engineer at any time during the duration of the Contract, the Engineer will notify the Contractor, at which time the Contractor will have until the end of day operations in which to perform the cleaning. If the Contractor fails to perform the required cleaning within this period of time, the Village shall contract the cleaning to be performed by whatever such method they feel necessary. At the time such work has been completed, the amount incurred by the Village for such work along with a \$500.00 per incident fine will be deducted from monies due, or that may become due, the Contractor.

107.16 Equipment on Pavement and Structures. Add the following at the end of this Section: In accordance with Village Code (Title 9, Chapter 97, Section 97.200) the Contractor must obtain a permit for the movement of any overweight or oversize vehicle within the jurisdiction of the Village. If any of the following limits are exceeded, a permit is required.

Maximum Gross Weight:	80,000 pounds
Maximum Gross Length:	
Tractor Trailer	65 feet
Truck Trailer	60 feet
Truck Tractor Combined with Semitrailer	65 feet
Maximum Gross Width:	8 feet 6 inches
Maximum Gross Height:	13 feet 6 inches
Maximum Single Axle Weight Limit	20,000 pounds
Maximum Axle Tandem Weight Limit	34,000 pounds

Such equipment owned and operated by a private contractor used in the construction of projects for the Village of Lombard requires a permit and is subject to normal permit fees and fines. The Village Code may be found at

<http://lombard.legistar.com/View.ashx?M=F&ID=8825587&GUID=7C80C5A3-0B44-4503-81B5-D389CABE0834>

The Contractor must be familiar with this Code, which is strictly enforced. Offenders will be subject to fine, arrest and prosecution.

The Lombard Police Department is using an online-based permitting system via the website, www.oxcartpermits.com. Contractors applying for an overweight/oversize permit will need to use the Oxcart permitting website and set up an account.

Visit <http://www.villageoflombard.org/296/Other-Permits> and <http://www.villageoflombard.org/DocumentCenter/View/159/Village-Truck-Routes-PDF?bidId> regarding enforcement and truck routes. If you have any questions regarding these permits, please contact Sergeant Joseph Menolascino of the Lombard Police Department at (630) 873-4497 or by email at MenolascinoJ@villageoflombard.org.

107.18 Use of Fire Hydrants. Add the following at the end of this Section: A Contractor who has a relatively stationary operation (underground utility installation/repair) may request to use fire hydrants within the project area. **Fire hydrant usage will only be allowed after the Contractor receives authorization from the Village.** The Village has the option of designating a hydrant(s) that the Contractor can utilize within the work zone or project area. Before drawing water from any fire hydrant, the Contractor shall rent a water meter and RPZ valve from the Village. The meter and RPZ valve must be connected to the fire hydrant while it is in use. **Meter rentals must be returned after 90 days.** Meter rentals may be renewed after 90 days; however, rental and usage fees at the time of renewal will be charged. Meter renewals will require a new deposit and a renewal fee. The Village will refund any balance from the daily rental fee incurred during the 90-day rental period.

Billing rates and fees are listed below.

Water Meter Rental Charges

5/8" or 3/4" Meter

Initial Administration Fee	\$40.00
Deposit	\$500.00
Meter Rental Fee (per day)	\$3.00
Maximum Rental Time	90 days
Renewal Fee	\$10.00

2" Meter

Initial Administration Fee	\$40.00
Deposit	\$2,000.00
Meter Rental Fee (per day)	\$5.00
Maximum Rental Time	90 days
Renewal Fee	\$10.00

The VILLAGE will not charge for water. However, all water usage must be metered. This applies to both stationary operations (by water meter/RPZ) and moving operations (by bulk station allocations). Unauthorized or improper use of the water system or neglecting to properly meter water use shall subject the offender(s) to arrest and prosecution.

Contractors wishing to rent a water meter should contact the Village Department of Public Works at (630) 620-5740. The Finance Department will deduct the water meter rental fee from the deposit. Note: The Village does have a limited supply of water meter/RPZ valves. In the event a meter is not available, the Contractor would need to utilize the bulk water alternative to conduct the work.

Landscaping contractors must utilize the bulk water station located within the Village Complex, just west of the Public Works Building. Terms and conditions are as follows: The Contractor will need to set-up an online account by utilizing the following web address:

<http://www.villageoflombard.org/451/Water-Fill-Station>. Allow a minimum of one business day for the request to be processed. Once the process is approved the Contractor will need to identify the vehicle(s), the driver(s), plate number(s) and the capacity of the vehicle(s), a driver(s), plate number(s) and the capacity of the vehicle(s). The Contractor will also need to establish a four-digit access number and a four-digit PIN (Personal Identification Number). Based on the amount of watering and supplemental watering calculated per the relevant articles of the contract document, the Contractor will be allotted a stipend amount of water to execute the work. In the event additional water is necessary, the Contractor shall contact the Engineer. The Engineer will review the usage and determine if and how much additional water will be dispensed at no charge to the Contractor.

Paving contractors must utilize the bulk water station located within the Village Complex, just west of the Public Works Building. Terms and conditions are as follows: At least one business week before paving, the Contractor shall inform the Engineer as to the amount of water that is projected to be necessary to perform the contracted work. The Contractor will need to set up an online account by utilizing the following web address: <http://www.villageoflombard.org/451/Water-Fill-Station>. Allow a minimum of one business day for the request to be processed. Once the request is approved the Contractor will need to identify the vehicle(s), the driver(s), plate number(s) and the capacity of the vehicle(s). The Contractor will also need to establish a four-digit access number and a four-digit PIN (Personal Identification Number). The Contractor shall be given an agreed stipend amount of water at no charge. Requests for additional water are subject to the review of the Engineer. The Engineer will review the usage and determine if and how much additional water will be dispensed at no charge to the Contractor.

For questions or clarifications about the registration process and/or usage of the fill station contact, Brian Jack, Utilities Superintendent, or Shaun Stillwell, Water/Sewer Supervisor at the Department of Public Works at (630) 620-5740

107.24 Forest Protection. Add the following at the end of this Section: In the case of excavation, the Contractor shall attend the showing of a videotape regarding tree protection during construction. The videotape will be shown at the Public Works Building. The approximate time required to view the videotape is one (1) hour. The videotape shall be viewed before any excavation begins. The Engineer will arrange a time suitable to all parties involved to view the videotape. This work will not be paid for separately, but shall be considered incidental to the Contract. The Contractor shall also protect parkway trees from damage by their operations. Failure to do so will result in the following deductions from monies owed to the Contractor:

DAMAGE TO PARKWAY TREES CAUSING REMOVAL (PAYMENT): Any person that damages a parkway tree so severely that the tree dies or requires removal shall compensate the Village for the loss of the parkway tree. The amount paid shall be based on the following schedule:

1. If the damaged parkway tree is up to 6 in. in diameter (measured at 6 in. above ground level), the amount paid shall be determined by using the "Replacement Cost Method" of evaluating trees found in the most current edition of the *Council of Tree and Landscape Appraisers Guide (CTLA) for Plant Appraisal*.
2. For parkway trees larger than a 6 in. trunk diameter, (measured at 54 in. above grade) the amount paid shall be determined by using the "Trunk Formula Method" of evaluating trees found in the most current edition of the above-referenced *CTLA's Guide*.
3. Added to the costs established under the above provisions shall be the cost of the removal of the parkway tree.

DAMAGE TO PARKWAY TREES NOT CAUSING REMOVAL (PAYMENT): Any person that causes injury to a parkway tree shall compensate the Village for the injury to the parkway tree. Such injuries include, but are not limited to, the following: damage to the tree trunk, broken branches, and the storing of construction materials within the drip-line of the tree. The amount paid shall be the actual cost to repair the damage.

The Forestry Division using the most current edition of the above-referenced CTLA's Guide shall determine the appraised value or the partial loss in the tree value.

The following is a SAMPLE of both methods of evaluating parkway trees:

REPLACEMENT COST METHOD (TREES UP TO 6" DIAMETER):

2" AUTUMN BLAZE FREEMAN MAPLE	\$ 445.00
2" HORSECHESTNUT	\$ 475.00
2" SWAMP WHITE OAK	\$ 485.00
2" RED OAK	\$ 485.00
2" HEDGE MAPLE	\$ 390.00
2" IVORY SILK JAPANESE TREE-LILAC	\$ 395.00

TRUNK FORMULA METHOD (TREES OVER 6" DIAMETER):

10" HONEY LOCUST	\$ 1,725.00
15" LITTLE-LEAF LINDEN	\$ 3,550.00
18" SUGAR MAPLE	\$ 5,460.00
19" RED MAPLE	\$ 4,950.00
30" SILVER MAPLE	\$ 9,200.00
32" HONEY LOCUST	\$15,800.00

107.26 Indemnification. In place of the first paragraph of Article 107.26 insert the following: The Contractor shall indemnify, defend and save harmless the Village, its officers, agents, employees, representatives and assigns, from lawsuits, actions, costs (including attorneys' fees), claims or liabilities of any character, including, as allowed by law, liabilities incurred due to joint negligence of the Village and the Contractor, brought because of any injuries or damages received or sustained by any person, persons, or property on account of any act or omission, neglect or misconduct of said Contractor, its officers, agents and/or employees arising out of, or in performance of any of the provisions of the Contract, including any claims or amounts recovered for any infringements of patent, trademark or copyright; or from any claims or amounts arising or recovered under the "Worker's Compensation Act" or any other law, ordinance, order or decree. In connection with any such claims, lawsuits, actions or liabilities, the Village, its officers, agents, employees, representatives and their assigns shall have the right to defense counsel of their choice. The Contractor shall be solely liable for all costs of such defense and for all expenses, fees, judgments, settlements and all other costs arising out of such claims, lawsuits, actions or liabilities.

107.27 Insurance. In place of the first sentence of the third paragraph of Article 107.27 insert the following: The Contractor shall furnish to the Village satisfactory proof of coverage of the above insurance requirements, by a reliable company or companies, before commencing any work. Such proof shall consist of certificates executed by the respective insurance companies and filed with the Village. Said certificates shall contain a clause to the effect that, for the duration of the Contract, the insurance policy shall not be canceled, expired or changed as to the amount of coverage without written notification thirty (30) days in advance to the Village. **In addition, said certificates shall list the Village and its officers, agents and employees as additional insureds on all required insurance policies and shall provide that all insurance policies provided by the contractor shall be primary to any insurance policies maintained by the Village.**

In addition to the language set forth in Article 107.27, add the following at the end of this Section:

The Contractor shall require subcontractors, if any, not protected under the Contractor's policies, to secure and maintain insurance of the same nature in amounts, and under the same terms, as required of the Contractor. Proof of said insurance shall be furnished to the Village.

107.28 Contractor Safety Responsibility. Add the following at the end of this Section: The Contractor shall read and comply with all applicable Occupational Safety and Health Act (OSHA) standards. Equipment supplied to the Village must comply with all requirements and standards as specified by the OSHA. Items not meeting any OSHA specifications will be refused.

107.30 Contractor's Responsibility for Work. Add the following as a separate Paragraph after the existing first Paragraph: The Contractor is required to maintain all work including but not limited to; roadway, driveway, sidewalk, lighting, traffic signals, landscaping, water and sewer mains and structures until final acceptance by the Engineer. The Engineer will determine what constitutes acceptable maintenance. **Any defaced work shall be corrected or replaced by the Contractor at its sole expense prior to final payment. The Village will cooperate with the Contractor to minimize vandalism, but the Contractor is ultimately responsible for any damages.** After new water service lines have been installed, the Contractor shall be responsible for locating said service lines for the duration of the project. The Village will not locate service lines placed by the Contractor for the duration of the project. The Contractor, at its own expense, shall repair any damage to any service line installed under the contract which was damaged as a result of the Contractor's failure to properly locate the service lines to the satisfaction of the Engineer.

107.35 Construction Noise Restrictions. Delete sentence one of paragraph two and replace it with the following: Confined periods shall be: 7:00 A.M. to 6:00 P.M. weekdays, 7:00 A.M. to 4:00 P.M. Saturdays and no work on Sundays or Legal Holidays (per section 107.09). Work outside these periods must have the prior, written permission of the Village Engineer or Assistant Director of Public Works. Muffling devices shall comply with the Village of Lombard Code of Ordinances.

107.36 Dust Control. Delete paragraphs 3, 4 and 5 and add the following: Dust shall be controlled by the uniform application of sprinkled water and shall be applied only when directed and in a manner approved by the Engineer. All equipment used for this work shall meet with the Engineer's approval and shall be equipped with adequate measuring devices for determining the exact amount of water discharged.

The contractor must utilize the bulk water station located within the Village Complex, just west of the Public Works Building. Terms and conditions are as follows; at the onset of the contract, the Contractor shall inform the Engineer as to the amount of water that is projected to be necessary to perform the contracted work. The Contractor will need to set up an online account by utilizing the following web address: <http://www.villageoflombard.org/451/Water-Fill-Station> Allow a minimum of one business day for the request to be processed. Once the request is approved the Contractor will need to identify the vehicle(s), a driver (s), plate number(s), and the capacity of the vehicle. The Contractor will also need to establish a four-digit access number and a four-digit PIN (Personal Identification Number). The Contractor shall be given an agreed stipend amount of water at no charge. Requests for additional water are subject to the review of the Engineer. The Engineer will review the usage and determine **if** and how much additional water will be dispensed at no charge to the Contractor.

Method of Measurement. This work will be measured in units of gallons of water applied. One unit is equivalent to 1,000 gallons of water applied.

Basis of Payment. This work will be paid for at the contract unit price per unit for DUST CONTROL WATERING, which price shall include all labor, water and equipment for controlling dust as herein specified.

107.43 Taxes. The Village is exempt, by law, from paying the following taxes: Federal Excise Tax, Illinois Retailer's Occupation Tax, Use Tax and Municipal Retailers' Occupation Tax and Service Occupation Tax on materials and services purchased by the Village. A copy of the Village tax-exempt letter will be provided to the successful Bidder upon request.

107.44 Non-Discrimination. The Contractor shall, as a party to a Contract:

1. Refrain from unlawful discrimination in employment and take all necessary actions to assure equality of employment opportunity,
2. By submission of this proposal, the Contractor certifies that it is an "equal opportunity employer" as defined by Section 2000 (e) of Chapter 21, Title 42, U.S. Code Annotated and Executive Orders #11246 and #11375 (42 U.S.C., Section 2000 (e)); Exec. Order No. 11246, 30 F.R. 12319 (1965); Exec. Order No. 11375, 32 F.R. 14303 (1967) which are incorporated herein by reference. The Equal Opportunity Clause, Section 6.1 of the Rules and Regulations of the Department of Human Rights of the State of Illinois, is a material part of any contract awarded on the based on this proposal.

It is unlawful to discriminate on the basis of race, color, sex, national origin, religion, ancestry, age, marital status, physical or mental handicap, military service sexual orientation or unfavorable discharge for military service. The Bidder shall comply with standards set forth in Title VII of the Civil Rights Act of 1964, 42 U.S.C. S 2000 et seq. and the Human Rights Act of the State of Illinois (775 ILCS 5/1 – 101 et seq.).

107.45 Venue. The parties hereto agree that for purposes of any lawsuit(s) between them concerning the Contract, its enforcement, or the subject matter thereof, venue shall be in DuPage County, Illinois, and the laws of the State of Illinois shall govern the cause of action.

107.46 Warranty. The Contractor warrants to the Village that materials and equipment furnished under the Contract will be of good quality and new and that the work will be free from defects in material and workmanship for one (1) year from the date of issuance of the final payment by the Village and any deficiencies shall be corrected by the Contractor under this warranty immediately upon notification from the Village.

SECTION 109. MEASUREMENT AND PAYMENT

REV. 01/22

109.03 Increased or Decreased Quantities. From the first sentence, delete the following; "except as otherwise provided in Article 104.02".

109.07 Partial Payments and Retainage. Delete paragraph 1 under subsection (a) and replace it with the following: The Engineer shall submit a partial payment estimate not more than once each month. Payment is predicated on approval of the Contractor's affidavit and partial waiver(s) of lien. Subsequent pay estimates will not be processed until partial waivers have been received and

approved for all previous pay estimates. Retainage will not be deposited under any trust agreement. The Contractor will have the option to receive payment by check through the U.S. mail or payment via Electronic Funds Transfer (EFT). EFT payments will be made on Friday's (excluding bank holidays). If a bank holiday falls on a Friday, the EFT payment will be dated on the last working day before the holiday. **NO OTHER PAYMENT OPTIONS SHALL BE ALLOWED**

109.08 Acceptance and Final Payment. Add the following to the end of this Section: As a condition of final payment, all final waivers from all subcontractors and suppliers (*including copies of final waivers previously submitted for prior partial payments*), must accompany the Final Waiver and release of payment to the Contractor. Notwithstanding the foregoing, any payment, final or otherwise, shall not release the Contractor or his sureties from any obligations under the Contract or the Bonds (as defined in Section 102.11).

109.09 Contract Claims. References to "Court of Claims" are revised to read "Court".

109.10 Contractor Record Retention. Delete the first sentence and replace it with the following. The Contractor and all subcontractors shall maintain books and records relating to the performance of the contract or subcontract and necessary to support amounts charged to the Village under the contract including all subcontracts. The books and records shall be maintained by the Contractor for a minimum of three years from the date of the issuance of final payment. Books and records shall be maintained by subcontractors for a minimum of three years from the date of final payment. However, the three years shall be extended for the duration of any audit in progress at the time of that period's expiration. All book and records required to be maintained by the Contractor and subcontractor(s) shall be available for review and audit by the Village, the State, and any participating Federal agency if State or Federal funding is used for the Contract.

SECTION 211 TOPSOIL

REV. 01/22

This work shall be performed in accordance with Sections 211 of the Standard Specifications with the following alterations.

211.01 Description. Delete the words "or compost."

211.02 Materials. Add "Only 'pulverized' top soil shall be used." Delete subsection (b).

211.04 Placing Topsoil. Delete paragraph two.

211.05 Finishing delete the words "or compost/topsoil blend" from sentence one.

211.07 Method of Measurement. In subparagraph (b), paragraph two delete the words "and compost furnish and place "

211.08 Basis of Payment. Delete the words "and per square yard (square meter) for COMPOST FURNISH AND PLACE, of the thickness specified.

SECTION 250 SEEDING

REV 01/22

This work shall be performed in accordance with Section 250 of the Standard Specifications with the following alterations.

250.09 Method of Measurement. Delete paragraph 2 and replace with:

(b) Measured Quantities. Seeding of the class specified will be measured in square yards (square meters) of surface area seeded.

250.10 Basis of Payment. Replace "acre (hectare)" in the first paragraph with, "square yards (square meters)".

SECTION 402 AGGREGATE SURFACE COURSE

REV. 01/22

402.10 For Temporary Access. Add the following: During construction, the Contractor shall provide access at all times for emergency vehicles, school buses, and all abutting properties. Aggregate for temporary access of roads and driveway aprons shall be removed and/or reused at the direction of the Engineer. Aggregate surface shall be constructed in accordance with the of Section 402.07 of the Standard Specifications excepting that the aggregate shall meet CA-6 gradation, and that the equipment required for the work will be as directed by the Engineer. Maintenance shall consist of placing and compacting additional aggregate of the same type and gradation as the surface aggregate.

402.13 Basis of Payment. Add the following to paragraph two. Which price shall include furnishing, transporting, placing, maintaining, and removing, reusing or disposing of the aggregate as herein specified and as directed by the Engineer. Payment for aggregate will be made for its initial use only, regardless of the number of times it may be moved.

SECTION 406. HOT-MIX ASPHALT BINDER AND SURFACE COURSE

REV. 01/22

This work shall be performed in accordance with Section 406 of the Standard Specifications with the following alterations.

406.02 Materials.

Replace the table under Note 1 with the following;

Type of Construction	Bituminous Materials
Tack Coat on HMA Bases	Non-Tracking only
Tack Coat on Brick or Concrete	Non-Tracking only
Prime Coat on Aggregate Bases	Non-Tracking only

SECTION 423 PORTLAND CEMENT CONCRETE DRIVEWAY PAVEMENT

REV. 01/22

This work shall be performed in accordance with Section 423 and 351 of the Standard Specifications with the following alterations.

423.01 Description. Add the following: Driveways shall consist of a minimum of 6 in. for residential and 8 in. for commercial driveways, Class PV concrete (6.1 bags of cement) with an air entrainment of 6-8% at a maximum slump of 4 inches, placed on 2 in. of Aggregate Base Course, Type B.

423.05 Forms. Delete sentence one and replace with the following: Side forms shall be of lumber of not less than 6 in for residential driveways and not less than 8 in for commercial driveways or of steel of equal rigidity.

423.10 Method of Measurement. Add the following: All required excavation and saw cutting shall be included and shall not be paid for separately.

423.11 Basis of Payment. This work will be paid for at the contract unit price per square yard (square meter) for PORTLAND CEMENT CONCRETE DRIVEWAY PAVEMENT, SPECIAL of the thickness specified, which price shall include all required materials (including base course), labor and equipment necessary to complete the work as specified herein.

SECTION 424. PORTLAND CEMENT CONCRETE SIDEWALK

REV. 01/22

This work shall be performed in accordance with Section 424 and 311 of the Standard Specifications with the following alterations.

424.04 Subgrade Preparation. Sidewalks shall be placed on a minimum of 2 in. of subbase granular material, Type B.

424.06 Placing and Finishing. Add the following: At driveway apron locations, the depth of concrete shall be increased to 6 in for residential drives and 8 in for commercial drives. After the installation of the detectable warning surface, finishing will include edging around detectable warning surface. The surface shall be free of any debris, concrete and sealant and shall be cleaned according to the manufacturer's recommendations.

424.07 Expansion Joints. In subsection (b), Change "100 ft (30 m)" to "50 ft (15 m)".

424.09 Detectable Warnings: Add the following.

Materials:

PLASTIC

Detectable warning shall be a prefabricated system. The size of the detectable warning pads shall consist of one (1) 24" x 60" warning pad. The color of the detectable warning surface shall be Brick Red, or approved substitution. Approved products are listed below. Approved products are subject to change during the duration of the contract.

Access Tile, Inc.
241 Main Street
Suite 100
Buffalo, NY 14203
Phone: (888) 679-4022
sales@accessproducts.com
www.accesstile.com

ADA Solutions, Inc.
323 Andover Street,
Suite 3
Wilmington, MA 01887
Phone: (800) 372-0519
www.adatale.com

TufTile, Inc.
905 Telser Rd.
Lake Zurich, IL 60047
Phone: (888) 960-8897
www.tuftile.com

Local Distributor:
Welch Bros., Inc.
9N325 Rt. 25
Bartlett, IL 60103
Phone: (847) 741-6134
www.welchbrothers.com

Local Distributor:
McCann Industries, Inc.
543 S. Rohlwing Road
Addison, IL 60101
Phone: (630) 627-0000
www.mccannonline.com

Local Distributor:
TufTile, Inc.
905 Telser Rd
Lake Zurich, IL 60047
Phone: (888) 960-8897
www.tuftile.com
sales@tuftile.com

Local Representative:
Tom Carroll
Phone: (630) 689-7574
tomc@engplastics.com

Local Representative
Keith O'Grady
Phone: (847) 307-3091
keith@tuftile.com

424.12 Method of Measurement. Add the following: Ramps where more than one detectable warning panel will be used to meet the ADA and ADAAG standards will be measured as constructed in-place.

424.13 Basis of Payment. Replace paragraph one with the following: This work will be paid for at the contract unit price per square foot for PORTLAND CEMENT CONCRETE SIDEWALK, SPECIAL, which price shall include all required expansion joints, finishing, variable height edge treatment at sidewalk ramps, additional thickness at driveway aprons, and compacted sub base granular material.

Replace paragraph two with the following: Detectable warnings will be paid for at the contract unit price per square foot for DETECTABLE WARNINGS of the type specified.

Add the following to the beginning of paragraph three: Where existing sidewalk is to be replaced, all removal and excavation will be paid for as SIDEWALK REMOVAL. Where new sidewalk is to be placed, excavation will be paid for as EARTH EXCAVATION.

**SECTION 602. CATCH BASIN, MANHOLE, INLET, DRAINAGE STRUCTURE AND VALVE
VAULT CONSTRUCTION, ADJUSTMENT, AND RECONSTRUCTION**

REV. 01/22

This work shall be performed in accordance with Section 602 of the Standard Specifications with the following alterations.

602.02 Materials. Add the following:

Revise Note 1 A maximum of 3 HDPE plastic adjusting rings may only be used in landscaped areas to adjust the frames and grates of drainage and utility structures up to a maximum of 6 in. (150 mm). They shall be installed and sealed underneath the frames according to the manufacturer's specification.

Revise Note 2 A maximum of 3 riser rings fabricated from recycled rubber may be used to adjust the frames and grates of drainage and utility structures up to a maximum of 12 in. (305 mm). They shall be installed and sealed underneath the frames according to the manufacturer's specifications.

Revise Note 4 A maximum of 3 high density expanded polystyrene adjusting rings with polyurea coating shall meet the design load requirements of AASHTO HS20/25. The rings may be used to adjust the frames and grates of drainage and utility structures up to a maximum of 12 in. (305 mm). They shall be installed and sealed underneath the frames according to the manufacturer's specifications.

Revise Note 5. A maximum of 3 riser rings fabricated from EPP may be used to adjust the frames and grates of drainage and utility structures up to a maximum of 12 in. (305 mm). An adhesive meeting ASTM C 920, Type S, Grade N5, Class 25 shall be used with EPP adjustment rings. The top ring of the adjustment stack shall be a finish ring with grooves on the lower surface and flat upper surface. The joints between all manhole adjustment rings and the frame and cover shall be sealed using the approved adhesive. In lieu of the use of an adhesive, an internal or external mechanical frame-chimney seal may be used for watertight installation. EPP adjustment rings shall not be used with heat shrinkable infiltration barriers.

Add the following Note 8: No concrete ring less than two (2) inches thick will be permitted. Any use of shims, regardless of the material, is strictly prohibited.

Add the following Note 9: In landscaped areas concrete adjusting rings shall be mortared on the outside around joints to prevent infiltration. In non-landscaped areas mortaring on the outside of the adjusting rings shall not be required. Non-preformed mastic shall be used between frame, rings, top of cone or flat top in all incidents.

602.03 Classification . Add the following for structures shown to be reconstructed or adjusted, the existing joints shall be cleaned of all loose mortar. All of the joints shall be dressed up with hydraulic cement to the approval of the Engineer or Village Representative.

602.05 Delete the entire section.

602.06 Delete the entire section.

602.07 Precast Reinforced Concrete Sections. Delete the second sentence and replace with "The units shall be sealed using mastic joint sealer." Add the following: All precast manhole bottoms shall have the inverts (benches) formed in them either during fabrication or after installation, utilizing Class SI concrete. Add the following: All new structures shall be mortared on the inside and outside with hydraulic cement at all structure joints between barrel, cone, and flat top sections.

602.08 Steps. Delete the first sentence and replace with "Steps, when required, shall be plastic coated reinforcing bar of the dimensions indicated on the VILLAGE's standard detail."

602.11 Furnishing and Placing Casting

Add the following to subsection (a): All new manhole frames and lids shall be Neenah R-1772 or East Jordan 1022. All lids will be self sealing. The word "SANITARY", "STORM" or "WATER" cast on all lids as appropriate. Storm sewer manhole lids shall have factory installed o-ring gaskets.

Modify the following in subsection (c): In sentence 3 of paragraph 2, delete "or a HMA surface or binder course material". Modify sentence 4 of paragraph 2 to read: "Class SI concrete shall be cured for a period of 72 hours". Delete sentence 5 of paragraph 2 in its entirety.

Add subsection (d) as follows: When structures do not fall within pavement or are not placed per (b) or (c) above, an external chimney seal which fully encompasses the rings and castings shall be installed. When directed by the Engineer, the Contractor shall install a concrete collar behind any curb box that is found to be susceptible to inflow and infiltration.

602.13 Inlet and Outlet Pipes. Add the following: All manholes designated for sanitary sewers and valve vaults shall have resilient pipe connectors (rubber boots) for each pipe entering or leaving the manhole per VILLAGE Details Sanitary 1 and Water 4 . All new structures without boots shall have inlet and outlet pipes sealed with hydraulic cement both on the inside and outside of the structure to eliminate infiltration.

For structures shown to be reconstructed, all loose brick and mortar around inlet and outlet pipes shall be removed. New concrete bricks and hydraulic cement shall be used to seal the space around the inlet and outlet pipes to the satisfaction of the Engineer or Village Representative.

602.16 Basis of Payment. Replace the second paragraph with the following: When adjustment or reconstruction is specified and existing frames, grates and lids are to be used, this work will be paid for at the contract unit price each for DRAINAGE & UTILITY STRUCTURES TO BE ADJUSTED or DRAINAGE & UTILITY STRUCTURES TO BE RECONSTRUCTED which price shall include resetting the frame with grate or lid, and excavation and backfill, except for excavation in rock per Article 202.04.

INDEX
FOR
SUPPLEMENTAL SPECIFICATIONS
AND RECURRING SPECIAL PROVISIONS

Adopted January 1, 2023

This index contains a listing of SUPPLEMENTAL SPECIFICATIONS, frequently used RECURRING SPECIAL PROVISIONS, and LOCAL ROADS AND STREETS RECURRING SPECIAL PROVISIONS.

ERRATA Standard Specifications for Road and Bridge Construction
(Adopted 1-1-22) (Revised 1-1-23)

SUPPLEMENTAL SPECIFICATIONS

<u>Std. Spec. Sec.</u>		<u>Page No.</u>
202	Earth and Rock Excavation	1
204	Borrow and Furnished Excavation.....	2
207	Porous Granular Embankment	3
211	Topsoil and Compost	4
407	Hot-Mix Asphalt Pavement (Full-Depth)	5
420	Portland Cement Concrete Pavement	6
502	Excavation for Structures	7
509	Metal Railings	8
540	Box Culverts	9
542	Pipe Culverts	29
586	Granular Backfill for Structures	34
644	High Tension Cable Median Barrier	35
782	Reflectors	36
801	Electrical Requirements	38
821	Roadway Luminaires	40
1003	Fine Aggregates	41
1004	Coarse Aggregates	42
1020	Portland Cement Concrete	43
1030	Hot-Mix Asphalt	44
1067	Luminaire	45
1097	Reflectors	52

RECURRING SPECIAL PROVISIONS

The following RECURRING SPECIAL PROVISIONS indicated by an "X" are applicable to this contract and are included by reference:

<u>CHECK SHEET #</u>		<u>PAGE NO.</u>
1	Additional State Requirements for Federal-Aid Construction Contracts	53
2	Subletting of Contracts (Federal-Aid Contracts)	56
3	EEO	57
4	Specific EEO Responsibilities Non Federal-Aid Contracts	67
5	Required Provisions - State Contracts	72
6	Asbestos Bearing Pad Removal	78
7	Asbestos Waterproofing Membrane and Asbestos HMA Surface Removal	79
8	Temporary Stream Crossings and In-Stream Work Pads	80
9	Construction Layout Stakes	81
10	Use of Geotextile Fabric for Railroad Crossing	84
11	Subsealing of Concrete Pavements	86
12	Hot-Mix Asphalt Surface Correction	90
13	Pavement and Shoulder Resurfacing	92
14	Patching with Hot-Mix Asphalt Overlay Removal	93
15	Polymer Concrete	95
16	Reserved	97
17	Bicycle Racks	98
18	Temporary Portable Bridge Traffic Signals	100
19	Nighttime Inspection of Roadway Lighting	102
20	English Substitution of Metric Bolts	103
21	Calcium Chloride Accelerator for Portland Cement Concrete	104
22	Quality Control of Concrete Mixtures at the Plant	105
23	Quality Control/Quality Assurance of Concrete Mixtures	113
24	Reserved	129
25	Reserved	130
26	Temporary Raised Pavement Markers	131
27	Restoring Bridge Approach Pavements Using High-Density Foam	132
28	Portland Cement Concrete Inlay or Overlay	135
29	Portland Cement Concrete Partial Depth Hot-Mix Asphalt Patching	139
30	Longitudinal Joint and Crack Patching	142
31	Concrete Mix Design – Department Provided	144
32	Station Numbers in Pavements or Overlays	145

LOCAL ROADS AND STREETS RECURRING SPECIAL PROVISIONS

Table of Contents

<u>CHECK SHEET #</u>		<u>PAGE NO.</u>
LRS1	Reserved	147
LRS2	Furnished Excavation	148
LRS3	Work Zone Traffic Control Surveillance	149
LRS4	Flaggers in Work Zones	150
LRS5	Contract Claims	151
LRS6	Bidding Requirements and Conditions for Contract Proposals	152
LRS7	Bidding Requirements and Conditions for Material Proposals	158
LRS8	Reserved	164
LRS9	Bituminous Surface Treatments	165
LRS10	Reserved	169
LRS11	Employment Practices	170
LRS12	Wages of Employees on Public Works	172
LRS13	Selection of Labor	174
LRS14	Paving Brick and Concrete Paver Pavements and Sidewalks	175
LRS15	Partial Payments	178
LRS16	Protests on Local Lettings	179
LRS17	Substance Abuse Prevention Program	180
LRS18	Multigrade Cold Mix Asphalt	181
LRS19	Reflective Crack Control Treatment	182



Local Public Agency

County

Section Number

Village of Lombard

DuPage

23-00166-00-RS

Check this box for lettings prior to 01/01/2023.

The Following Recurring Special Provisions Indicated By An "X" Are Applicable To This Contract And Are Included By Reference:

Recurring Special Provisions

<u>Check Sheet #</u>		<u>Page No.</u>
1	<input type="checkbox"/> Additional State Requirements for Federal-Aid Construction Contracts	53
2	<input type="checkbox"/> Subletting of Contracts (Federal-Aid Contracts)	56
3	<input type="checkbox"/> EEO	57
4	<input type="checkbox"/> Specific EEO Responsibilities Non Federal-Aid Contracts	67
5	<input type="checkbox"/> Required Provisions - State Contracts	72
6	<input type="checkbox"/> Asbestos Bearing Pad Removal	78
7	<input type="checkbox"/> Asbestos Waterproofing Membrane and Asbestos HMA Surface Removal	79
8	<input type="checkbox"/> Temporary Stream Crossings and In-Stream Work Pads	80
9	<input type="checkbox"/> Construction Layout Stakes	81
10	<input type="checkbox"/> Use of Geotextile Fabric for Railroad Crossing	84
11	<input type="checkbox"/> Subsealing of Concrete Pavements	86
12	<input type="checkbox"/> Hot-Mix Asphalt Surface Correction	90
13	<input type="checkbox"/> Pavement and Shoulder Resurfacing	92
14	<input type="checkbox"/> Patching with Hot-Mix Asphalt Overlay Removal	93
15	<input type="checkbox"/> Polymer Concrete	95
16	<input type="checkbox"/> Reserved	97
17	<input type="checkbox"/> Bicycle Racks	98
18	<input type="checkbox"/> Temporary Portable Bridge Traffic Signals	100
19	<input type="checkbox"/> Nighttime Inspection of Roadway Lighting	102
20	<input type="checkbox"/> English Substitution of Metric Bolts	103
21	<input type="checkbox"/> Calcium Chloride Accelerator for Portland Cement Concrete	104
22	<input type="checkbox"/> Quality Control of Concrete Mixtures at the Plant	105
23	<input checked="" type="checkbox"/> Quality Control/Quality Assurance of Concrete Mixtures	113
24	<input type="checkbox"/> Reserved	129
25	<input type="checkbox"/> Reserved	130
26	<input type="checkbox"/> Temporary Raised Pavement Markers	131
27	<input type="checkbox"/> Restoring Bridge Approach Pavements Using High-Density Foam	132
28	<input type="checkbox"/> Portland Cement Concrete Inlay or Overlay	135
29	<input type="checkbox"/> Portland Cement Concrete Partial Depth Hot-Mix Asphalt Patching	139
30	<input type="checkbox"/> Longitudinal Joint and Crack Patching	142
31	<input type="checkbox"/> Concrete Mix Design - Department Provided	144
32	<input type="checkbox"/> Station Numbers in Pavements or Overlays	145

Village of Lombard

DuPage

23-00166-00-RS

The Following Local Roads And Streets Recurring Special Provisions Indicated By An "X" Are Applicable To This Contract And Are Included By Reference:

Local Roads And Streets Recurring Special Provisions

<u>Check Sheet #</u>		<u>Page No.</u>
LRS 1	Reserved	147
LRS 2	<input type="checkbox"/> Furnished Excavation	148
LRS 3	<input checked="" type="checkbox"/> Work Zone Traffic Control Surveillance	149
LRS 4	<input checked="" type="checkbox"/> Flaggers in Work Zones	150
LRS 5	<input checked="" type="checkbox"/> Contract Claims	151
LRS 6	<input checked="" type="checkbox"/> Bidding Requirements and Conditions for Contract Proposals	152
LRS 7	<input type="checkbox"/> Bidding Requirements and Conditions for Material Proposals	158
LRS 8	Reserved	164
LRS 9	<input type="checkbox"/> Bituminous Surface Treatments	165
LRS 10	Reserved	169
LRS 11	<input checked="" type="checkbox"/> Employment Practices	170
LRS 12	<input checked="" type="checkbox"/> Wages of Employees on Public Works	172
LRS 13	<input checked="" type="checkbox"/> Selection of Labor	174
LRS 14	<input type="checkbox"/> Paving Brick and Concrete Paver Pavements and Sidewalks	175
LRS 15	<input checked="" type="checkbox"/> Partial Payments	178
LRS 16	<input type="checkbox"/> Protests on Local Lettings	179
LRS 17	<input checked="" type="checkbox"/> Substance Abuse Prevention Program	180
LRS 18	<input type="checkbox"/> Multigrade Cold Mix Asphalt	181
LRS 19	<input type="checkbox"/> Reflective Crack Control Treatment	182

State of Illinois
DEPARTMENT OF TRANSPORTATION
Bureau of Local Roads & Streets
SPECIAL PROVISION
FOR
LOCAL QUALITY ASSURANCE/ QUALITY MANAGEMENT QC/QA
Effective: January 1, 2022

Replace the first five paragraphs of Article 1030.06 of the Standard Specifications with the following:

“1030.06 Quality Management Program. The Quality Management Program (QMP) will be Quality Control / Quality Assurance (QC/QA) according to the following.”

Delete Article 1030.06(d)(1) of the Standard Specifications.

Revise Article 1030.09(g)(3) of the Standard Specifications to read:

“(3) If core testing is the density verification method, the Contractor shall provide personnel and equipment to collect density verification cores for the Engineer. Core locations will be determined by the Engineer following the document “Hot-Mix Asphalt QC/QA Procedure for Determining Random Density Locations” at density verification intervals defined in Article 1030.09(b). After the Engineer identifies a density verification location and prior to opening to traffic, the Contractor shall cut a 4 in. (100 mm) diameter core. With the approval of the Engineer, the cores may be cut at a later time.”

Revise Article 1030.09(h)(2) of the Standard Specifications to read:

“(2) After final rolling and prior to paving subsequent lifts, the Engineer will identify the random density verification test locations. Cores or nuclear density gauge testing will be used for density verification. The method used for density verification will be as selected below.

Density Verification Method	
<input type="checkbox"/>	Cores
<input checked="" type="checkbox"/>	Nuclear Density Gauge (Correlated when paving \geq 3,000 tons per mixture)

Density verification test locations will be determined according to the document “Hot-Mix Asphalt QC/QA Procedure for Determining Random Density Locations”. The density testing interval for paving wider than or equal to 3 ft (1 m) will be 0.5 miles (800 m) for lift thicknesses of 3 in. (75 mm) or less and 0.2 miles (320 m) for lift thicknesses greater than 3 in. (75 mm). The density testing interval for paving less than 3 ft (1 m) wide will be 1 mile (1,600 m). If a day’s paving will be less than the prescribed density testing interval, the length of the day’s paving will be the interval for that day. The density testing interval for mixtures used for patching will be 50 patches with a minimum of one test per mixture per project.

If core testing is the density verification method, the Engineer will witness the Contractor coring, and secure and take possession of all density samples at the

density verification locations. The Engineer will test the cores collected by the Contractor for density according to Illinois Modified AASHTO T 166 or AASHTO T 275.

If nuclear density gauge testing is the density verification method, the Engineer will conduct nuclear density gauge tests. The Engineer will follow the density testing procedure detailed in the document "Illinois Modified ASTM D 2950, Standard Test Method for Density of Bituminous Concrete In-Place by Nuclear Method".

A density verification test will be the result of a single core or the average of the nuclear density tests at one location. The results of each density test must be within acceptable limits. The Engineer will promptly notify the Contractor of observed deficiencies."

Revise the seventh paragraph and all subsequent paragraphs in Section D. of the document "Hot-Mix Asphalt QC/QA Initial Daily Plant and Random Samples" to read:

"Mixtures shall be sampled from the truck at the plant by the Contractor following the same procedure used to collect QC mixture samples (Section A). This process will be witnessed by the Engineer who will take custody of the verification sample. Each sample bag with a verification mixture sample will be secured by the Engineer using a locking ID tag. Sample boxes containing the verification mixture sample will be sealed/taped by the Engineer using a security ID label."



Local Public Agency	County	Section Number
Village of Lombard	DuPage	23-00166-00-RS

The following Special Provision supplement the "Standard Specifications for Road and Bridge Construction", adopted

January 1, 2023, the latest edition of the "Manual on Uniform Traffic Control Devices for Streets and Highways", and the "Manual of Test Procedures of Materials" in effect on the date of invitation of bids, and the Supplemental Specification and Recurring Special Provisions indicated on the Check Sheet included here in which apply to and govern the construction of the above named section, and in case of conflict with any parts, or parts of said Specifications, the said Special Provisions shall take precedence and shall govern.

IDOT DISTRICT 1 SPECIAL PROVISIONS

ADJUSTMENTS AND RECONSTRUCTIONS (D1)

Effective: March 15, 2011

Revise the first paragraph of Article 602.04 to read:

“602.04 Concrete. Cast-in-place concrete for structures shall be constructed of Class SI concrete according to the applicable portions of Section 503. Cast-in-place concrete for pavement patching around adjustments and reconstructions shall be constructed of Class PP-1 concrete, unless otherwise noted in the plans, according to the applicable portions of Section 1020.”

Revise the third, fourth and fifth sentences of the second paragraph of Article 602.11(c) to read:

“Castings shall be set to the finished pavement elevation so that no subsequent adjustment will be necessary, and the space around the casting shall be filled with Class PP-1 concrete, unless otherwise noted in the plans, to the elevation of the surface of the base course or binder course. HMA surface or binder course material shall not be allowed. The pavement may be opened to traffic according to Article 701.17(e)(3)b.”

Revise Article 603.05 to read:

“603.05 Replacement of Existing Flexible Pavement. After the castings have been adjusted, the surrounding space shall be filled with Class PP-1 concrete, unless otherwise noted in the plans, to the elevation of the surface of the base course or binder course. HMA surface or binder course material shall not be allowed. The pavement may be opened to traffic according to Article 701.17(e)(3)b.”

Revise Article 603.06 to read:

“603.06 Replacement of Existing Rigid Pavement. After the castings have been adjusted, the pavement and HMA that was removed, shall be replaced with Class PP-1 concrete, unless otherwise noted in the plans, not less than 9 in. (225 mm) thick. The pavement may be opened to traffic according to Article 701.17(e)(3)b.

The surface of the Class PP concrete shall be constructed flush with the adjacent surface.”

Revise the first sentence of Article 603.07 to read:

“603.07 Protection Under Traffic. After the casting has been adjusted and the Class PP concrete has been placed, the work shall be protected by a barricade and two lights according to Article 701.17(e)(3)b.”

AVAILABLE REPORTS (D1 LR)

Effective: July 1, 2021

No project specific reports were prepared.

When applicable, the following checked reports and record information is available for Bidders' reference upon request:

- Record structural plans
- Preliminary Site Investigation (PSI) (IDOT ROW)
- Preliminary Site Investigation (PSI) (Local ROW)
- Preliminary Environmental Site Assessment (PESA) (IDOT ROW)
- Preliminary Environmental Site Assessment (PESA) (Local ROW)
- Soils/Geotechnical Report
- Boring Logs
- Pavement Cores
- Location Drainage Study (LDS)
- Hydraulic Report
- Noise Analysis
- Other: _____

CLASS D PATCHES (SPECIAL)

Effective: July 24, 2020

Description. This work shall consist of all labor, materials and equipment necessary to construct Class D Patches at the locations shown on the plans and/ or locations determined by the Resident Engineer in the field. The work shall be performed according to Section 442 of the Standard Specifications, except as modified herein.

Delete Note 2 from Article 442.02 of the Standard Specification and replace with the following:

“Note 2. The mixture composition of the HMA used shall be binder course and surface course as specified in the Hot-Mix Asphalt Mixtures Requirements table in the plans.”

Basis of Payment. This work shall be paid for at the contract unit price per square yard of CLASS D PATCHES, of the type and thickness specified, (SPECIAL).

CURB OR COMBINATION CURB AND GUTTER REMOVAL AND REPLACEMENT (D1)

Effective: November 1, 2020

Revised: September 1, 2022

Description. This work shall consist of the complete removal and replacement of curb or combination curb and gutter. Work shall be according to Sections 440 and 606 of the Standard Specifications, State Standard 606001, District Detail BD-24 and as directed by the Engineer except as modified herein.

Curb or combination curb and gutter removal and replacement shall match the type of the existing curb or combination curb and gutter. Types may be variable and are to meet existing dimensions and field conditions. Locations of removal and replacement shall be determined by the Resident Engineer at the time of construction.

Unsuitable material to be removed, as directed by the Engineer, shall be replaced with subbase granular material, type B or additional thickness of concrete. Suitable backfill material, when required, shall be replaced as directed by the Engineer.

Epoxy coated tie bars, #6 (20) - 24" (610) long at 24" (610) centers, shall be used except when adjacent to flexible pavement. Longitudinal bars, if encountered, are not to be replaced.

Hot-mix asphalt surface removal on the existing gutter flag, if encountered, shall be included in the removal of the curb and gutter.

Saw cuts shall be according to Article 440.03 of the Standard Specifications.

½" (13) preformed expansion joints shall be used at concrete sidewalks, driveways and medians.

Method of Measurement. Concrete curb removal and replacement, or combination concrete curb and gutter removal and replacement will be measured for payment in feet (meters) along the face of concrete curb. A minimum replacement length of 4 feet is required.

Basis of Payment. This item will be paid for at the contract unit price per foot (meter) for CURB REMOVAL AND REPLACEMENT GREATER THAN 10 FEET or COMBINATION CURB AND GUTTER REMOVAL AND REPLACEMENT GREATER THAN 10 FEET for lengths greater than 10 feet.

This item will be paid at the contract unit price per foot (meter) for CURB REMOVAL AND REPLACEMENT LESS THAN OR EQUAL TO 10 FEET or COMBINATION CURB AND GUTTER REMOVAL AND REPLACEMENT LESS THAN OR EQUAL TO 10 FEET for lengths less than or equal to 10 feet.

Where unsuitable material is encountered in the subgrade or subbase and its removal and replacement is required by the Engineer, such removal and replacement will be paid for according to Article 109.04.

Sidewalk removal, driveway pavement removal and median surface removal will be paid for according to Article 440.08 of the Standard Specifications.

Portland cement concrete sidewalk will be paid for according to Article 424.13 of the Standard Specifications.

Portland cement concrete driveway pavement will be paid for according to Article 423.11 of the Standard Specifications.

Hot-mix asphalt driveway will be paid for according to Article 355.11 and 406.14 of the Standard Specifications.

Concrete median surface will be paid for according to Article 606.15 of the Standard Specifications.

Topsoil will be paid for according to Article 211.08 of the Standard Specifications.

Sodding will be paid for according to Article 252.13 of the Standard Specifications. Fertilizer for the placement of sod is not required.

DRAINAGE AND INLET PROTECTION UNDER TRAFFIC (D1)

Effective: April 1, 2011
 April 2, 2011

Add the following to Article 603.02 of the Standard Specifications:

- “(i) Temporary Hot-Mix Asphalt (HMA) Ramp (Note 1) 1030
- “(j) Temporary Rubber Ramps (Note 2)

Note 1. The HMA shall have maximum aggregate size of 3/8 in. (95 mm).

Note 2. The rubber material shall be according to the following.

Property	Test Method	Requirement
Durometer Hardness, Shore A	ASTM D 2240	75 ±15
Tensile Strength, psi (kPa)	ASTM D 412	300 (2000) min
Elongation, percent	ASTM D 412	90 min
Specific Gravity	ASTM D 792	1.0 - 1.3
Brittleness, °F (°C)	ASTM D 746	-40 (-40)”

Revise Article 603.07 of the Standard Specifications to read:

“603.07 Protection Under Traffic. After the casting has been adjusted and the Class PP concrete has been placed, the work shall be protected by a barricade and two lights according to Article 701.17(e)(3)b.

When castings are under traffic before the final surfacing operation has been started, properly sized temporary ramps shall be placed around the drainage and/or utility castings according to the following methods.

- (a) Temporary Asphalt Ramps. Temporary hot-mix asphalt ramps shall be placed around the casting, flush with its surface and decreasing to a featheredge in a distance of 2 ft (600 mm) around the entire surface of the casting.
- (b) Temporary Rubber Ramps. Temporary rubber ramps shall only be used on roadways with permanent posted speeds of 40 mph or less and when the height of the casting to be protected meets the proper sizing requirements for the rubber ramps as shown below.

Dimension	Requirement
Inside Opening	Outside dimensions of casting + 1 in. (25 mm)
Thickness at inside edge	Height of casting \pm 1/4 in. (6 mm)
Thickness at outside edge	1/4 in. (6 mm) max.
Width, measured from inside opening to outside edge	8 1/2 in. (215 mm) min

Placement shall be according to the manufacturer's specifications.

Temporary ramps for castings shall remain in place until surfacing operations are undertaken within the immediate area of the structure. Prior to placing the surface course, the temporary ramp shall be removed. Excess material shall be disposed of according to Article 202.03."

FRICITION AGGREGATE (D1)

Effective: January 1, 2011
 Revised: December 1, 2021

Revise Article 1004.03(a) of the Standard Specifications to read:

“1004.03 Coarse Aggregate for Hot-Mix Asphalt (HMA). The aggregate shall be according to Article 1004.01 and the following.

(a) Description. The coarse aggregate for HMA shall be according to the following table.

Use	Mixture	Aggregates Allowed
Class A	Seal or Cover	<u>Allowed Alone or in Combination</u> ^{5/} : Gravel Crushed Gravel Carbonate Crushed Stone Crystalline Crushed Stone Crushed Sandstone Crushed Slag (ACBF) Crushed Steel Slag Crushed Concrete
HMA Low ESAL	Stabilized Subbase or Shoulders	<u>Allowed Alone or in Combination</u> ^{5/} : Gravel Crushed Gravel Carbonate Crushed Stone Crystalline Crushed Stone Crushed Sandstone Crushed Slag (ACBF) Crushed Steel Slag ^{1/} Crushed Concrete
HMA High ESAL Low ESAL	Binder IL-19.0 or IL-19.0L SMA Binder	<u>Allowed Alone or in Combination</u> ^{5/ 6/} : Crushed Gravel Carbonate Crushed Stone ^{2/} Crystalline Crushed Stone Crushed Sandstone Crushed Slag (ACBF) Crushed Concrete ^{3/}

Use	Mixture	Aggregates Allowed	
HMA High ESAL Low ESAL	C Surface and Binder IL-9.5 IL-9.5FG or IL-9.5L	<u>Allowed Alone or in Combination</u> ^{5/} : Crushed Gravel Carbonate Crushed Stone ^{2/} Crystalline Crushed Stone Crushed Sandstone Crushed Slag (ACBF) Crushed Steel Slag ^{4/} Crushed Concrete ^{3/}	
HMA High ESAL	D Surface and Binder IL-9.5 or IL-9.5FG	<u>Allowed Alone or in Combination</u> ^{5/} : Crushed Gravel Carbonate Crushed Stone (other than Limestone) ^{2/} Crystalline Crushed Stone Crushed Sandstone Crushed Slag (ACBF) Crushed Steel Slag ^{4/}	
		<u>Other Combinations Allowed:</u>	
		<i>Up to...</i>	<i>With...</i>
		25% Limestone	Dolomite
		50% Limestone	Any Mixture D aggregate other than Dolomite
75% Limestone	Crushed Slag (ACBF) or Crushed Sandstone		
HMA High ESAL	E Surface IL-9.5 SMA Ndesign 80 Surface	<u>Allowed Alone or in Combination</u> ^{5/ 6/} : Crushed Gravel Crystalline Crushed Stone Crushed Sandstone Crushed Slag (ACBF) Crushed Steel Slag No Limestone.	
		<u>Other Combinations Allowed:</u>	
<i>Up to...</i>	<i>With...</i>		

Use	Mixture	Aggregates Allowed	
		50% Dolomite ^{2/}	Any Mixture E aggregate
		75% Dolomite ^{2/}	Crushed Sandstone, Crushed Slag (ACBF), Crushed Steel Slag, or Crystalline Crushed Stone
		75% Crushed Gravel ^{2/}	Crushed Sandstone, Crystalline Crushed Stone, Crushed Slag (ACBF), or Crushed Steel Slag
HMA High ESAL	F Surface IL-9.5 SMA Ndesign 80 Surface	<u>Allowed Alone or in Combination</u> ^{5/ 6/} :	
		Crystalline Crushed Stone Crushed Sandstone Crushed Slag (ACBF) Crushed Steel Slag No Limestone.	
		<u>Other Combinations Allowed:</u>	
		<i>Up to...</i>	<i>With...</i>
		50% Crushed Gravel ^{2/} or Dolomite ^{2/}	Crushed Sandstone, Crushed Slag (ACBF), Crushed Steel Slag, or Crystalline Crushed Stone

- 1/ Crushed steel slag allowed in shoulder surface only.
- 2/ Carbonate crushed stone (limestone) and/or crushed gravel shall not be used in SMA Ndesign 80.
- 3/ Crushed concrete will not be permitted in SMA mixes.
- 4/ Crushed steel slag shall not be used as binder.
- 5/ When combinations of aggregates are used, the blend percent measurements shall be by volume."
- 6/ Combining different types of aggregate will not be permitted in SMA Ndesign 80."

HOT-MIX ASPHALT BINDER AND SURFACE COURSE (D1)

Effective: November 1, 2019

Revised: December 1, 2021

Revise Article 1004.03(c) to read:

“(c) Gradation. The coarse aggregate gradations shall be as listed in the following table.

Use	Size/Application	Gradation No.
Class A-1, A-2, & A-3	3/8 in. (10 mm) Seal	CA 16 or CA 20
Class A-1	1/2 in. (13 mm) Seal	CA 15
Class A-2 & A-3	Cover Coat	CA 14
HMA High ESAL	IL-19.0; Stabilized Subbase IL-19.0	CA 11 ^{1/}
	SMA 12.5 ^{2/}	CA 13 ^{4/} , CA 14, or CA 16
	SMA 9.5 ^{2/}	CA 13 ^{3/4/} or CA 16 ^{3/}
	IL-9.5	CA 16, CM 13 ^{4/}
	IL-9.5FG	CA 16
HMA Low ESAL	IL-19.0L	CA 11 ^{1/}
	IL-9.5L	CA 16

1/ CA 16 or CA 13 may be blended with the CA 11.

2/ The coarse aggregates used shall be capable of being combined with the fine aggregates and mineral filler to meet the approved mix design and the mix requirements noted herein.

3/ The specified coarse aggregate gradations may be blended.

4/ CA 13 shall be 100 percent passing the 1/2 in. (12.5mm) sieve.”

Revise Article 1004.03(e) of the Supplemental Specifications to read:

“(e) Absorption. For SMA the coarse aggregate shall also have water absorption ≤ 2.0 percent.”

Revise the “High ESAL” portion of the table in Article 1030.01 to read:

“High ESAL	Binder Courses	IL-19.0, IL-9.5, IL-9.5FG, IL-4.75, SMA 12.5, Stabilized Subbase IL-19.0
	Surface Courses	IL-9.5, IL-9.5FG, SMA 12.5, SMA 9.5”

Revise Note 2. and add Note 6 to Article 1030.02 of the Standard Specifications to read:

“Item	Article/Section
(g)Performance Graded Asphalt Binder (Note 6)	1032
(h)Fibers (Note 2)	

Note 2. A stabilizing additive such as cellulose or mineral fiber shall be added to the SMA mixture according to Illinois Modified AASHTO M 325. The stabilizing additive shall meet the Fiber Quality Requirements listed in Illinois Modified AASHTO M 325. Prior to approval and use of fibers, the Contractor shall submit a notarized certification by the producer of these materials stating they meet these requirements. Reclaimed Asphalt Shingles (RAS) may be used in Stone Matrix Asphalt (SMA) mixtures designed with an SBA polymer modifier as a fiber additive if the mix design with RAS included meets AASHTO T305 requirements. The RAS shall be from a certified source that produces either Type 1 or Type 2. Material shall meet requirements noted herein and the actual dosage rate will be determined by the Engineer.

Note 6. The asphalt binder shall be an SBS PG 76-28 when the SMA is used on a full-depth asphalt pavement and SBS PG 76-22 when used as an overlay, except where modified herein. The asphalt binder shall be a SBS PG 76-22 for IL-4.75, except where modified herein..”

Revise table in Article 1030.05(a) of the Standard Specifications to read:

"MIXTURE COMPOSITION (% PASSING) ^{1/}												
Sieve Size	IL-19.0 mm		SMA 12.5		SMA 9.5		IL-9.5mm		IL-9.5FG		IL-4.75 mm	
	min	max	min	max	min	max	min	max	min	max	min	max
1 1/2 in. (37.5 mm)												
1 in. (25 mm)		100										
3/4 in. (19 mm)	90	100		100								
1/2 in. (12.5 mm)	75	89	80	100		100		100		100		100
3/8 in. (9.5 mm)				65	90	100	90	100	90	100		100
#4 (4.75 mm)	40	60	20	30	36	50	34	69	60	75 ^{6/}	90	100
#8 (2.36 mm)	20	42	16	24 ^{4/}	16	32 ^{4/}	34 ^{5/}	52 ^{2/}	45	60 ^{6/}	70	90
#16 (1.18 mm)	15	30					10	32	25	40	50	65
#30 (600 μm)			12	16	12	18			15	30		
#50 (300 μm)	6	15					4	15	8	15	15	30
#100 (150 μm)	4	9					3	10	6	10	10	18
#200 (75 μm)	3.0	6.0	7.0	9.0 ^{3/}	7.5	9.5 ^{3/}	4.0	6.0	4.0	6.5	7.0	9.0 ^{3/}
#635 (20 μm)			≤ 3.0		≤ 3.0							
Ratio Dust/Asphalt Binder		1.0		1.5		1.5		1.0		1.0		1.0

- 1/ Based on percent of total aggregate weight.
- 2/ The mixture composition shall not exceed 44 percent passing the #8 (2.36 mm) sieve for surface courses with Ndesign = 90.
- 3/ Additional minus No. 200 (0.075 mm) material required by the mix design shall be mineral filler, unless otherwise approved by the Engineer.
- 4/ When establishing the Adjusted Job Mix Formula (AJMF) the percent passing the #8 (2.36 mm) sieve shall not be adjusted above the percentage stated on the table.

- 5/ When establishing the Adjusted Job Mix Formula (AJMF) the percent passing the #8 (2.36 mm) sieve shall not be adjusted below 34 percent.
- 6/ When the mixture is used as a binder, the maximum shall be increased by 0.5 percent passing.”

Revise Article 1030.05(b) of the Standard Specifications to read:

(b) Volumetric Requirements. The target value for the air voids of the HMA shall be 4.0 percent, for IL-4.75 and SMA mixtures it shall be 3.5 percent and for Stabilized Subbase it shall be 3.0 percent at the design number of gyrations. The voids in the mineral aggregate (VMA) and voids filled with asphalt binder (VFA) of the HMA design shall be based on the nominal maximum size of the aggregate in the mix and shall conform to the following requirements.

Mix Design	Voids in the Mineral Aggregate (VMA), % Minimum for Ndesign				
	30	50	70	80	90
IL-19.0		13.5	13.5		13.5
IL-9.5		15.0	15.0		
IL-9.5FG		15.0	15.0		
IL-4.75 ^{1/}		18.5			
SMA-12.5 ^{1/2/5/}				17.0 ^{3/} /16.0 ^{4/}	
SMA-9.5 ^{1/2/5/}				17.0 ^{3/} /16.0 ^{4/}	
IL-19.0L	13.5				
IL-9.5L	15.0				

- 1/ Maximum draindown shall be 0.3 percent according to Illinois Modified AASHTO T 305.
- 2/ The draindown shall be determined at the JMF asphalt binder content at the mixing temperature plus 30°F.
- 3/ Applies when specific gravity of coarse aggregate is ≥ 2.760 .
- 4/ Applies when specific gravity of coarse aggregate is < 2.760 .
- 5/ For surface course, the coarse aggregate can be crushed steel slag, crystalline crushed stone or crushed sandstone. For binder course, coarse aggregate shall be crushed stone (dolomite), crushed gravel, crystalline crushed stone, or crushed sandstone”

Revise the last paragraph of Article 1102.01 (a) (5) of the Standard Specifications to read:

“IL-4.75 and Stone Matrix Asphalt (SMA) mixtures which contain aggregate having absorptions greater than or equal to 2.0 percent, or which contain steel slag sand, shall have minimum surge bin storage plus haul time of 1.5 hours.”

Add after third sentence of Article 1030.09(b) to read:

“If the Contractor and Engineer agree the nuclear density test method is not appropriate for the mixture, cores shall be taken at random locations determined according to the QC/QA document “Determination of Random Density Test Site Locations”. Core densities shall be determined using the Illinois Modified AASHTO T 166 or T 275 procedure.”

Revise Table 1 and Note 4/ of Table 1 in Article 406.07(a) of the Standard Specifications to read:

	Breakdown/Intermediate Roller (one of the following)	Final Roller (one or more of the following)	Density Requirement
IL-9.5, IL-9.5FG, IL-19.0 ^{1/}	V _D , P, T _B , 3W, O _T , O _B	V _S , T _B , T _F , O _T	As specified in Section 1030
IL-4.75 and SMA ^{3/ 4/}	T _B , 3W, O _T	T _F , 3W	As specified in Section 1030
Mixtures on Bridge Decks ^{2/}	T _B	T _F	As specified in Articles 582.05 and 582.06.

“4/ The Contractor shall provide a minimum of two steel-wheeled tandem rollers (T_B), and/or three-wheel (3W) rollers for breakdown, except one of the (T_B) or (3W) rollers shall be 84 inches (2.14 m) wide and a weight of 315 pound per linear inch (PLI) (5.63 kg/mm) and one of the (T_B) or (3W) rollers can be substituted for an oscillatory roller (O_T). T_F rollers shall be a minimum of 280 lb/in. (50 N/mm). The 3W and T_B rollers shall be operated at a uniform speed not to exceed 3 mph (5 km/h), with the drive roll for T_B rollers nearest the paver and maintain an effective rolling distance of not more than 150 ft (45 m) behind the paver.”

Add the following after the fourth paragraph of Article 406.13 (b):

“The plan quantities of SMA mixtures shall be adjusted using the actual approved binder and surface Mix Design’s G_{mb}.”

Revise first paragraph of Article 1030.10 of the Standard Specifications to read:

“A test strip of 300 ton (275 metric tons), except for SMA mixtures it will be 400 ton (363 metric ton), will be required for each mixture on each contract at the beginning of HMA production

for each construction year according to the Manual of Test Procedures for Materials “Hot Mix Asphalt Test Strip Procedures”. At the request of the Producer, the Engineer may waive the test strip if previous construction during the current construction year has demonstrated the constructability of the mix using Department test results.”

Revise third paragraph of Article 1030.10 of the Standard Specifications to read:

“When a test strip is constructed, the Contractor shall collect and split the mixture according to the document “Hot-Mix Asphalt Test Strip Procedures”. The Engineer, or a representative, shall deliver split sample to the District Laboratory for verification testing. The Contractor shall complete mixture tests stated in Article 1030.09(a). Mixture sampled shall include enough material for the Department to conduct mixture tests detailed in Article 1030.09(a) and in the document “Hot-Mix Asphalt Mixture Design Verification Procedure” Section 3.3. The mixture test results shall meet the requirements of Articles 1030.05(b) and 1030.05(d), except Hamburg wheel tests will only be conducted on High ESAL mixtures during production.”

HOT-MIX ASPHALT – MIXTURE DESIGN VERIFICATION AND PRODUCTION (D1)

Effective: January 1, 2019
 Revised: December 1, 2021

Add to Article 1030.05 (d)(3) of the Standard Specifications to read:

“ During mixture design, prepared samples shall be submitted to the District laboratory by the Contractor for verification testing. The required testing, and number and size of prepared samples submitted, shall be according to the following tables.

High ESAL – Required Samples for Verification Testing	
Mixture	Hamburg Wheel and I-FIT Testing ^{1/2/}
Binder	total of 3 - 160 mm tall bricks
Surface	total of 4 - 160 mm tall bricks

Low ESAL – Required Samples for Verification Testing	
Mixture	I-FIT Testing ^{1/2/}
Binder	1 - 160 mm tall brick
Surface	2 - 160 mm tall bricks

1/ The compacted gyratory bricks for Hamburg wheel and I-FIT testing shall be 7.5 ± 0.5 percent air voids.

2/ If the Contractor does not possess the equipment to prepare the 160 mm tall brick(s), twice as many 115 mm tall compacted gyratory bricks will be acceptable.

Revise the fourth paragraph of Article 1030.10 of the Standard Specifications to read:

“When a test strip is not required, each HMA mixture shall still be sampled on the first day of production: I-FIT and Hamburg wheel testing for High ESAL; I-FIT testing for Low ESAL. Within two working days after sampling the mixture, the Contractor shall deliver gyratory cylinders to the District laboratory for Department verification testing. The High ESAL mixture test results shall meet the requirements of Articles 1030.05(d)(3) and 1030.05(d)(4). The Low ESAL mixture test results shall meet the requirements of Article 1030.05(d)(4). The required number and size of prepared samples submitted for the Hamburg wheel and I-FIT testing shall be according to the “High ESAL - Required Samples for Verification Testing” table in Article 1030.05(d)(3) above.”

Add the following to the end of Article 1030.10 of the Standard Specifications to read:

"Mixture sampled during first day of production shall include approximately 60 lb (27 kg) of additional material for the Department to conduct Hamburg wheel testing and approximately 80 lb (36 kg) of additional material for the Department to conduct I-FIT testing. Within two working days after sampling, the Contractor shall deliver prepared samples to the District laboratory for verification testing. The required number and size of prepared samples submitted for the Hamburg wheel and I-FIT testing shall be according to the "High ESAL - Required Samples for Verification Testing" table in Article 1030.05(d)(3) above."

Maintenance of Roadways

Effective: September 30, 1985

Revised: November 1, 1996

Beginning on the date that work begins on this project, the Contractor shall assume responsibility for normal maintenance of all existing roadways within the limits of the improvement. This normal maintenance shall include all repair work deemed necessary by the Engineer, but shall not include snow removal operations. Traffic control and protection for maintenance of roadways will be provided by the Contractor as required by the Engineer.

If items of work have not been provided in the contract, or otherwise specified for payment, such items, including the accompanying traffic control and protection required by the Engineer, will be paid for in accordance with Article 109.04 of the Standard Specifications.

PUBLIC CONVENIENCE AND SAFETY (D1)

Effective: May 1, 2012

Revised: July 15, 2012

Add the following to the end of the fourth paragraph of Article 107.09:

"If the holiday is on a Saturday or Sunday, and is legally observed on a Friday or Monday, the length of Holiday Period for Monday or Friday shall apply."

Add the following sentence after the Holiday Period table in the fourth paragraph of Article 107.09:

"The Length of Holiday Period for Thanksgiving shall be from 5:00 AM the Wednesday prior to 11:59 PM the Sunday After"

Delete the fifth paragraph of Article 107.09 of the Standard Specifications:

"On weekends, excluding holidays, roadways with Average Daily Traffic of 25,000 or greater, all lanes shall be open to traffic from 3:00 P.M. Friday to midnight Sunday except where structure construction or major rehabilitation makes it impractical."

STATUS OF UTILITIES (D-1)

Effective: June 1, 2016

Revised: January 1, 2020

Utility companies and/or municipal owners located within the construction limits of this project have provided the following information regarding their facilities and the proposed improvements. The tables below contain a description of specific conflicts to be resolved and/or facilities which will require some action on the part of the Department's contractor to proceed with work. Each table entry includes an identification of the action necessary and, if applicable, the estimated duration required for the resolution.

UTILITIES TO BE ADJUSTED

Conflicts noted below have been identified by following the suggested staging plan included in the contract. The company has been notified of all conflicts and will be required to obtain the necessary permits to complete their work; in some instances, resolution will be a function of the construction staging. The responsible agency must relocate, or complete new installations as noted below; this work has been deemed necessary to be complete for the Department's contractor to then work in the stage under which the item has been listed.

Pre-Stage

STAGE / LOCATION	TYPE	DESCRIPTION	RESPONSIBLE AGENCY	DURATION OF TIME

Stage 1

STAGE / LOCATION	TYPE	DESCRIPTION	RESPONSIBLE AGENCY	DURATION OF TIME

Stage 2

STAGE / LOCATION	TYPE	DESCRIPTION	RESPONSIBLE AGENCY	DURATION OF TIME

No conflicts to be resolved (or if there are conflicts they are to be listed as noted above)

Pre-Stage: _____ **Days Total Installation**

Stage 1: _____ **Days Total Installation**

Stage 2: _____ **Days Total Installation**

The following contact information is what was used during the preparation of the plans as provided by the Agency/Company responsible for resolution of the conflict.

Agency/Company Responsible to Resolve Conflict	Name of contact	Phone	E-mail address

UTILITIES TO BE WATCHED AND PROTECTED

The areas of concern noted below have been identified by following the suggested staging plan included for the contract. The information provided is not a comprehensive list of all remaining utilities, but those which during coordination were identified as ones which might require the Department's contractor to take into consideration when making the determination of the means and methods that would be required to construct the proposed improvement. In some instances, the contractor will be responsible to notify the owner in advance of the work to take place so necessary staffing on the owner's part can be secured.

Pre-Stage

STAGE / LOCATION	TYPE	DESCRIPTION	OWNER

Stage 1

STAGE / LOCATION	TYPE	DESCRIPTION	OWNER

Stage 2

STAGE / LOCATION	TYPE	DESCRIPTION	OWNER

No facilities requiring extra consideration *(or listed as noted above)*

The following contact information is what was used during the preparation of the plans as provided by the owner of the facility.

Agency/Company Responsible to Resolve Conflict	Name of contact	Phone	E-mail address

The above represents the best information available to the Department and is included for the convenience of the bidder. The days required for conflict resolution should be considered in the bid as this information has also been factored into the timeline identified for the project when setting the completion date. The applicable portions of the Standard Specifications for Road and Bridge Construction shall apply.

Estimated duration of time provided above for the first conflicts identified will begin on the date of the executed contract regardless of the status of the utility relocations. The responsible agencies will be working toward resolving subsequent conflicts in conjunction with contractor activities in the number of days noted.

The estimated relocation duration must be part of the progress schedule submitted by the contractor. A utility kickoff meeting will be scheduled between the Department, the Department's contractor and the utility companies when necessary. The Department's contractor is responsible for contacting J.U.L.I.E. prior to all excavation work.

TRAFFIC CONTROL PLAN

Effective: September 30, 1985

Revised: January 1, 2007

Traffic Control shall be according to the applicable sections of the Standard Specifications, the Supplemental Specifications, the "Illinois Manual on Uniform Traffic Control Devices for Streets and Highways", any special details and Highway Standards contained in the plans, and the Special Provisions contained herein.

Special attention is called to Article 107.09 of the Standard Specifications and the following Highway Standards relating to traffic control:

701006-05 701301-04 701311-03 701501-06 701701-10 701801-06 701901-08

The Contractor shall obtain, erect, maintain and remove all signs, barricades, flagmen and other traffic control devices as may be necessary for the purpose of regulating, warning or guiding traffic. Placement and maintenance of all traffic control devices shall be as directed by the Engineer and in accordance with the applicable parts of Article 107.14 and Section 701 of the Standard Specifications and the Illinois Manual on Uniform Traffic Control Devices for Streets and Highways.

Work Zone Traffic Control will be paid for at the contract unit price per standard.

The Contractor is hereby advised to carefully review all streets where work is proposed as it relates to traffic control. The Contractor is also advised that notification to all affected residents is his responsibility including the placement of "No Parking" signs at least 24 hours prior to paving operations. In addition, signage indicating road conditions such as "Bump", "Rough Surface", "Fresh Oil", etc., as requested by the Village will be required at no additional expense and be considered part of Traffic Control and Protection.

The Contractor shall contact the Village of Lombard at least 48 hours in advance of beginning work.

BDE SPECIAL PROVISIONS CHECK SHEET

&

BDE SPECIAL PROVISIONS

BDE SPECIAL PROVISIONS
For the January 20, 2023 and March 10, 2023 Lettings

The following special provisions indicated by a "check mark" are applicable to this contract and will be included by the Project Coordination and Implementation Section of the Bureau of Design & Environment (BDE).

File Name	#		Special Provision Title	Effective	Revised
	80099	1	<input type="checkbox"/> Accessible Pedestrian Signals (APS)	April 1, 2003	Jan. 1, 2022
	80274	2	<input type="checkbox"/> Aggregate Subgrade Improvement	April 1, 2012	April 1, 2022
	80192	3	<input type="checkbox"/> Automated Flagger Assistance Device	Jan. 1, 2008	
	80173	4	<input type="checkbox"/> Bituminous Materials Cost Adjustments	Nov. 2, 2006	Aug. 1, 2017
	80426	5	<input type="checkbox"/> Bituminous Surface Treatment with Fog Seal	Jan. 1, 2020	Jan. 1, 2022
	80436	6	<input checked="" type="checkbox"/> Blended Finely Divided Minerals	April 1, 2021	
*	80241	7	<input type="checkbox"/> Bridge Demolition Debris	July 1, 2009	
*	50531	8	<input type="checkbox"/> Building Removal	Sept. 1, 1990	Aug. 1, 2022
*	5026i	9	<input type="checkbox"/> Building Removal with Asbestos Abatement	Sept. 1, 1990	Aug. 1, 2022
	80384	10	<input checked="" type="checkbox"/> Compensable Delay Costs	June 2, 2017	April 1, 2019
*	80198	11	<input type="checkbox"/> Completion Date (via calendar days)	April 1, 2008	
*	80199	12	<input type="checkbox"/> Completion Date (via calendar days) Plus Working Days	April 1, 2008	
	80261	13	<input checked="" type="checkbox"/> Construction Air Quality – Diesel Retrofit	June 1, 2010	Nov. 1, 2014
	80434	14	<input type="checkbox"/> Corrugated Plastic Pipe (Culvert and Storm Sewer)	Jan. 1, 2021	
*	80029	15	<input type="checkbox"/> Disadvantaged Business Enterprise Participation	Sept. 1, 2000	Mar. 2, 2019
	80229	16	<input type="checkbox"/> Fuel Cost Adjustment	April 1, 2009	Aug. 1, 2017
	80447	17	<input type="checkbox"/> Grading and Shaping Ditches	Jan. 1, 2023	
	80433	18	<input type="checkbox"/> Green Preformed Thermoplastic Pavement Markings	Jan. 1, 2021	Jan. 1, 2022
	80443	19	<input type="checkbox"/> High Tension Cable Median Barrier Removal	April 1, 2022	
	80446	20	<input type="checkbox"/> Hot-Mix Asphalt - Longitudinal Joint Sealant	Nov. 1, 2022	
	80438	21	<input type="checkbox"/> Illinois Works Apprenticeship Initiative – State Funded Contracts	June 2, 2021	Sept. 2, 2021
	80045	22	<input type="checkbox"/> Material Transfer Device	June 15, 1999	Jan. 1, 2022
	80441	23	<input checked="" type="checkbox"/> Performance Graded Asphalt Binder	Jan. 1, 2023	
*	34261	24	<input type="checkbox"/> Railroad Protective Liability Insurance	Dec. 1, 1986	Jan. 1, 2022
	80445	25	<input type="checkbox"/> Seeding	Nov. 1, 2022	
	80340	26	<input type="checkbox"/> Speed Display Trailer	April 2, 2014	Jan. 1, 2022
	80127	27	<input type="checkbox"/> Steel Cost Adjustment	April 2, 2004	Jan. 1, 2022
	80397	28	<input type="checkbox"/> Subcontractor and DBE Payment Reporting	April 2, 2018	
	80391	29	<input checked="" type="checkbox"/> Subcontractor Mobilization Payments	Nov. 2, 2017	April 1, 2019
	80437	30	<input type="checkbox"/> Submission of Payroll Records	April 1, 2021	Nov. 1, 2022
	80435	31	<input type="checkbox"/> Surface Testing of Pavements – IRI	Jan. 1, 2021	Jan. 1, 2023
	80410	32	<input type="checkbox"/> Traffic Spotters	Jan. 1, 2019	
*	20338	33	<input type="checkbox"/> Training Special Provisions	Oct. 15, 1975	Sept. 2, 2021
	80429	34	<input type="checkbox"/> Ultra-Thin Bonded Wearing Course	April 1, 2020	Jan. 1, 2022
	80439	35	<input checked="" type="checkbox"/> Vehicle and Equipment Warning Lights	Nov. 1, 2021	Nov. 1, 2022
	80440	36	<input type="checkbox"/> Waterproofing Membrane System	Nov. 1, 2021	
	80302	37	<input type="checkbox"/> Weekly DBE Trucking Reports	June 2, 2012	Nov. 1, 2021
	80427	38	<input checked="" type="checkbox"/> Work Zone Traffic Control Devices	Mar. 2, 2020	
*	80071	39	<input type="checkbox"/> Working Days	Jan. 1, 2002	

Highlighted items indicate a new or revised special provision for the letting.

An * indicates the special provision requires additional information from the designer, which needs to be submitted separately. The Project Coordination and Implementation Section will then include the information in the applicable special provision.

The following special provisions have been deleted from use.

<u>File Name</u>	<u>Special Provision Title</u>	<u>Effective</u>	<u>Revised</u>
50481	Building Removal-Case II (Non-Friable Asbestos)	Sept. 1, 1990	April 1, 2010
50491	Building Removal-Case III (Friable Asbestos)	Sept. 1, 1990	April 1, 2010

The following special provisions are in the 2023 Supplemental Specifications and Recurring Special Provisions.

<u>File Name</u>	<u>Special Provision Title</u>	<u>New Location(s)</u>	<u>Effective</u>	<u>Revised</u>
80293	Concrete Box Culverts with Skews > 30 Degrees and Design Fills ≤ 5 Feet	Articles 540.04 & 540.06	April 1, 2012	July 1, 2016
80311	Concrete End Sections for Pipe Culverts	Articles 540.07, 542.01, 542.02, 542.07, 542.11 & 542.12	Jan. 1, 2013	April 1, 2016
80422	High Tension Cable Median Barrier	Articles 644.02, 644.05, 782.01, 782.04, 782.07 & 1097.02	Jan. 1, 2020	Jan. 1, 2022
80442	Hot-Mix Asphalt	Articles 1030.09 & 1030.10	Jan. 1, 2022	Aug. 1, 2022
80444	Hot-Mix Asphalt – Patching	Errata – Article 442.08(b)	April 1, 2022	
80411	Luminaires, LED	Articles 801.05(a), 821.02(d), 821.03, 821.08 & 1067.01-1067.06	April 1, 2019	Jan. 1, 2022
80418	Mechanically Stabilized Earth Retaining Walls	Articles 1003.07 & 1004.06	Nov. 1, 2019	Nov. 1, 2020
80430	Portland Cement Concrete – Haul Time	Article 1020.11(a)(7)	July 1, 2020	
80395	Sloped Metal End Section for Pipe Culverts	Articles 540.07, 542.01, 542.02, 542.07, 542.11 & 542.12	Jan. 1, 2018	
80318	Traversable Pipe Grate for Concrete End Sections	Articles 540.04, 540.07, 540.08 & 542.01, 542.02, 542.07, 542.11 & 542.12	Jan. 1, 2013	Jan. 1, 2018

BLENDED FINELY DIVIDED MINERALS (BDE)

Effective: April 1, 2021

Revise the second paragraph of Article 1010.01 of the Standard Specifications to read:

“Different sources or types of finely divided minerals shall not be mixed or used alternately in the same item of construction, except as a blended finely divided mineral product according to Article 1010.06.”

Add the following article to Section 1010 of the Standard Specifications:

“1010.06 Blended Finely Divided Minerals. Blended finely divided minerals shall be the product resulting from the blending or intergrinding of two or three finely divided minerals. Blended finely divided minerals shall be according to ASTM C 1697, except as follows.

- (a) Blending shall be accomplished by mechanically or pneumatically intermixing the constituent finely divided minerals into a uniform mixture that is then discharged into a silo for storage or tanker for transportation.
- (b) The blended finely divided mineral product will be classified according to its predominant constituent or the manufacturer’s designation and shall meet the chemical requirements of its classification. The other finely divided mineral constituent(s) will not be required to conform to their individual standards.”

80436

COMPENSABLE DELAY COSTS (BDE)

Effective: June 2, 2017

Revised: April 1, 2019

Revise Article 107.40(b) of the Standard Specifications to read:

“(b) Compensation. Compensation will not be allowed for delays, inconveniences, or damages sustained by the Contractor from conflicts with facilities not meeting the above definition; or if a conflict with a utility in an unanticipated location does not cause a shutdown of the work or a documentable reduction in the rate of progress exceeding the limits set herein. The provisions of Article 104.03 notwithstanding, compensation for delays caused by a utility in an unanticipated location will be paid according to the provisions of this Article governing minor and major delays or reduced rate of production which are defined as follows.

- (1) Minor Delay. A minor delay occurs when the work in conflict with the utility in an unanticipated location is completely stopped for more than two hours, but not to exceed two weeks.
- (2) Major Delay. A major delay occurs when the work in conflict with the utility in an unanticipated location is completely stopped for more than two weeks.
- (3) Reduced Rate of Production Delay. A reduced rate of production delay occurs when the rate of production on the work in conflict with the utility in an unanticipated location decreases by more than 25 percent and lasts longer than seven calendar days.”

Revise Article 107.40(c) of the Standard Specifications to read:

“(c) Payment. Payment for Minor, Major, and Reduced Rate of Production Delays will be made as follows.

- (1) Minor Delay. Labor idled which cannot be used on other work will be paid for according to Article 109.04(b)(1) and (2) for the time between start of the delay and the minimum remaining hours in the work shift required by the prevailing practice in the area.

Equipment idled which cannot be used on other work, and which is authorized to standby on the project site by the Engineer, will be paid for according to Article 109.04(b)(4).

- (2) Major Delay. Labor will be the same as for a minor delay.

Equipment will be the same as for a minor delay, except Contractor-owned equipment will be limited to two weeks plus the cost of move-out to either the

Contractor's yard or another job and the cost to re-mobilize, whichever is less. Rental equipment may be paid for longer than two weeks provided the Contractor presents adequate support to the Department (including lease agreement) to show retaining equipment on the job is the most economical course to follow and in the public interest.

- (3) Reduced Rate of Production Delay. The Contractor will be compensated for the reduced productivity for labor and equipment time in excess of the 25 percent threshold for that portion of the delay in excess of seven calendar days. Determination of compensation will be in accordance with Article 104.02, except labor and material additives will not be permitted.

Payment for escalated material costs, escalated labor costs, extended project overhead, and extended traffic control will be determined according to Article 109.13."

Revise Article 108.04(b) of the Standard Specifications to read:

"(b) No working day will be charged under the following conditions.

- (1) When adverse weather prevents work on the controlling item.
- (2) When job conditions due to recent weather prevent work on the controlling item.
- (3) When conduct or lack of conduct by the Department or its consultants, representatives, officers, agents, or employees; delay by the Department in making the site available; or delay in furnishing any items required to be furnished to the Contractor by the Department prevents work on the controlling item.
- (4) When delays caused by utility or railroad adjustments prevent work on the controlling item.
- (5) When strikes, lock-outs, extraordinary delays in transportation, or inability to procure critical materials prevent work on the controlling item, as long as these delays are not due to any fault of the Contractor.
- (6) When any condition over which the Contractor has no control prevents work on the controlling item."

Revise Article 109.09(f) of the Standard Specifications to read:

"(f) Basis of Payment. After resolution of a claim in favor of the Contractor, any adjustment in time required for the work will be made according to Section 108. Any adjustment in the costs to be paid will be made for direct labor, direct materials, direct equipment, direct jobsite overhead, direct offsite overhead, and other direct costs allowed by the resolution. Adjustments in costs will not be made for interest charges, loss of anticipated profit, undocumented loss of efficiency, home office overhead and unabsorbed overhead

other than as allowed by Article 109.13, lost opportunity, preparation of claim expenses and other consequential indirect costs regardless of method of calculation.

The above Basis of Payment is an essential element of the contract and the claim cost recovery of the Contractor shall be so limited.”

Add the following to Section 109 of the Standard Specifications.

“109.13 Payment for Contract Delay. Compensation for escalated material costs, escalated labor costs, extended project overhead, and extended traffic control will be allowed when such costs result from a delay meeting the criteria in the following table.

Contract Type	Cause of Delay	Length of Delay
Working Days	Article 108.04(b)(3) or Article 108.04(b)(4)	No working days have been charged for two consecutive weeks.
Completion Date	Article 108.08(b)(1) or Article 108.08(b)(7)	The Contractor has been granted a minimum two week extension of contract time, according to Article 108.08.

Payment for each of the various costs will be according to the following.

- (a) Escalated Material and/or Labor Costs. When the delay causes work, which would have otherwise been completed, to be done after material and/or labor costs have increased, such increases will be paid. Payment for escalated material costs will be limited to the increased costs substantiated by documentation furnished by the Contractor. Payment for escalated labor costs will be limited to those items in Article 109.04(b)(1) and (2), except the 35 percent and 10 percent additives will not be permitted.
- (b) Extended Project Overhead. For the duration of the delay, payment for extended project overhead will be paid as follows.
 - (1) Direct Jobsite and Offsite Overhead. Payment for documented direct jobsite overhead and documented direct offsite overhead, including onsite supervisory and administrative personnel, will be allowed according to the following table.

Original Contract Amount	Supervisory and Administrative Personnel
Up to \$5,000,000	One Project Superintendent
Over \$ 5,000,000 - up to \$25,000,000	One Project Manager, One Project Superintendent or Engineer, and One Clerk
Over \$25,000,000 - up to \$50,000,000	One Project Manager, One Project Superintendent, One Engineer, and

	One Clerk
Over \$50,000,000	One Project Manager, Two Project Superintendents, One Engineer, and One Clerk

(2) Home Office and Unabsorbed Overhead. Payment for home office and unabsorbed overhead will be calculated as 8 percent of the total delay cost.

(c) Extended Traffic Control. Traffic control required for an extended period of time due to the delay will be paid for according to Article 109.04.

When an extended traffic control adjustment is paid under this provision, an adjusted unit price as provided for in Article 701.20(a) for increase or decrease in the value of work by more than ten percent will not be paid.

Upon payment for a contract delay under this provision, the Contractor shall assign subrogation rights to the Department for the Department's efforts of recovery from any other party for monies paid by the Department as a result of any claim under this provision. The Contractor shall fully cooperate with the Department in its efforts to recover from another party any money paid to the Contractor for delay damages under this provision."

CONSTRUCTION AIR QUALITY – DIESEL RETROFIT (BDE)

Effective: June 1, 2010

Revised: November 1, 2014

The reduction of emissions of particulate matter (PM) for off-road equipment shall be accomplished by installing retrofit emission control devices. The term “equipment” refers to diesel fuel powered devices rated at 50 hp and above, to be used on the jobsite in excess of seven calendar days over the course of the construction period on the jobsite (including rental equipment).

Contractor and subcontractor diesel powered off-road equipment assigned to the contract shall be retrofitted using the phased in approach shown below. Equipment that is of a model year older than the year given for that equipment’s respective horsepower range shall be retrofitted:

Effective Dates	Horsepower Range	Model Year
June 1, 2010 ^{1/}	600-749	2002
	750 and up	2006
June 1, 2011 ^{2/}	100-299	2003
	300-599	2001
	600-749	2002
	750 and up	2006
June 1, 2012 ^{2/}	50-99	2004
	100-299	2003
	300-599	2001
	600-749	2002
	750 and up	2006

1/ Effective dates apply to Contractor diesel powered off-road equipment assigned to the contract.

2/ Effective dates apply to Contractor and subcontractor diesel powered off-road equipment assigned to the contract.

The retrofit emission control devices shall achieve a minimum PM emission reduction of 50 percent and shall be:

- a) Included on the U.S. Environmental Protection Agency (USEPA) *Verified Retrofit Technology List* (<http://www.epa.gov/cleandiesel/verification/verif-list.htm>), or verified by the California Air Resources Board (CARB) (<http://www.arb.ca.gov/diesel/verdev/vt/cvt.htm>); or
- b) Retrofitted with a non-verified diesel retrofit emission control device if verified retrofit emission control devices are not available for equipment proposed to be used on the project, and if the Contractor has obtained a performance certification from the retrofit

device manufacturer that the emission control device provides a minimum PM emission reduction of 50 percent.

Note: Large cranes (Crawler mounted cranes) which are responsible for critical lift operations are exempt from installing retrofit emission control devices if such devices adversely affect equipment operation.

Diesel powered off-road equipment with engine ratings of 50 hp and above, which are unable to be retrofitted with verified emission control devices or if performance certifications are not available which will achieve a minimum 50 percent PM reduction, may be granted a waiver by the Department if documentation is provided showing good faith efforts were made by the Contractor to retrofit the equipment.

Construction shall not proceed until the Contractor submits a certified list of the diesel powered off-road equipment that will be used, and as necessary, retrofitted with emission control devices. The list(s) shall include (1) the equipment number, type, make, Contractor/rental company name; and (2) the emission control devices make, model, USEPA or CARB verification number, or performance certification from the retrofit device manufacturer. Equipment reported as fitted with emissions control devices shall be made available to the Engineer for visual inspection of the device installation, prior to being used on the jobsite.

The Contractor shall submit an updated list of retrofitted off-road construction equipment as retrofitted equipment changes or comes on to the jobsite. The addition or deletion of any diesel powered equipment shall be included on the updated list.

If any diesel powered off-road equipment is found to be in non-compliance with any portion of this special provision, the Engineer will issue the Contractor a diesel retrofit deficiency deduction.

Any costs associated with retrofitting any diesel powered off-road equipment with emission control devices shall be considered as included in the contract unit prices bid for the various items of work involved and no additional compensation will be allowed. The Contractor's compliance with this notice and any associated regulations shall not be grounds for a claim.

Diesel Retrofit Deficiency Deduction

When the Engineer determines that a diesel retrofit deficiency exists, a daily monetary deduction will be imposed for each calendar day or fraction thereof the deficiency continues to exist. The calendar day(s) will begin when the time period for correction is exceeded and end with the Engineer's written acceptance of the correction. The daily monetary deduction will be \$1,000.00 for each deficiency identified.

The deficiency will be based on lack of diesel retrofit emissions control.

If a Contractor accumulates three diesel retrofit deficiency deductions for the same piece of equipment in a contract period, the Contractor will be shutdown until the deficiency is corrected.

Such a shutdown will not be grounds for any extension of the contract time, waiver of penalties, or be grounds for any claim.

80261

PERFORMANCE GRADED ASPHALT BINDER (BDE)

Effective: January 1, 2023

Revise Article 1032.05 of the Standard Specifications to read:

“1032.05 Performance Graded Asphalt Binder. These materials will be accepted according to the Bureau of Materials Policy Memorandum, “Performance Graded Asphalt Binder Qualification Procedure.” The Department will maintain a qualified producer list. These materials shall be free from water and shall not foam when heated to any temperature below the actual flash point. Air blown asphalt, recycle engine oil bottoms (ReOB), and polyphosphoric acid (PPA) modification shall not be used.

When requested, producers shall provide the Engineer with viscosity/temperature relationships for the performance graded asphalt binders delivered and incorporated in the work.

- (a) Performance Graded (PG) Asphalt Binder. The asphalt binder shall meet the requirements of AASHTO M 320, Table 1 “Standard Specification for Performance Graded Asphalt Binder” for the grade shown on the plans and the following.

Test	Parameter
Small Strain Parameter (AASHTO PP 113) BBR, ΔT_c , 40 hrs PAV (40 hrs continuous or 2 PAV at 20 hrs)	-5 °C min.

- (b) Modified Performance Graded (PG) Asphalt Binder. The asphalt binder shall meet the requirements of AASHTO M 320, Table 1 “Standard Specification for Performance Graded Asphalt Binder” for the grade shown on the plans.

Asphalt binder modification shall be performed at the source, as defined in the Bureau of Materials Policy Memorandum, “Performance Graded Asphalt Binder Qualification Procedure.”

Modified asphalt binder shall be safe to handle at asphalt binder production and storage temperatures or HMA construction temperatures. Safety Data Sheets (SDS) shall be provided for all asphalt modifiers.

- (1) Polymer Modification (SB/SBS or SBR). Elastomers shall be added to the base asphalt binder to achieve the specified performance grade and shall be either a styrene-butadiene diblock, triblock copolymer without oil extension, or a styrene-butadiene rubber. The polymer modified asphalt binder shall be smooth, homogeneous, and be according to the requirements shown in Table 1 or 2 for the grade shown on the plans.

Table 1 - Requirements for Styrene-Butadiene Copolymer (SB/SBS) Modified Asphalt Binders		
Test	Asphalt Grade SB/SBS PG 64-28 SB/SBS PG 70-22	Asphalt Grade SB/SBS PG 64-34 SB/SBS PG 70-28 SB/SBS PG 76-22 SB/SBS PG 76-28
Separation of Polymer ITP, "Separation of Polymer from Asphalt Binder" Difference in °F (°C) of the softening point between top and bottom portions	4 (2) max.	4 (2) max.
TESTS ON RESIDUE FROM ROLLING THIN FILM OVEN TEST (AASHTO T 240)		
Elastic Recovery ASTM D 6084, Procedure A, 77 °F (25 °C), 100 mm elongation, %	60 min.	70 min.

Table 2 - Requirements for Styrene-Butadiene Rubber (SBR) Modified Asphalt Binders		
Test	Asphalt Grade SBR PG 64-28 SBR PG 70-22	Asphalt Grade SB/SBS PG 64-34 SB/SBS PG 70-28 SBR PG 76-22 SBR PG 76-28
Separation of Polymer ITP, "Separation of Polymer from Asphalt Binder" Difference in °F (°C) of the softening point between top and bottom portions	4 (2) max.	4 (2) max.
Toughness ASTM D 5801, 77 °F (25 °C), 20 in./min. (500 mm/min.), in.-lbs (N-m)	110 (12.5) min.	110 (12.5) min.
Tenacity ASTM D 5801, 77 °F (25 °C), 20 in./min. (500 mm/min.), in.-lbs (N-m)	75 (8.5) min.	75 (8.5) min.
TESTS ON RESIDUE FROM ROLLING THIN FILM OVEN TEST (AASHTO T 240)		
Elastic Recovery ASTM D 6084, Procedure A, 77 °F (25 °C), 100 mm elongation, %	40 min.	50 min.

- (2) Ground Tire Rubber (GTR) Modification. GTR modification is the addition of recycled ground tire rubber to liquid asphalt binder to achieve the specified performance grade. GTR shall be produced from processing automobile and/or truck tires by the ambient

grinding method or micronizing through a cryogenic process. GTR shall not exceed 1/16 in. (2 mm) in any dimension and shall not contain free metal particles, moisture that would cause foaming of the asphalt, or other foreign materials. A mineral powder (such as talc) meeting the requirements of AASHTO M 17 may be added, up to a maximum of four percent by weight of GTR to reduce sticking and caking of the GTR particles. When tested in accordance with Illinois Modified AASHTO T 27 “Standard Method of Test for Sieve Analysis of Fine and Coarse Aggregates” or AASHTO PP 74 “Standard Practice for Determination of Size and Shape of Glass Beads Used in Traffic Markings by Means of Computerized Optical Method”, a 50 g sample of the GTR shall conform to the following gradation requirements.

Sieve Size	Percent Passing
No. 16 (1.18 mm)	100
No. 30 (600 µm)	95 ± 5
No. 50 (300 µm)	> 20

GTR modified asphalt binder shall be tested for rotational viscosity according to AASHTO T 316 using spindle S27. GTR modified asphalt binder shall be tested for original dynamic shear and RTFO dynamic shear according to AASHTO T 315 using a gap of 2 mm.

The GTR modified asphalt binder shall meet the requirements of Table 3.

Table 3 - Requirements for Ground Tire Rubber (GTR) Modified Asphalt Binders		
Test	Asphalt Grade GTR PG 64-28 GTR PG 70-22	Asphalt Grade GTR PG 76-22 GTR PG 76-28 GTR PG 70-28
TESTS ON RESIDUE FROM ROLLING THIN FILM OVEN TEST (AASHTO T 240)		
Elastic Recovery ASTM D 6084, Procedure A, 77 °F (25 °C), 100 mm elongation, %	60 min.	70 min.

- (3) **Softener Modification (SM).** Softener modification is the addition of organic compounds, such as engineered flux, bio-oil blends, modified vegetable oils, glycol amines, and fatty acid derivatives, to the base asphalt binder to achieve the specified performance grade. Softeners shall be dissolved, dispersed, or reacted in the asphalt binder to enhance its performance and shall remain compatible with the asphalt binder with no separation. Softeners shall not be added to modified PG asphalt binder as defined in Articles 1032.05(b)(1) or 1032.05(b)(2).

An Attenuated Total Reflectance-Fourier Transform Infrared spectrum (ATR-FTIR) shall be collected for both the softening compound as well as the softener modified

asphalt binder at the dose intended for qualification. The ATR-FTIR spectra shall be collected on unaged softener modified binder, 20-hour Pressurized Aging Vessel (PAV) aged softener modified binder, and 40-hour PAV aged softener modified binder. The ATR-FTIR shall be collected in accordance with Illinois Test Procedure 601. The electronic files spectral files (in one of the following extensions or equivalent: *.SPA, *.SPG, *.IRD, *.IFG, *.CSV, *.SP, *.IRS, *.GAML, *.0-9], *.IGM, *.ABS, *.DRT, *.SBM, *.RAS) shall be submitted to the Central Bureau of Materials.

Softener modified asphalt binders shall meet the requirements in Table 4.

Test	Asphalt Grade	
	SM PG 46-28	SM PG 46-34
	SM PG 52-28	SM PG 52-34
	SM PG 58-22	SM PG 58-28
	SM PG 64-22	
Small Strain Parameter (AASHTO PP 113) BBR, ΔT_c , 40 hrs PAV (40 hrs continuous or 2 PAV at 20 hrs)	-5°C min.	
Large Strain Parameter (Illinois Modified AASHTO T 391) DSR/LAS Fatigue Property, $\Delta G^* _{peak}$, 40 hrs PAV (40 hrs continuous or 2 PAV at 20 hrs)	≥ 54 %	

The following grades may be specified as tack coats.

Asphalt Grade	Use
PG 58-22, PG 58-28, PG 64-22	Tack Coat"

Revise Article 1031.06(c)(1) and 1031.06(c)(2) of the Standard Specifications to read:

“(1) RAP/RAS. When RAP is used alone or RAP is used in conjunction with RAS, the percentage of virgin ABR shall not exceed the amounts listed in the following table.

Ndesign	Binder	Surface	Polymer Modified Binder or Surface ^{3/}
30	30	30	10
50	25	15	10
70	15	10	10
90	10	10	10

1/ For Low ESAL HMA shoulder and stabilized subbase, the RAP/RAS ABR shall not exceed 50 percent of the mixture.

- 2/ When RAP/RAS ABR exceeds 20 percent, the high and low virgin asphalt binder grades shall each be reduced by one grade (i.e. 25 percent ABR would require a virgin asphalt binder grade of PG 64-22 to be reduced to a PG 58-28).
 - 3/ The maximum ABR percentages for ground tire rubber (GTR) modified mixes shall be equivalent to the percentages specified for SBS/SBR polymer modified mixes.
- (2) FRAP/RAS. When FRAP is used alone or FRAP is used in conjunction with RAS, the percentage of virgin asphalt binder replacement shall not exceed the amounts listed in the following table.

HMA Mixtures - FRAP/RAS Maximum ABR % ^{1/2/}			
Ndesign	Binder	Surface	Polymer Modified Binder or Surface ^{3/}
30	55	45	15
50	45	40	15
70	45	35	15
90	45	35	15
SMA	--	--	25
IL-4.75	--	--	35

- 1/ For Low ESAL HMA shoulder and stabilized subbase, the FRAP/RAS ABR shall not exceed 50 percent of the mixture.
- 2/ When FRAP/RAS ABR exceeds 20 percent for all mixes, the high and low virgin asphalt binder grades shall each be reduced by one grade (i.e. 25 percent ABR would require a virgin asphalt binder grade of PG 64-22 to be reduced to a PG 58-28).
- 3/ The maximum ABR percentages for GTR modified mixes shall be equivalent to the percentages specified for SBS/SBR polymer modified mixes.”

Add the following to the end of Note 2 of Article 1030.03 of the Standard Specifications.

“A dedicated storage tank for the ground tire rubber (GTR) modified asphalt binder shall be provided. This tank shall be capable of providing continuous mechanical mixing throughout and/or recirculation of the asphalt binder to provide a uniform mixture. The tank shall be heated and capable of maintaining the temperature of the asphalt binder at 300 °F to 350 °F (149 °C to 177 °C). The asphalt binder metering systems of dryer drum plants shall be calibrated with the actual GTR modified asphalt binder material with an accuracy of ±0.40 percent.”

SUBCONTRACTOR MOBILIZATION PAYMENTS (BDE)

Effective: November 2, 2017

Revised: April 1, 2019

Replace the second paragraph of Article 109.12 of the Standard Specifications with the following:

“This mobilization payment shall be made at least seven days prior to the subcontractor starting work. The amount paid shall be at the following percentage of the amount of the subcontract reported on form BC 260A submitted for the approval of the subcontractor’s work.

Value of Subcontract Reported on Form BC 260A	Mobilization Percentage
Less than \$10,000	25%
\$10,000 to less than \$20,000	20%
\$20,000 to less than \$40,000	18%
\$40,000 to less than \$60,000	16%
\$60,000 to less than \$80,000	14%
\$80,000 to less than \$100,000	12%
\$100,000 to less than \$250,000	10%
\$250,000 to less than \$500,000	9%
\$500,000 to \$750,000	8%
Over \$750,000	7%

VEHICLE AND EQUIPMENT WARNING LIGHTS (BDE)

Effective: November 1, 2021

Revised: November 1, 2022

Add the following paragraph after the first paragraph of Article 701.08 of the Standard Specifications:

“The Contractor shall equip all vehicles and equipment with high-intensity oscillating, rotating, or flashing, amber or amber-and-white, warning lights which are visible from all directions. In accordance with 625 ILCS 5/12-215, the lights may only be in operation while the vehicle or equipment is engaged in construction operations.”

80439

WORK ZONE TRAFFIC CONTROL DEVICES (BDE)

Effective: March 2, 2020

Add the following to Article 701.03 of the Standard Specifications:

“(q) Temporary Sign Supports1106.02”

Revise the third paragraph of Article 701.14 of the Standard Specifications to read:

“For temporary sign supports, the Contractor shall provide a FHWA eligibility letter for each device used on the contract. The letter shall provide information for the set-up and use of the device as well as a detailed drawing of the device. The signs shall be supported within 20 degrees of vertical. Weights used to stabilize signs shall be attached to the sign support per the manufacturer’s specifications.”

Revise the first paragraph of Article 701.15 of the Standard Specifications to read:

“**701.15 Traffic Control Devices.** For devices that must meet crashworthiness standards, the Contractor shall provide a manufacturer’s self-certification or a FHWA eligibility letter for each Category 1 device and a FHWA eligibility letter for each Category 2 and Category 3 device used on the contract. The self-certification or letter shall provide information for the set-up and use of the device as well as a detailed drawing of the device.”

Revise the first six paragraphs of Article 1106.02 of the Standard Specifications to read:

“**1106.02 Devices.** Work zone traffic control devices and combinations of devices shall meet crashworthiness standards for their respective categories. The categories are as follows.

Category 1 includes small, lightweight, channelizing and delineating devices that have been in common use for many years and are known to be crashworthy by crash testing of similar devices or years of demonstrable safe performance. These include cones, tubular markers, plastic drums, and delineators, with no attachments (e.g. lights). Category 1 devices manufactured after December 31, 2019 shall be MASH-16 compliant. Category 1 devices manufactured on or before December 31, 2019, and compliant with NCHRP 350 or MASH 2009, may be used on contracts let before December 31, 2024.

Category 2 includes devices that are not expected to produce significant vehicular velocity change but may otherwise be hazardous. These include vertical panels with lights, barricades, temporary sign supports, and Category 1 devices with attachments (e.g. drums with lights). Category 2 devices manufactured after December 31, 2019 shall be MASH-16 compliant. Category 2 devices manufactured on or before December 31, 2019, and compliant with NCHRP 350 or MASH 2009, may be used on contracts let before December 31, 2024.

Category 3 includes devices that are expected to cause significant velocity changes or other potentially harmful reactions to impacting vehicles. These include crash cushions (impact

attenuators), truck mounted attenuators, and other devices not meeting the definitions of Category 1 or 2. Category 3 devices manufactured after December 31, 2019 shall be MASH-16 compliant. Category 3 devices manufactured on or before December 31, 2019, and compliant with NCHRP 350 or MASH 2009, may be used on contracts let before December 31, 2029. Category 3 devices shall be crash tested for Test Level 3 or the test level specified.

Category 4 includes portable or trailer-mounted devices such as arrow boards, changeable message signs, temporary traffic signals, and area lighting supports. It is preferable for Category 4 devices manufactured after December 31, 2019 to be MASH-16 compliant; however, there are currently no crash tested devices in this category, so it remains exempt from the NCHRP 350 or MASH compliance requirement.

For each type of device, when no more than one MASH-16 compliant is available, an NCHRP 350 or MASH-2009 compliant device may be used, even if manufactured after December 31, 2019.”

Revise Articles 1106.02(g), 1106.02(k), and 1106.02(l) to read:

“(g) Truck Mounted/Trailer Mounted Attenuators. The attenuator shall be approved for use at Test Level 3. Test Level 2 may be used for normal posted speeds less than or equal to 45 mph.

(k) Temporary Water Filled Barrier. The water filled barrier shall be a lightweight plastic shell designed to accept water ballast and be on the Department’s qualified product list.

Shop drawings shall be furnished by the manufacturer and shall indicate the deflection of the barrier as determined by acceptance testing; the configuration of the barrier in that test; and the vehicle weight, velocity, and angle of impact of the deflection test. The Engineer shall be provided one copy of the shop drawings.

(l) Movable Traffic Barrier. The movable traffic barrier shall be on the Department’s qualified product list.

Shop drawings shall be furnished by the manufacturer and shall indicate the deflection of the barrier as determined by acceptance testing; the configuration of the barrier in that test; and the vehicle weight, velocity, and angle of impact of the deflection test. The Engineer shall be provided one copy of the shop drawings. The barrier shall be capable of being moved on and off the roadway on a daily basis.”

HOT-MIX ASPHALT MIXTURE REQUIREMENTS	
MIXTURE TYPE	AIR VOIDS @ Ndes
PAVEMENT RESURFACING	
HMA SURFACE COURSE, MIX D, IL-9.5, N50	4% @ 50 Gyration
HMA BINDER COURSE, IL-19.0, N50	4% @ 50 Gyration
LEVELING BINDER (MACHINE METHOD), N50	4% @ 50 Gyration
DRIVEWAYS	
HMA SURFACE COURSE, MIX D, IL-9.5 N 50; 3"	4% @ 50 Gyration
PATCHING	
CLASS D PATCHES (HMA BINDER COURSE, IL-19.0, N50)	4% @ 70 Gyration

THE UNIT WEIGHT USED TO CALCULATE ALL HMA SURFACE MIXTURE QUANTITIES IS 112 LBS/SQ YD/IN.

THE "AC TYPE" FOR POLYMERIZED HMA MIXES SHALL BE "SBS/SBR PG 76-22" AND FOR NON-POLYMERIZED HMA THE "AC TYPE" SHALL BE " PG 64-22" UNLESS MODIFIED BY DISTRICT ONE SPECIAL PROVISIONS.

FOR USE OF RECYCLED MATERIALS SEE SPECIAL PROVISIONS.

DuPage County Prevailing Wage Rates posted on 3/1/2023

Trade Title	Rg	Type	C	Base	Foreman	Overtime				H/W	Pension	Vac	Trng	Other Ins
						M-F	Sa	Su	Hol					
ASBESTOS ABT-GEN	All	ALL		47.40	48.40	1.5	1.5	2.0	2.0	17.05	15.21	0.00	0.90	
ASBESTOS ABT-MEC	All	BLD		39.60	42.77	1.5	1.5	2.0	2.0	14.77	13.59	0.00	0.86	
BOILERMAKER	All	BLD		53.66	58.48	2.0	2.0	2.0	2.0	6.97	23.69	0.00	2.67	
BRICK MASON	All	BLD		49.81	54.79	1.5	1.5	2.0	2.0	12.10	21.56	0.00	1.10	
CARPENTER	All	ALL		52.01	54.01	1.5	1.5	2.0	2.0	11.79	24.76	1.50	0.80	
CEMENT MASON	All	ALL		49.75	51.75	2.0	1.5	2.0	2.0	17.08	20.74	0.00	1.00	
CERAMIC TILE FINISHER	All	BLD		44.18	44.18	1.5	1.5	2.0	2.0	12.25	14.77	0.00	1.00	
CERAMIC TILE LAYER	All	BLD		51.44	55.44	1.5	1.5	2.0	2.0	12.25	18.48	0.00	1.08	
COMMUNICATION TECHNICIAN	All	BLD		35.92	38.72	1.5	1.5	2.0	2.0	13.60	24.04	3.20	0.83	
ELECTRIC PWR EQMT OP	All	ALL		47.56	64.89	1.5	1.5	2.0	2.0	7.00	13.32	0.00	1.19	1.43
ELECTRIC PWR GRNDMAN	All	ALL		36.53	64.89	1.5	1.5	2.0	2.0	7.00	10.23	0.00	0.92	1.10
ELECTRIC PWR LINEMAN	All	ALL		57.17	64.89	1.5	1.5	2.0	2.0	7.00	16.01	0.00	1.43	1.72
ELECTRIC PWR TRK DRV	All	ALL		37.86	64.89	1.5	1.5	2.0	2.0	7.00	10.61	0.00	0.95	1.14
ELECTRICIAN	All	BLD		43.08	47.33	1.5	1.5	2.0	2.0	13.60	27.57	7.13	1.20	
ELEVATOR CONSTRUCTOR	All	BLD		62.47	70.28	2.0	2.0	2.0	2.0	16.03	20.21	5.00	0.65	
FENCE ERECTOR	NE	ALL		46.89	48.89	1.5	1.5	2.0	2.0	13.68	17.42	0.00	0.75	
FENCE ERECTOR	W	ALL		48.83	52.74	2.0	2.0	2.0	2.0	13.31	25.25	0.00	1.28	
GLAZIER	All	BLD		48.75	50.25	1.5	2.0	2.0	2.0	15.19	24.43	0.00	1.70	
HEAT/FROST INSULATOR	All	BLD		52.80	55.97	1.5	1.5	2.0	2.0	14.77	16.76	0.00	0.86	
IRON WORKER	E	ALL		55.81	57.81	2.0	2.0	2.0	2.0	16.05	25.31	0.00	0.49	
IRON WORKER	W	ALL		48.83	52.74	2.0	2.0	2.0	2.0	13.31	25.25	0.00	1.28	
LABORER	All	ALL		47.40	48.15	1.5	1.5	2.0	2.0	17.05	15.21	0.00	0.90	
LATHER	All	ALL		52.01	54.01	1.5	1.5	2.0	2.0	11.79	24.76	1.50	0.80	
MACHINIST	All	BLD		53.18	57.18	1.5	1.5	2.0	2.0	9.93	8.95	1.85	1.47	
MARBLE FINISHER	All	ALL		38.00	51.41	1.5	1.5	2.0	2.0	12.10	19.60	0.00	0.60	
MARBLE SETTER	All	BLD		48.96	53.86	1.5	1.5	2.0	2.0	12.10	21.03	0.00	0.78	
MATERIAL TESTER I	All	ALL		37.40		1.5	1.5	2.0	2.0	17.05	15.21	0.00	0.90	
MATERIALS TESTER II	All	ALL		42.40		1.5	1.5	2.0	2.0	17.05	15.21	0.00	0.90	
MILLWRIGHT	All	ALL		52.01	54.01	1.5	1.5	2.0	2.0	11.79	24.76	1.50	0.80	
OPERATING ENGINEER	All	BLD	1	55.10	59.10	2.0	2.0	2.0	2.0	22.15	19.30	2.00	2.55	
OPERATING ENGINEER	All	BLD	2	53.80	59.10	2.0	2.0	2.0	2.0	22.15	19.30	2.00	2.55	

OPERATING ENGINEER	All	BLD	3	51.25	59.10	2.0	2.0	2.0	2.0	22.15	19.30	2.00	2.55	
OPERATING ENGINEER	All	BLD	4	49.50	59.10	2.0	2.0	2.0	2.0	22.15	19.30	2.00	2.55	
OPERATING ENGINEER	All	BLD	5	58.85	59.10	2.0	2.0	2.0	2.0	22.15	19.30	2.00	2.55	
OPERATING ENGINEER	All	BLD	6	56.10	59.10	2.0	2.0	2.0	2.0	22.15	19.30	2.00	2.55	
OPERATING ENGINEER	All	BLD	7	58.10	59.10	2.0	2.0	2.0	2.0	22.15	19.30	2.00	2.55	
OPERATING ENGINEER	All	FLT		41.00	41.00	1.5	1.5	2.0	2.0	20.90	17.85	2.00	2.15	
OPERATING ENGINEER	All	HWY	1	53.30	57.30	1.5	1.5	2.0	2.0	22.15	19.30	2.00	2.55	
OPERATING ENGINEER	All	HWY	2	52.75	57.30	1.5	1.5	2.0	2.0	22.15	19.30	2.00	2.55	
OPERATING ENGINEER	All	HWY	3	50.70	57.30	1.5	1.5	2.0	2.0	22.15	19.30	2.00	2.55	
OPERATING ENGINEER	All	HWY	4	49.30	57.30	1.5	1.5	2.0	2.0	22.15	19.30	2.00	2.55	
OPERATING ENGINEER	All	HWY	5	48.10	57.30	1.5	1.5	2.0	2.0	22.15	19.30	2.00	2.55	
OPERATING ENGINEER	All	HWY	6	56.30	57.30	1.5	1.5	2.0	2.0	22.15	19.30	2.00	2.55	
OPERATING ENGINEER	All	HWY	7	54.30	57.30	1.5	1.5	2.0	2.0	22.15	19.30	2.00	2.55	
ORNAMENTAL IRON WORKER	E	ALL		53.32	55.82	2.0	2.0	2.0	2.0	14.23	25.00	0.00	1.75	
ORNAMENTAL IRON WORKER	W	ALL		48.83	52.74	2.0	2.0	2.0	2.0	13.31	25.25	0.00	1.28	
PAINTER	All	ALL		50.30	52.30	1.5	1.5	1.5	2.0	19.73	4.15	0.00	1.55	
PAINTER - SIGNS	All	BLD		41.55	46.67	1.5	1.5	2.0	2.0	3.04	3.90	0.00	0.00	
PILEDRIVER	All	ALL		52.01	54.01	1.5	1.5	2.0	2.0	11.79	24.76	1.50	0.80	
PIPEFITTER	All	BLD		53.00	56.00	1.5	1.5	2.0	2.0	11.85	22.85	0.00	2.92	
PLASTERER	All	BLD		49.85	52.84	1.5	1.5	2.0	2.0	12.10	21.48	0.00	1.09	
PLUMBER	All	BLD		54.80	58.10	1.5	1.5	2.0	2.0	16.70	17.04	0.00	1.58	
ROOFER	All	BLD		48.00	53.00	1.5	1.5	2.0	2.0	11.83	15.26	0.00	0.99	
SHEETMETAL WORKER	All	BLD		53.33	56.00	1.5	1.5	2.0	2.0	11.85	19.43	0.00	1.59	2.54
SPRINKLER FITTER	All	BLD		54.55	57.30	1.5	1.5	2.0	2.0	14.20	18.70	0.00	0.75	
STEEL ERECTOR	E	ALL		55.81	57.81	2.0	2.0	2.0	2.0	16.05	25.31	0.00	0.49	
STEEL ERECTOR	W	ALL		48.83	52.74	2.0	2.0	2.0	2.0	13.31	25.25	0.00	1.28	
STONE MASON	All	BLD		49.81	54.79	1.5	1.5	2.0	2.0	12.10	21.56	0.00	1.10	
TERRAZZO FINISHER	All	BLD		45.57	45.57	1.5	1.5	2.0	2.0	12.25	17.14	0.00	1.03	
TERRAZZO MECHANIC	All	BLD		49.41	52.91	1.5	1.5	2.0	2.0	12.25	18.60	0.00	1.07	
TRAFFIC SAFETY WORKER I	All	HWY		39.30	40.90	1.5	1.5	2.0	2.0	9.65	9.10	0.00	0.10	
TRAFFIC SAFETY WORKER II	All	HWY		40.30	41.90	1.5	1.5	2.0	2.0	9.65	9.10	0.00	0.10	
TRUCK DRIVER	All	ALL	1	41.06	41.61	1.5	1.5	2.0	2.0	10.83	14.15	0.00	0.15	
TRUCK DRIVER	All	ALL	2	41.21	41.61	1.5	1.5	2.0	2.0	10.83	14.15	0.00	0.15	
TRUCK DRIVER	All	ALL	3	41.41	41.61	1.5	1.5	2.0	2.0	10.83	14.15	0.00	0.15	
TRUCK DRIVER	All	ALL	4	41.61	41.61	1.5	1.5	2.0	2.0	10.83	14.15	0.00	0.15	
TUCKPOINTER	All	BLD		49.53	50.53	1.5	1.5	2.0	2.0	9.04	21.06	0.00	1.07	

Legend

Rg Region

Type Trade Type - All,Highway,Building,Floating,Oil & Chip,Rivers

C Class

Base Base Wage Rate

OT M-F Unless otherwise noted, OT pay is required for any hour greater than 8 worked each day, Mon through Fri. The number listed is the multiple of the base wage.

OT Sa Overtime pay required for every hour worked on Saturdays

OT Su Overtime pay required for every hour worked on Sundays

OT Hol Overtime pay required for every hour worked on Holidays

H/W Health/Welfare benefit

Vac Vacation

Trng Training

Other Ins Employer hourly cost for any other type(s) of insurance provided for benefit of worker.

Explanations DUPAGE COUNTY

IRON WORKERS AND FENCE ERECTOR (WEST) - West of Route 53.

The following list is considered as those days for which holiday rates of wages for work performed apply: New Years Day, Memorial Day, Fourth of July, Labor Day, Thanksgiving Day, Christmas Day and Veterans Day in some classifications/counties. Generally, any of these holidays which fall on a Sunday is celebrated on the following Monday. This then makes work performed on that Monday payable at the appropriate overtime rate for holiday pay. Common practice in a given local may alter certain days of celebration. If in doubt, please check with IDOL.

EXPLANATION OF CLASSES

ASBESTOS - GENERAL - removal of asbestos material/mold and hazardous materials from any place in a building, including mechanical systems where those mechanical systems are to be removed. This includes the removal of asbestos materials/mold and hazardous materials from ductwork or pipes in a building when the building is to be demolished at the time or at some close future date.

ASBESTOS - MECHANICAL - removal of asbestos material from mechanical systems, such as pipes, ducts, and boilers, where the mechanical systems are to remain.

TRAFFIC SAFETY Worker I

Traffic Safety Worker I - work associated with the delivery, installation, pick-up and servicing of safety devices during periods of roadway construction, including such work as set-up and maintenance of barricades, barrier wall reflectors, drums, cones, delineators, signs, crash attenuators, glare screen and other such items, and the layout and application or removal of conflicting and/or temporary roadway markings utilized to control traffic in construction zones, as well as flagging for these operations.

TRAFFIC SAFETY WORKER II

Work associated with the installation and removal of permanent pavement markings and/or pavement markers including both installations performed by hand and installations performed by truck.

CERAMIC TILE FINISHER

The grouting, cleaning, and polishing of all classes of tile, whether for interior or exterior purposes, all burned, glazed or unglazed products; all composition materials, granite tiles, warning detectable tiles, cement tiles, epoxy composite materials, pavers, glass, mosaics, fiberglass, and all substitute materials, for tile made in tile-like units; all mixtures in tile like form of cement, metals, and other materials that are for and intended for use as a finished floor surface, stair treads, promenade roofs, walks, walls, ceilings, swimming pools, and all other places where tile is to form a finished interior or exterior. The mixing of all setting mortars including but not limited to thin-set mortars, epoxies, wall mud, and any other sand and cement mixtures or adhesives when used in the preparation, installation, repair, or maintenance of tile and/or similar materials. The handling and unloading of all sand, cement, lime, tile, fixtures, equipment, adhesives, or any other materials to be used in the preparation, installation, repair, or maintenance of tile and/or similar materials. Ceramic Tile Finishers shall fill all joints and voids regardless of method on all tile work, particularly and especially after installation of said tile work. Application of any and all protective coverings to all types of tile installations including, but not be limited to, all soap compounds, paper products, tapes, and all polyethylene coverings, plywood, masonite, cardboard, and any new type of products that may be used to protect tile installations, Blastrac equipment, and all floor scarifying equipment used in preparing floors to receive tile. The clean up and removal of all waste and materials. All demolition of existing tile floors and walls to be re-tiled.

COMMUNICATIONS TECHNICIAN

Low voltage installation, maintenance and removal of telecommunication facilities (voice, sound, data and video) including telephone and data inside wire, interconnect, terminal equipment, central offices, PABX, fiber optic cable and equipment, micro waves, V-SAT, bypass, CATV, WAN (wide area networks), LAN (local area networks), and ISDN (integrated system digital network), pulling of wire in raceways, but not the installation of raceways.

MARBLE FINISHER

Loading and unloading trucks, distribution of all materials (all stone, sand, etc.), stocking of floors with material, performing all rigging for heavy work, the handling of all material that may be needed for the installation of such materials, building of scaffolding, polishing if needed, patching, waxing of material if damaged, pointing up, caulking, grouting and cleaning of marble, holding water on diamond or Carborundum blade or saw for setters cutting, use of tub saw or any other saw needed for preparation of material, drilling of holes for wires that anchor material set by setters, mixing up of molding plaster for installation of material, mixing up thin set for the installation of material, mixing up of sand to cement for the installation of material and such other work as may be required in helping a Marble Setter in the handling of all material in the erection or installation of interior marble, slate, travertine, art marble, serpentine, alberene stone, blue stone, granite and other stones (meaning as to stone any foreign or domestic materials as are specified and used in building interiors and exteriors and customarily known as stone in the trade), carrara, sanionyx, vitrolite and similar opaque glass and the laying of all marble tile, terrazzo tile, slate tile and precast tile, steps, risers treads, base, or any other materials that may be used as substitutes for any of the aforementioned materials and which are used on interior and exterior which are installed in a similar manner.

MATERIAL TESTER I: Hand coring and drilling for testing of materials; field inspection of uncured concrete and asphalt.

MATERIAL TESTER II: Field inspection of welds, structural steel, fireproofing, masonry, soil, facade, reinforcing steel, formwork, cured concrete, and concrete and asphalt batch plants; adjusting proportions of bituminous mixtures.

OPERATING ENGINEER - BUILDING

Class 1. Asphalt Plant; Asphalt Spreader; Autograde; Backhoes with Caisson Attachment; Batch Plant; Benoto (requires Two Engineers); Boiler and Throttle Valve; Caisson Rigs; Central Redi-Mix Plant; Combination Back Hoe Front End-loader Machine; Compressor and Throttle Valve; Concrete Breaker (Truck Mounted); Concrete Conveyor; Concrete Conveyor (Truck Mounted); Concrete Paver Over 27E cu. ft; Concrete Paver 27E cu. ft. and Under; Concrete Placer; Concrete Placing Boom; Concrete Pump (Truck Mounted); Concrete Tower; Cranes, All; Cranes, Hammerhead; Cranes, (GCI and similar Type); Creter Crane; Spider Crane; Crusher, Stone, etc.; Derricks, All; Derricks, Traveling; Formless Curb and Gutter Machine; Grader, Elevating; Grouting Machines;

Heavy Duty Self-Propelled Transporter or Prime Mover; Highlift Shovels or Front Endloader 2-1/4 yd. and over; Hoists, Elevators, outside type rack and pinion and similar machines; Hoists, One, Two and Three Drum; Hoists, Two Tugger One Floor; Hydraulic Backhoes; Hydraulic Boom Trucks; Hydro Vac (and similar equipment); Locomotives, All; Motor Patrol; Lubrication Technician; Manipulators; Pile Drivers and Skid Rig; Post Hole Digger; Pre-Stress Machine; Pump Cretes Dual Ram; Pump Cretes: Squeeze Cretes-Screw Type Pumps; Gypsum Bulker and Pump; Raised and Blind Hole Drill; Roto Mill Grinder; Scoops - Tractor Drawn; Slip-Form Paver; Straddle Buggies; Operation of Tie Back Machine; Tournapull; Tractor with Boom and Side Boom; Trenching Machines.

Class 2. Boilers; Broom, All Power Propelled; Bulldozers; Concrete Mixer (Two Bag and Over); Conveyor, Portable; Forklift Trucks; Highlift Shovels or Front Endloaders under 2-1/4 yd.; Hoists, Automatic; Hoists, Inside Elevators; Hoists, Sewer Dragging Machine; Hoists, Tugger Single Drum; Laser Screed; Rock Drill (Self-Propelled); Rock Drill (Truck Mounted); Rollers, All; Steam Generators; Tractors, All; Tractor Drawn Vibratory Roller; Winch Trucks with "A" Frame.

Class 3. Air Compressor; Combination Small Equipment Operator; Generators; Heaters, Mechanical; Hoists, Inside Elevators (remodeling or renovation work); Hydraulic Power Units (Pile Driving, Extracting, and Drilling); Pumps, over 3" (1 to 3 not to exceed a total of 300 ft.); Low Boys; Pumps, Well Points; Welding Machines (2 through 5); Winches, 4 Small Electric Drill Winches.

Class 4. Bobcats and/or other Skid Steer Loaders; Oilers; and Brick Forklift.

Class 5. Assistant Craft Foreman.

Class 6. Gradall.

Class 7. Mechanics; Welders.

OPERATING ENGINEERS - HIGHWAY CONSTRUCTION

Class 1. Asphalt Plant; Asphalt Heater and Planer Combination; Asphalt Heater Scarfire; Asphalt Spreader; Autograder/GOMACO or other similar type machines; ABG Paver; Backhoes with Caisson Attachment; Ballast Regulator; Belt Loader; Caisson Rigs; Car Dumper; Central Redi-Mix Plant; Combination Backhoe Front Endloader Machine, (1 cu. yd. Backhoe Bucket or over or with attachments); Concrete Breaker (Truck Mounted); Concrete Conveyor; Concrete Paver over 27E cu. ft.; Concrete Placer; Concrete Tube Float; Cranes, all attachments; Cranes, Tower Cranes of all types: Creter Crane: Spider Crane; Crusher, Stone, etc.; Derricks, All; Derrick Boats; Derricks, Traveling; Dredges; Elevators, Outside type Rack & Pinion and Similar Machines; Formless Curb and Gutter Machine; Grader, Elevating; Grader, Motor Grader, Motor Patrol, Auto Patrol, Form Grader, Pull Grader, Subgrader; Guard Rail Post Driver Truck Mounted; Hoists, One, Two and Three Drum; Heavy Duty Self-Propelled Transporter or Prime Mover; Hydraulic Backhoes; Backhoes with shear attachments up to 40' of boom reach; Lubrication Technician; Manipulators; Mucking Machine; Pile Drivers and Skid Rig; Pre-Stress Machine; Pump Cretes Dual Ram; Rock Drill - Crawler or Skid Rig; Rock Drill - Truck Mounted; Rock/Track Tamper; Roto Mill Grinder; Slip-Form Paver; Snow Melters; Soil Test Drill Rig (Truck Mounted); Straddle Buggies; Hydraulic Telescoping Form (Tunnel); Operation of Tieback Machine; Tractor Drawn Belt Loader; Tractor Drawn Belt Loader (with attached pusher - two engineers); Tractor with Boom; Tractaire with Attachments; Traffic Barrier Transfer Machine; Trenching; Truck Mounted Concrete Pump with Boom; Raised or Blind Hole Drills (Tunnel Shaft); Underground Boring and/or Mining Machines 5 ft. in diameter and over tunnel, etc; Underground Boring and/or Mining Machines under 5 ft. in diameter; Wheel Excavator; Widener (APSCO).

Class 2. Batch Plant; Bituminous Mixer; Boiler and Throttle Valve; Bulldozers; Car Loader Trailing Conveyors; Combination Backhoe Front Endloader Machine (Less than 1 cu. yd. Backhoe Bucket or over or with attachments); Compressor and Throttle Valve; Compressor, Common Receiver (3); Concrete Breaker or Hydro Hammer; Concrete Grinding Machine; Concrete Mixer or Paver 75 Series to and including 27 cu. ft.; Concrete Spreader; Concrete Curing Machine, Burlap Machine, Belting Machine and Sealing Machine; Concrete Wheel Saw; Conveyor Muck Cars (Haglund or Similar Type); Drills, All; Finishing Machine - Concrete; Highlift Shovels or Front Endloader; Hoist - Sewer Dragging Machine; Hydraulic Boom Trucks (All Attachments); Hydro-Blaster; Hydro

Excavating (excluding hose work); Laser Screed; All Locomotives, Dinky; Off-Road Hauling Units (including articulating) Non Self-Loading Ejection Dump; Pump Cretes: Squeeze Cretes - Screw Type Pumps, Gypsum Bulker and Pump; Roller, Asphalt; Rotary Snow Plows; Rototiller, Seaman, etc., self-propelled; Self-Propelled Compactor; Spreader - Chip - Stone, etc.; Scraper - Single/Twin Engine/Push and Pull; Scraper - Prime Mover in Tandem (Regardless of Size); Tractors pulling attachments, Sheeps Foot, Disc, Compactor, etc.; Tug Boats.

Class 3. Boilers; Brooms, All Power Propelled; Cement Supply Tender; Compressor, Common Receiver (2); Concrete Mixer (Two Bag and Over); Conveyor, Portable; Farm-Type Tractors Used for Mowing, Seeding, etc.; Forklift Trucks; Grouting Machine; Hoists, Automatic; Hoists, All Elevators; Hoists, Tugger Single Drum; Jeep Diggers; Low Boys; Pipe Jacking Machines; Post-Hole Digger; Power Saw, Concrete Power Driven; Pug Mills; Rollers, other than Asphalt; Seed and Straw Blower; Steam Generators; Stump Machine; Winch Trucks with "A" Frame; Work Boats; Tamper-Form-Motor Driven.

Class 4. Air Compressor; Combination - Small Equipment Operator; Directional Boring Machine; Generators; Heaters, Mechanical; Hydraulic Power Unit (Pile Driving, Extracting, or Drilling); Light Plants, All (1 through 5); Pumps, over 3" (1 to 3 not to exceed a total of 300 ft.); Pumps, Well Points; Vacuum Trucks (excluding hose work); Welding Machines (2 through 5); Winches, 4 Small Electric Drill Winches.

Class 5. SkidSteer Loader (all); Brick Forklifts; Oilers.

Class 6. Field Mechanics and Field Welders

Class 7. Dowell Machine with Air Compressor; Gradall and machines of like nature.

OPERATING ENGINEER - FLOATING

Diver. Diver Wet Tender, Diver Tender, ROV Pilot, ROV Tender

TRUCK DRIVER - BUILDING, HEAVY AND HIGHWAY CONSTRUCTION

Class 1. Two or three Axle Trucks. A-frame Truck when used for transportation purposes; Air Compressors and Welding Machines, including those pulled by cars, pick-up trucks and tractors; Ambulances; Batch Gate Lockers; Batch Hopperman; Car and Truck Washers; Carry-alls; Fork Lifts and Hoisters; Helpers; Mechanics Helpers and Greasers; Oil Distributors 2-man operation; Pavement Breakers; Pole Trailer, up to 40 feet; Power Mower Tractors; Self-propelled Chip Spreader; Skipman; Slurry Trucks, 2-man operation; Slurry Truck Conveyor Operation, 2 or 3 man; Teamsters; Unskilled Dumpman; and Truck Drivers hauling warning lights, barricades, and portable toilets on the job site.

Class 2. Four axle trucks; Dump Crets and Adgetors under 7 yards; Dumpsters, Track Trucks, Euclids, Hug Bottom Dump Turnapulls or Turntrailers when pulling other than self-loading equipment or similar equipment under 16 cubic yards; Mixer Trucks under 7 yards; Ready-mix Plant Hopper Operator, and Winch Trucks, 2 Axles.

Class 3. Five axle trucks; Dump Crets and Adgetors 7 yards and over; Dumpsters, Track Trucks, Euclids, Hug Bottom Dump Turntrailers or turnapulls when pulling other than self-loading equipment or similar equipment over 16 cubic yards; Explosives and/or Fission Material Trucks; Mixer Trucks 7 yards or over; Mobile Cranes while in transit; Oil Distributors, 1-man operation; Pole Trailer, over 40 feet; Pole and Expandable Trailers hauling material over 50 feet long; Slurry trucks, 1-man operation; Winch trucks, 3 axles or more; Mechanic--Truck Welder and Truck Painter.

Class 4. Six axle trucks; Dual-purpose vehicles, such as mounted crane trucks with hoist and accessories; Foreman; Master Mechanic; Self-loading equipment like P.B. and trucks with scoops on the front.

TERRAZZO FINISHER

The handling of sand, cement, marble chips, and all other materials that may be used by the Mosaic Terrazzo Mechanic, and the

mixing, grinding, grouting, cleaning and sealing of all Marble, Mosaic, and Terrazzo work, floors, base, stairs, and wainscoting by hand or machine, and in addition, assisting and aiding Marble, Masonic, and Terrazzo Mechanics.

Other Classifications of Work:

For definitions of classifications not otherwise set out, the Department generally has on file such definitions which are available. If a task to be performed is not subject to one of the classifications of pay set out, the Department will upon being contacted state which neighboring county has such a classification and provide such rate, such rate being deemed to exist by reference in this document. If no neighboring county rate applies to the task, the Department shall undertake a special determination, such special determination being then deemed to have existed under this determination. If a project requires these, or any classification not listed, please contact IDOL at 217-782-1710 for wage rates or clarifications.

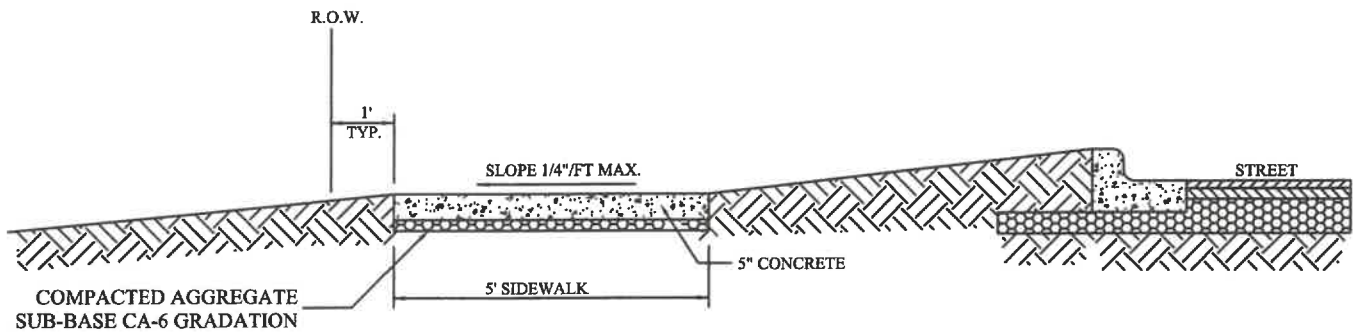
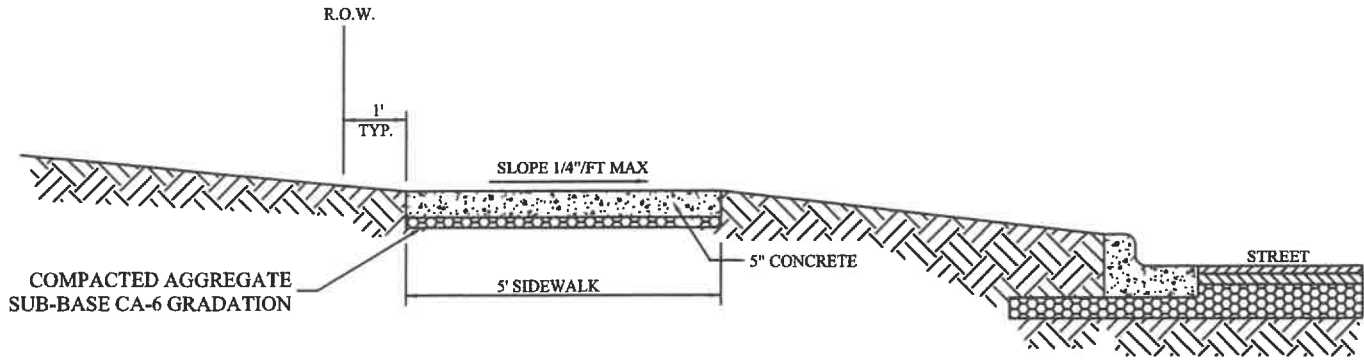
LANDSCAPING

Landscaping work falls under the existing classifications for laborer, operating engineer and truck driver. The work performed by landscape plantsman and landscape laborer is covered by the existing classification of laborer. The work performed by landscape operators (regardless of equipment used or its size) is covered by the classifications of operating engineer. The work performed by landscape truck drivers (regardless of size of truck driven) is covered by the classifications of truck driver.

MATERIAL TESTER & MATERIAL TESTER/INSPECTOR I AND II

Notwithstanding the difference in the classification title, the classification entitled "Material Tester I" involves the same job duties as the classification entitled "Material Tester/Inspector I". Likewise, the classification entitled "Material Tester II" involves the same job duties as the classification entitled "Material Tester/Inspector II".

VILLAGE OF LOMBARD STANDARD DETAILS



GENERAL NOTES:

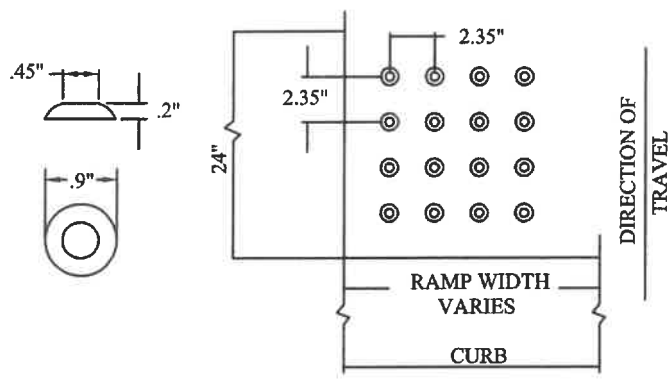
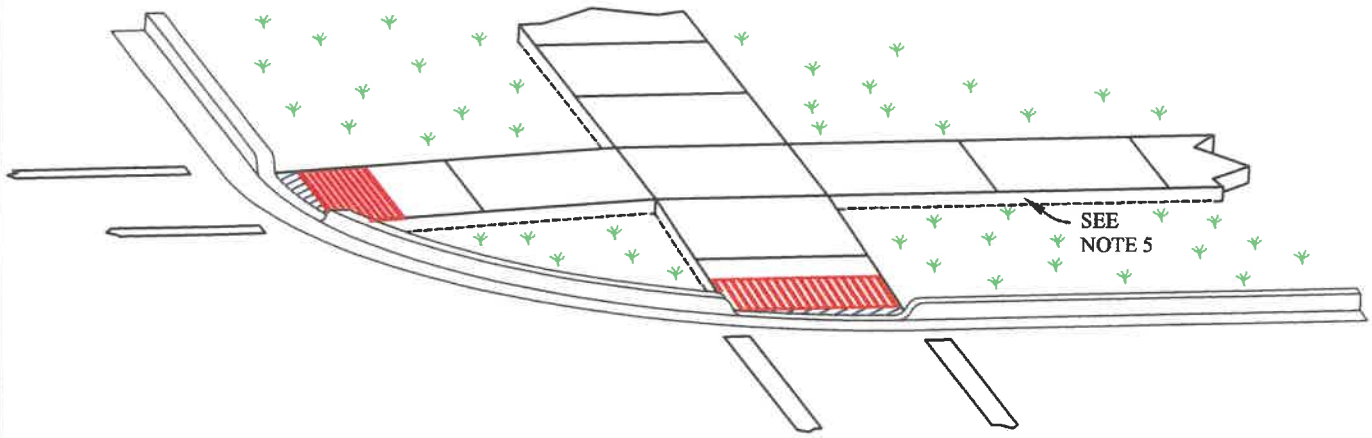
1. Concrete shall be Class Sl.
2. Minimum sidewalk thickness shall be five (5) inches.
3. Sidewalk thickness across driveways shall be six (6) inches minimum for residential driveways and eight (8) inches minimum for non-residential driveways.
4. Maximum longitudinal slope shall not exceed 6% (16:1).
5. Maximum transverse slope shall not exceed 2% (0.25" / FT).
6. A two (2) inch minimum aggregate sub-base (CA-6 Gradation) shall be provided.
7. Aggregate sub-base course shall be mechanically compacted.
8. All sidewalk shall be promptly backfilled and protected from damage.
9. Refer to Pavement Details 3a, 3b (ADA Sidewalk) and 4 (Sidewalk Construction)

REV.:	BBW	REV.:	3-17-21
REV.:	DRG	REV.:	2-05-15
DRAWN BY:	VJGL	DATE:	02-16-98

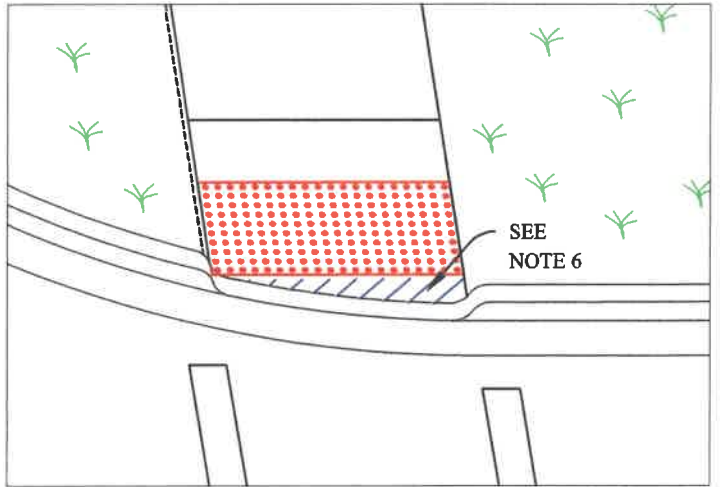
SIDEWALK

VILLAGE OF LOMBARD

PAVEMENT 2



**TRUNCATED DOME DETAIL
FOR PUBLIC RIGHT-OF-WAY**



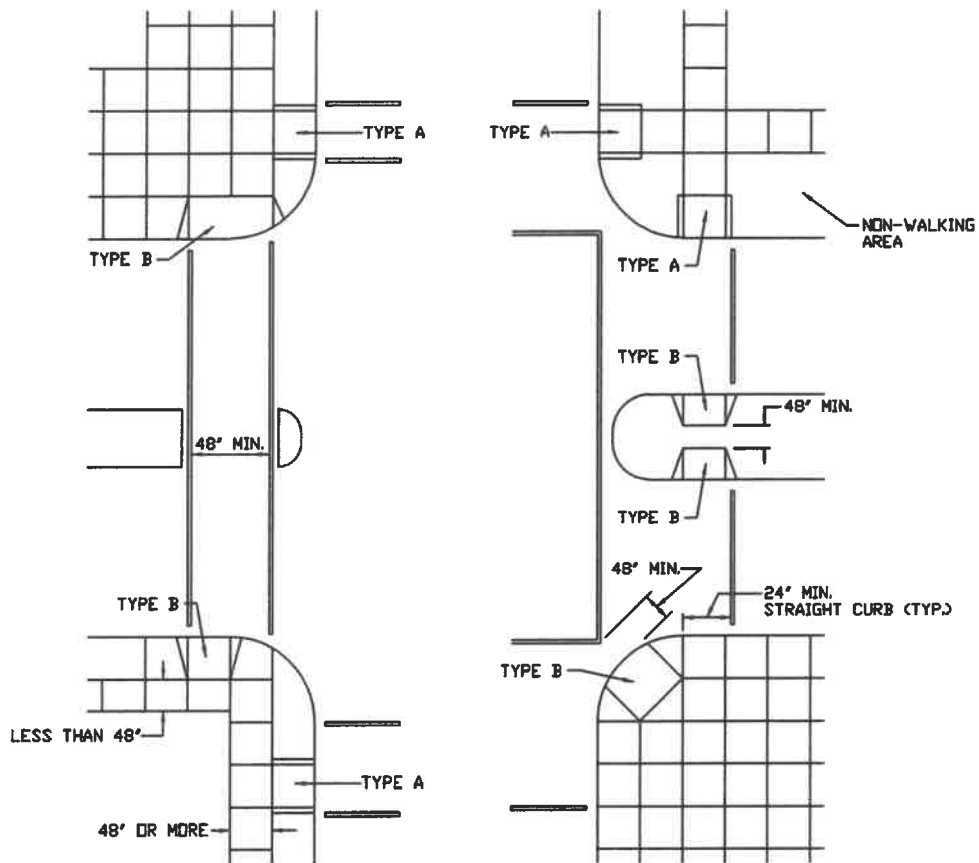
GENERAL NOTES:

1. Ramps shall be located as shown on the plans in alignment with normal sidewalk and/or crosswalk and shall have sufficient curb length at corner radius to prevent vehicular encroachment.
2. Curb ramps at marked crossings shall be wholly contained within the markings, excluding any flared sides.
3. The maximum slope of the side flare for type B ramps shall be 1:10. However if the width of the landing area between the top of the ramp and an obstruction is less than forty eight (48) inches the maximum slope shall be 1:12.
4. Ramps shall be constructed of P.C. Concrete in accordance with the IDOT "Standard Specifications for Road and Bridge Construction". Detectable warning surface shall be a two (2) foot by five (5) foot section consisting of truncated domes aligned in a square (parallel alignment) pattern. Detectable warnings shall be set back six (6) inches from the front of curb. Detectable warning ramps shall be a prefabricated system by Access Tile, ADA Solutions, TufTile or an approved substitution. The approved ramp color is Brick Red (FED 22144 / RAL 3016).
5. Thickness of ramps will be the same as the adjacent sidewalk with a minimum of five (5) inches. Thickness of sidewalks through residential driveways shall be a minimum of six (6) inches. Non-residential driveways shall be a minimum of eight (8) inches.
6. Unless the curb ramp is aligned perpendicular to the street radius, an area of special shaping must be provided at the bottom of the ramp. This area shall allow the grade break at the bottom of the ramp to be perpendicular to the ramp and shall provide a smooth transition to the gutter line for wheelchair access. No curb lip allowed in this area. Maximum cross slope shall be two (2) percent.

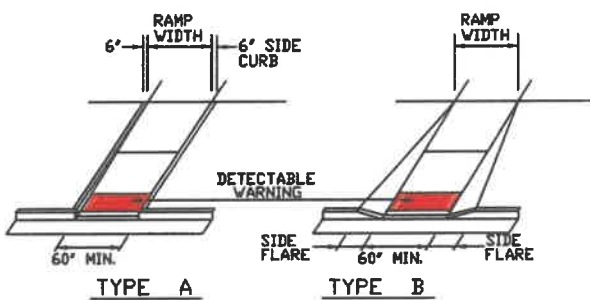
REV.:	BBW	REV.:	3-17-21
REV.:	AKL	REV.:	2-28-12
DRAWN BY:	VJGL	DATE:	02-16-98

**ADA SIDEWALK
RAMP**

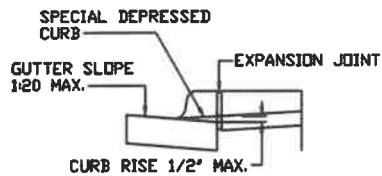
VILLAGE OF LOMBARD
PAVEMENT 3A



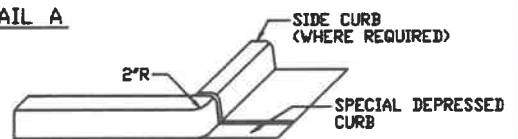
RECOMMENDED LOCATION OF RAMP



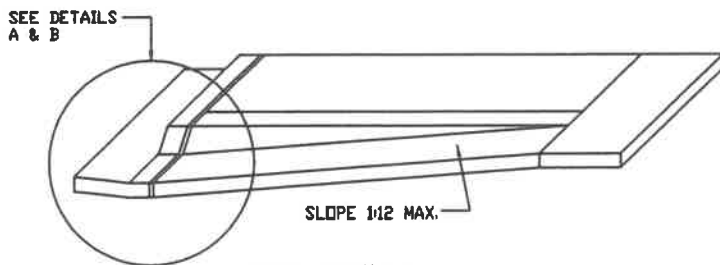
DETAILS OF RAMP



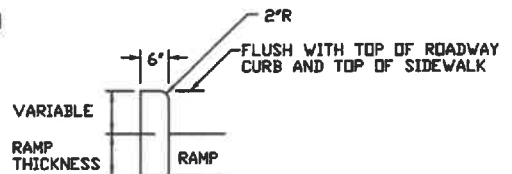
DETAIL A



DETAIL B



RAMP PROFILE



DETAIL OF SIDE CURB

(Side curb may be constructed monolithically with ramp.)

REV: KDH	REV: 2-28-2012
REV: ERB	REV: 1-10-05
DRAWN BY: VJGL	DATE: 2-16-98
H:\HOME\ADANG\DRAWINGS\DETAILS\CH400\PAVE-3B.DWG	

HANDICAPPED SIDEWALK RAMP (CONTINUED)

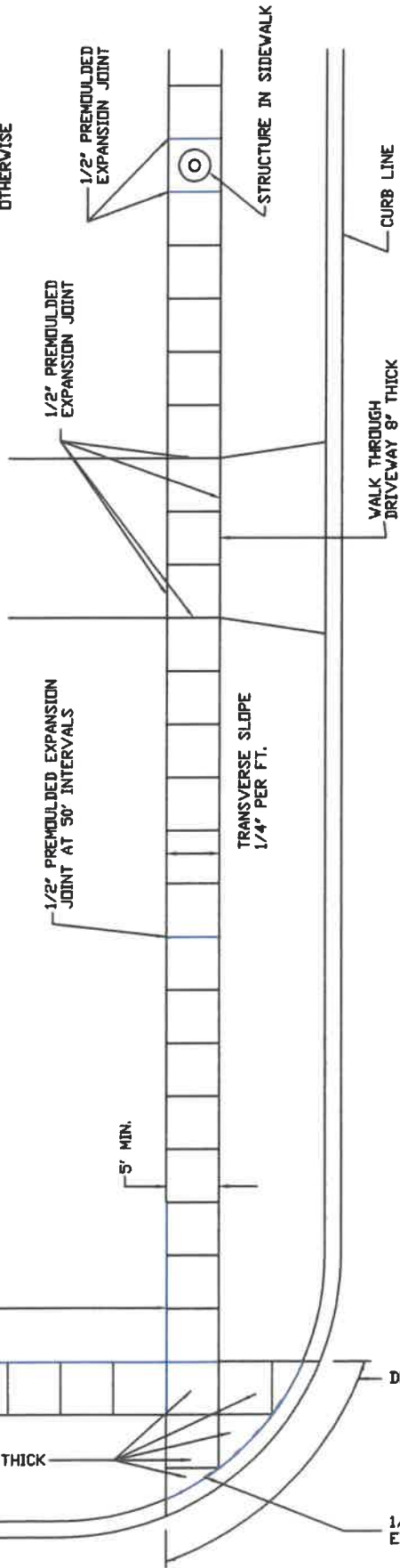
VILLAGE OF LOMBARD

PAVEMENT 3B

BUSINESS DISTRICT

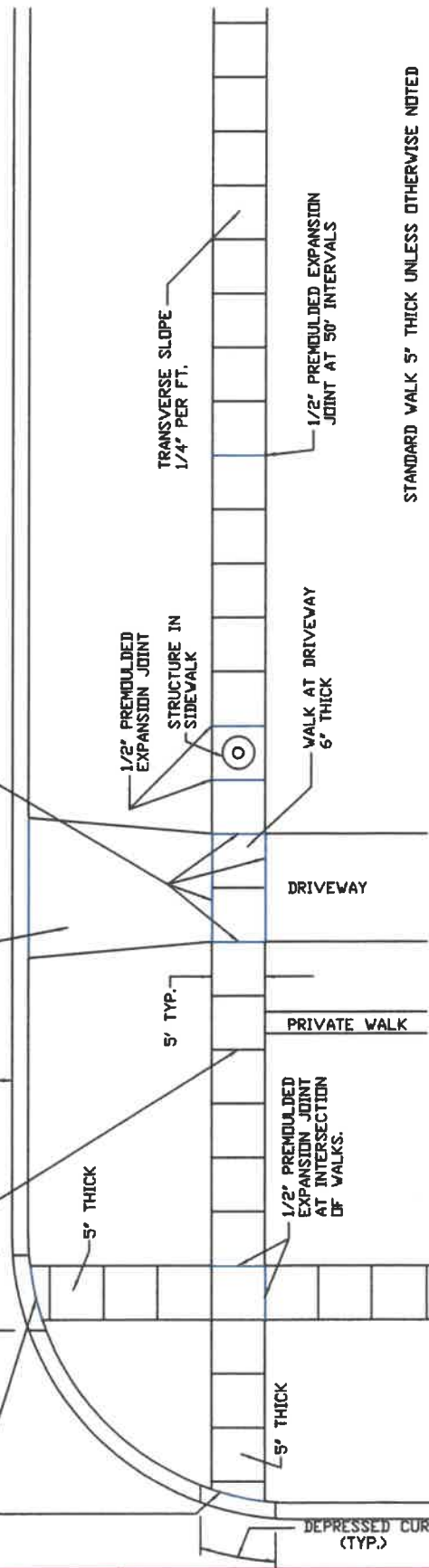
WHEN SIDEWALK IS PLACE UP TO FACE OF BUILDING, PROVIDE 1/2" PREMOULDED EXPANSION JOINT MATERIAL BETWEEN WALK AND BUILDING

STANDARD WALK
5" THICK
UNLESS NOTED
OTHERWISE



WHEN SIDEWALK IS PLACE UP TO FACE OF BUILDING, PROVIDE 1/2" PREMOULDED EXPANSION JOINT MATERIAL BETWEEN WALK AND BUILDING

STANDARD WALK
5" THICK
UNLESS NOTED
OTHERWISE



STANDARD WALK 5" THICK UNLESS OTHERWISE NOTED

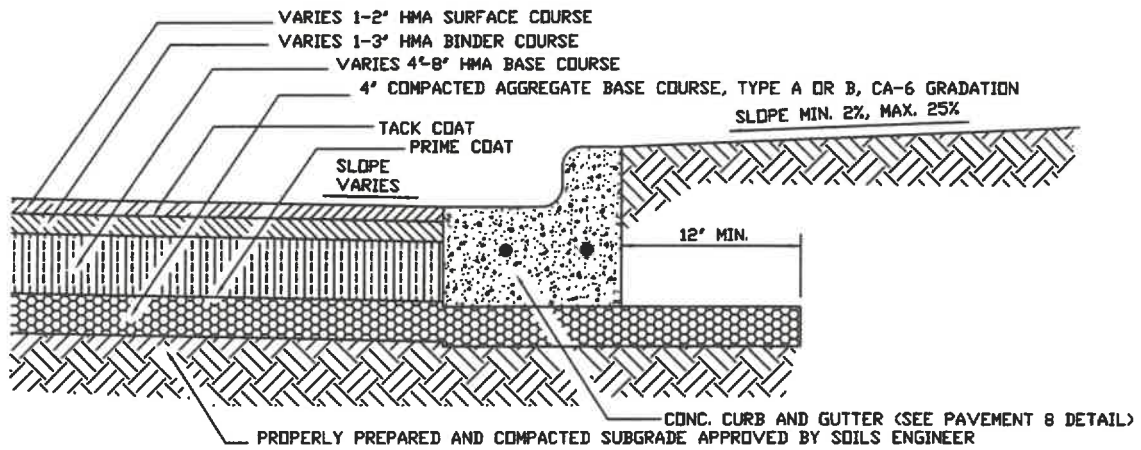
RESIDENTIAL AREA

REV.:		
REV.:	FRH	REV. 3-26-99
DRAWN BY:	VJGL	DATE: 2-16-98

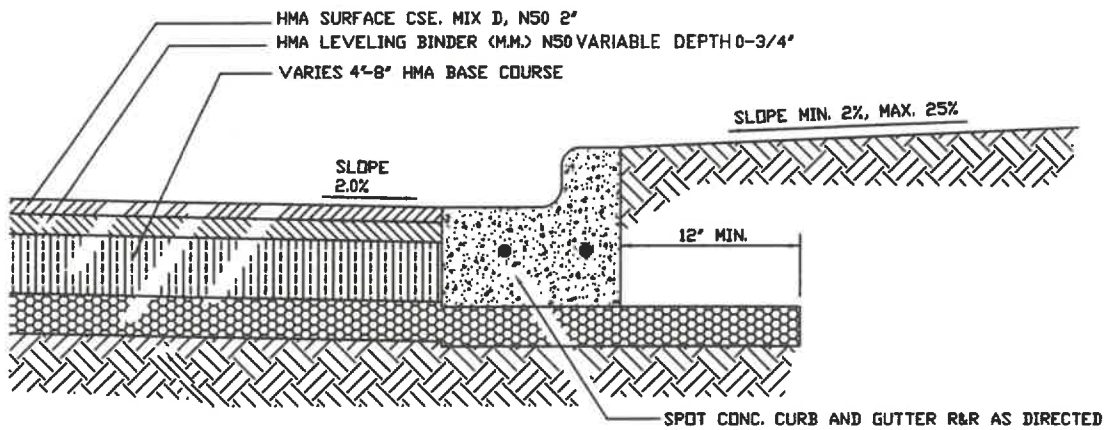
SIDEWALK CONSTRUCTION

VILLAGE OF LOMBARD
PAVEMENT 4

EXISTING X-SECTION



PROPOSED X-SECTION 2.5" GRIND/OVERLAY



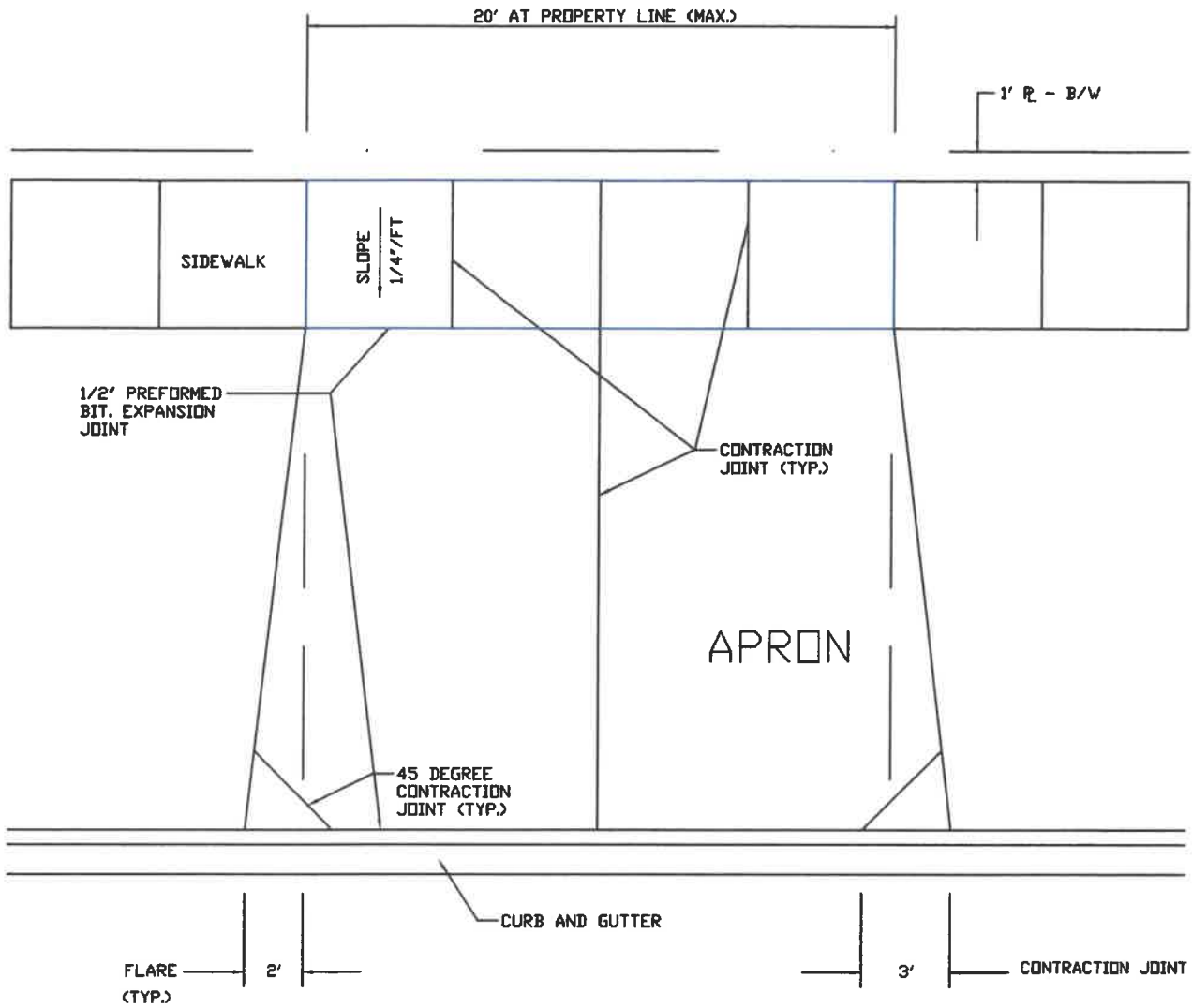
GENERAL NOTES:

REV.:	RAH	REV.:	3-23-16
REV.:	ERH	REV.:	8-15-01
DRAWN BY:	VJGL	DATE:	2-16-98
H:\HOME\ADANG\DRAWINGS\DETAILS\CH400\PAVE-5.DWG			

TYPICAL PAVEMENT
CROSS-SECTION

VILLAGE OF LOMBARD

PAVEMENT 5



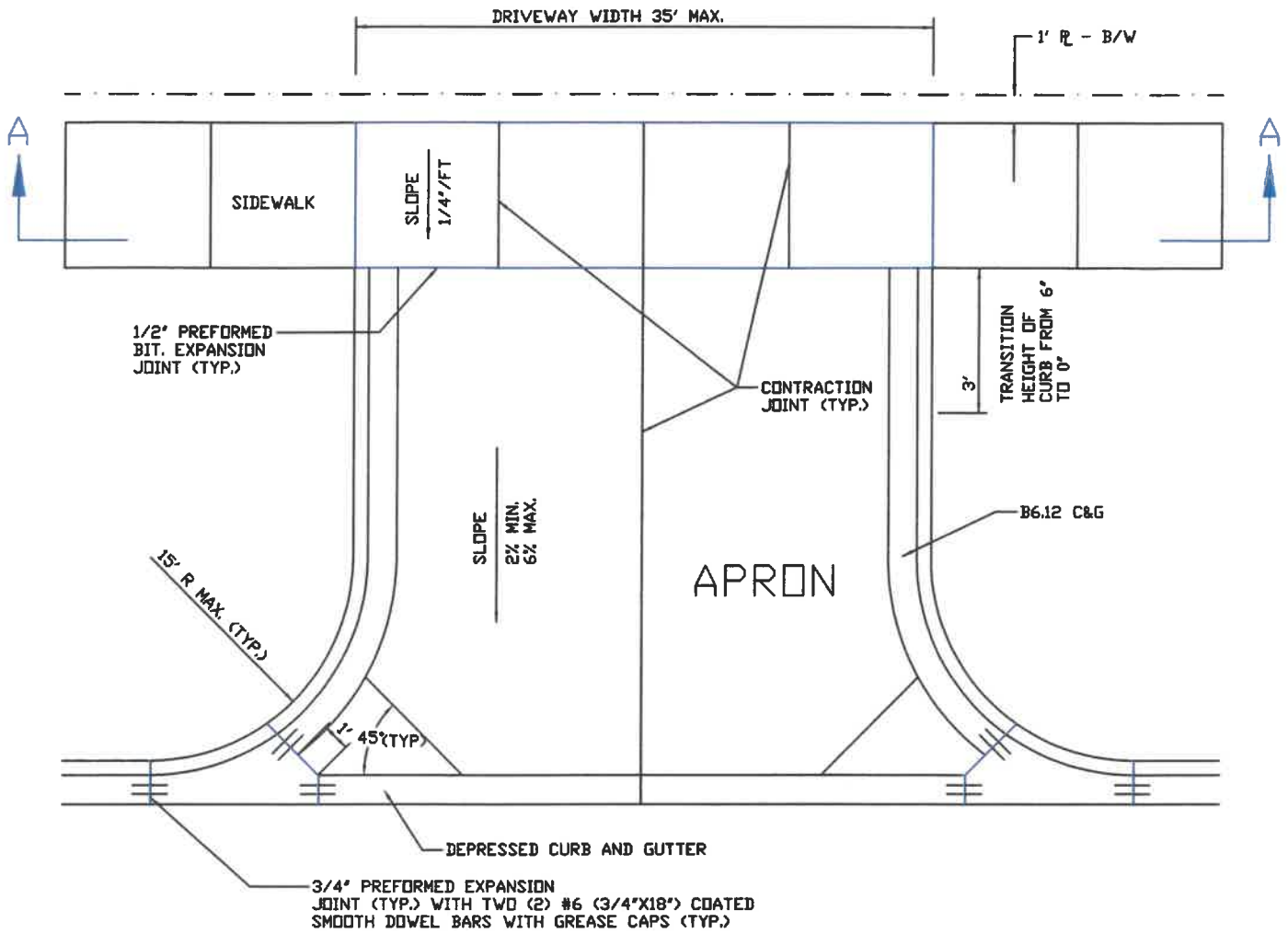
GENERAL NOTES:

1. APRONS SHALL NOT EXCEED 20 FEET IN WIDTH MEASURED AT THE RIGHT-OF-WAY LINE.
2. ALL AGGREGATE SUB-BASE SHALL BE MECHANICALLY COMPACTED.
3. MINIMUM THICKNESS FOR APRONS: 6" P.C. CONCRETE ON 2" COMPACTED AGGREGATE SUB-BASE (CA-6 GRADATION), OR 3" BITUMINOUS SURFACE ON 6" COMPACTED AGGREGATE SUB-BASE (CA-6 GRADATION).
4. SIDEWALK SHALL EXTEND THROUGH THE DRIVEWAY.
5. DRIVEWAYS SHALL HAVE A MINIMUM SLOPE OF 2% AND A MAXIMUM SLOPE OF 8%.
6. DRIVEWAY APRONS SHALL HAVE A MINIMUM SLOPE OF 2% AND A MAXIMUM SLOPE OF 8%.
7. PATCHES ARE NOT ALLOWED IN NEW APRONS.

REV.: TMT (TEG)	REV.: 01-15-20
REV.: ERH	REV.: 11-26-13
DRAWN BY: VJGL	DATE: 2-16-98

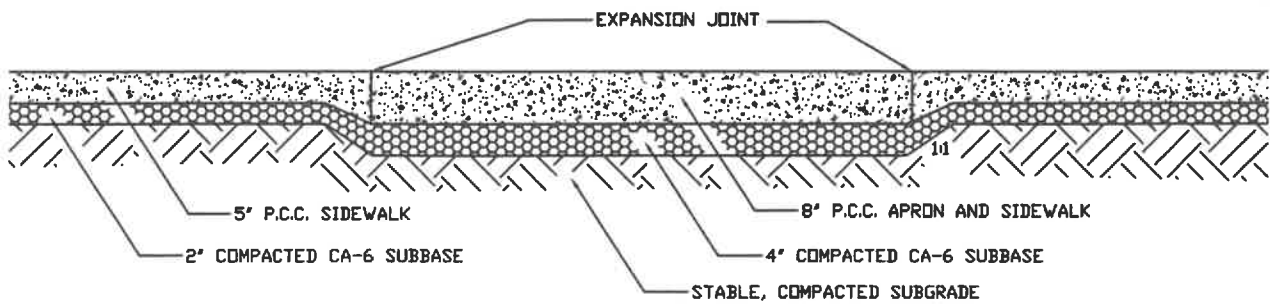
RESIDENTIAL
DRIVEWAY APRON

VILLAGE OF LOMBARD
PAVEMENT 6



NOTE:
ALL AGGREGATE SUBGRADE SHALL BE MECHANICALLY COMPACTED.

PLAN

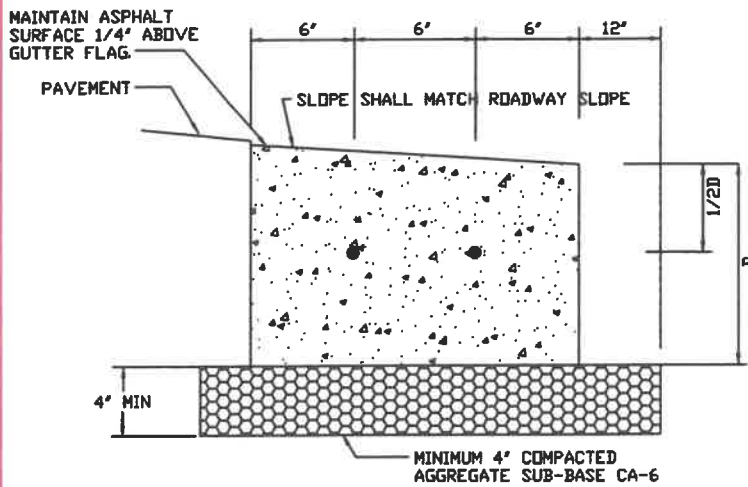


SECTION A-A

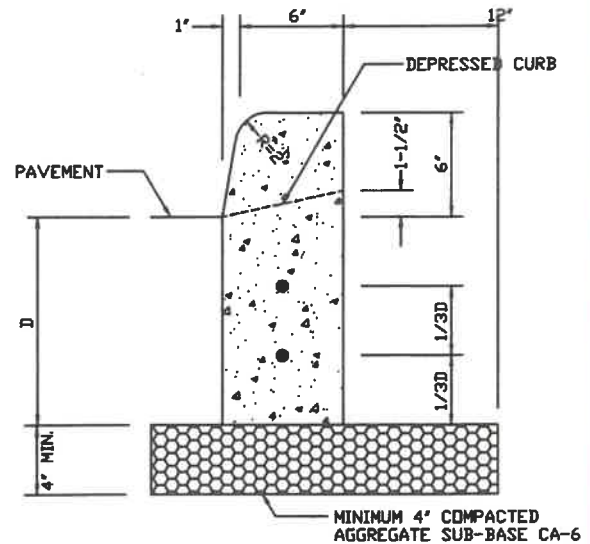
REV. TMT (TEG)	REV. 01-15-20
REV. DRG	REV. 10-07-15
DRAWN BY: VJGL	DATE: 2-16-98
H:\HOME\LADANG\DRAWINGS\DETAILS\CH400\PAVE-7.DWG	

COMMERCIAL
DRIVEWAY APRON

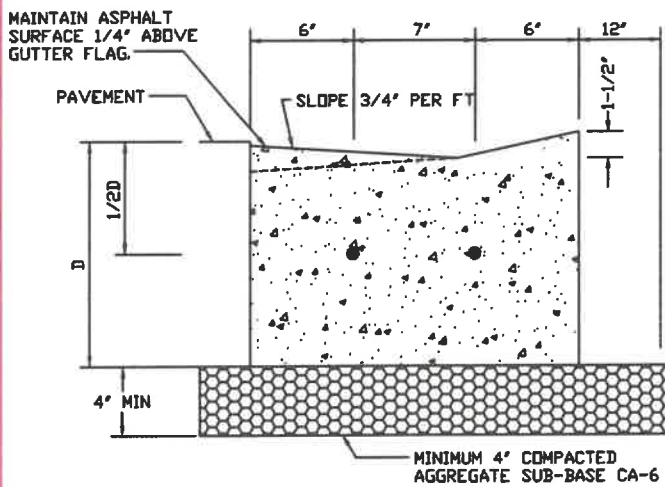
VILLAGE OF LOMBARD
PAVEMENT 7



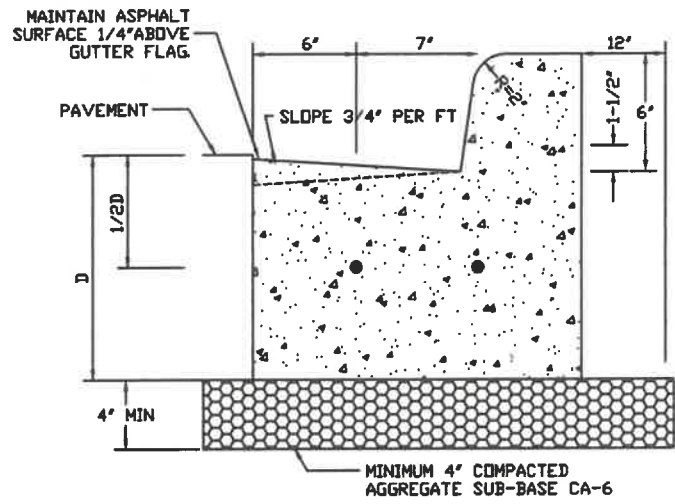
18" CONCRETE GUTTER



6" CONCRETE CURB TYPE B



DEPRESSED COMBINATION CURB & GUTTER



COMBINATION CURB & GUTTER

GENERAL NOTES:

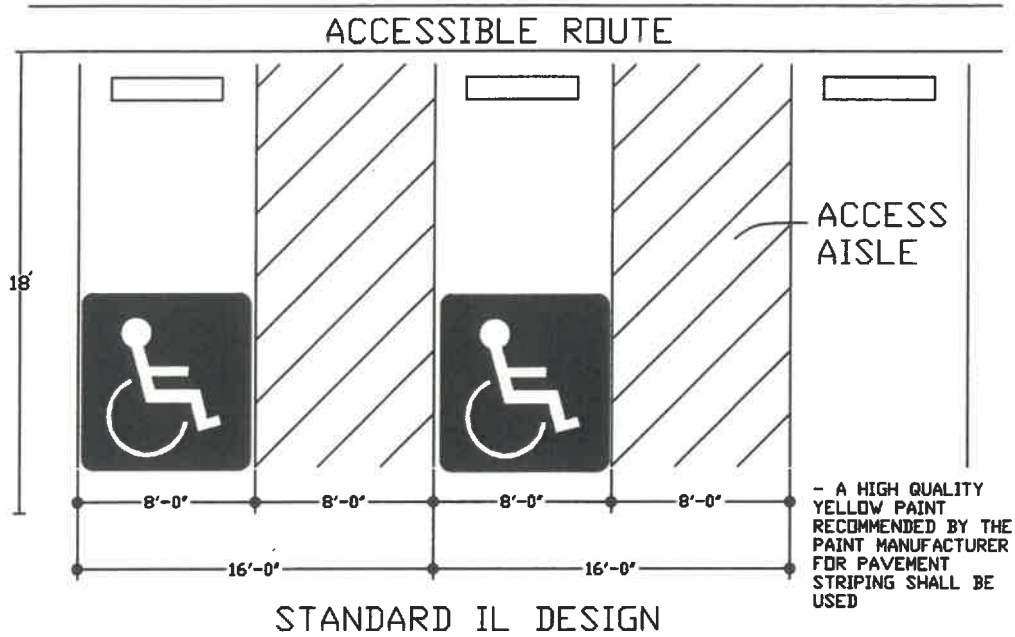
1. 3/4" PREFORMED BITUMINOUS EXPANSION JOINT MATERIAL WITH TWO #6 COATED SMOOTH DOWEL BARS (3/4" DIAMETER X 18") WITH GREASED CAPS SHALL BE PLACED EVERY 45 FEET. THEY SHALL ALSO BE PLACED AT 10' EITHER SIDE OF DRAINAGE STRUCTURES, P.C.'S, RADIUS POINTS, AND BACK OF CUL-DE-SACS. WHEN EXPANSION JOINTS ARE CONSTRUCTED ADJACENT TO EXISTING CURB AND GUTTER, THE EXISTING CURB SHALL BE DRILLED, AND TWO # 6 COATED SMOOTH DOWEL BARS (3/4" DIAMETER X 18") SHALL BE GROUTED IN PLACE. GREASE CAPS SHALL BE PLACED ON THE SIDE OF THE NEW CURB AND GUTTER AND SHALL HAVE A PINCHED STOP THAT WILL PROVIDE A MINIMUM 1' EXPANSION.
2. TOOLED CONTROL JOINTS OR SAWCUTS SHALL BE MADE EVERY 15 FEET.
3. SAWCUTS SHALL BE MADE WITHIN TWENTY-FOUR (24) HOURS AND SEALED WITH A VILLAGE APPROVED JOINT SEALANT. JOINTS SHALL BE CLEAN AND DRY PRIOR TO APPLICATION OF SEALANT.
4. TWO (2) #4 REBARS SHALL BE PLACED CONTINUOUS THROUGHOUT THE CURB AND GUTTER.
5. THE MINIMUM DEPTH OF THE CURB SHALL BE 9'.

REV.:	DRG	REV.:	03-25-16
REV.:	DRG	REV.:	02-05-15
DRAWN BY:	VJGL	DATE:	2-16-98

CURB AND GUTTER

VILLAGE OF LOMBARD

PAVEMENT 8



R7-8

THIS IS A STANDARD SIGN AND MAY BE ORDERED FROM ANY TRAFFIC SIGN SUPPLIER BY NUMBER. THE ARROW SHOULD BE OMITTED WHERE THERE IS ONLY ONE SPACE. THE ARROW MAY ALSO BE MADE TO POINT IN ONLY ONE DIRECTION. THE SIGN MUST BE SUPPLEMENTED WITH THE ILLINOIS STANDARD R7-1101 PLATE GIVING THE AMOUNT OF THE FINE FOR ILLEGALLY PARKING IN THE RESERVED SPACE(S).



ILLINOIS STANDARD
R7-1101

THIS PLATE MAY BE MOUNTED DIRECTLY BELOW THE R7-8 SIGN OR COMBINED WITH THAT SIGN ON A SINGLE 12' BY 24' PANEL. WHERE A FINE IN EXCESS OF \$100 IS ESTABLISHED BY A MUNICIPALITY BY ORDINANCE IN ACCORDANCE WITH THE STATUTES, THE ACTUAL AMOUNT OF THE FINE SHOULD BE SHOWN.

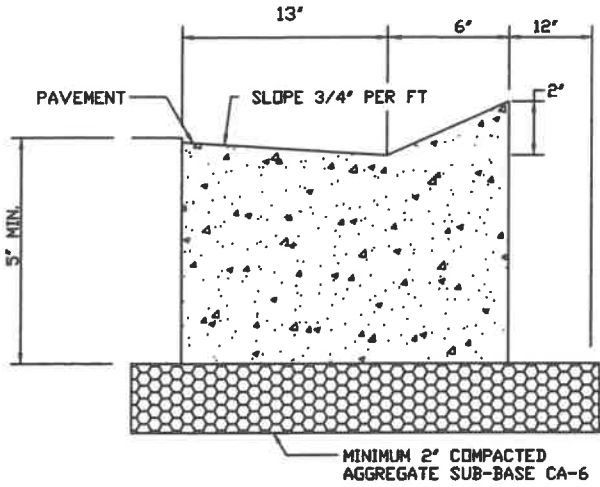
REV.1	ERH	REV.1	08-01-06
REV.1	ERH	REV.1	09-16-02
DRAWN BY: RTL		DATE: 7-20-99	
H:\HOME\ADANG\DRAWINGS\DETAILS\CH400\PAVE-2.DWG			

HANDICAP STALL

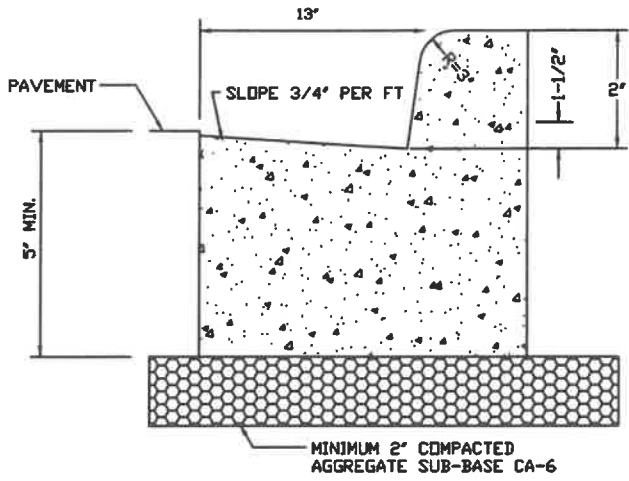
VILLAGE OF LOMBARD

PAVEMENT 14

CONCRETE

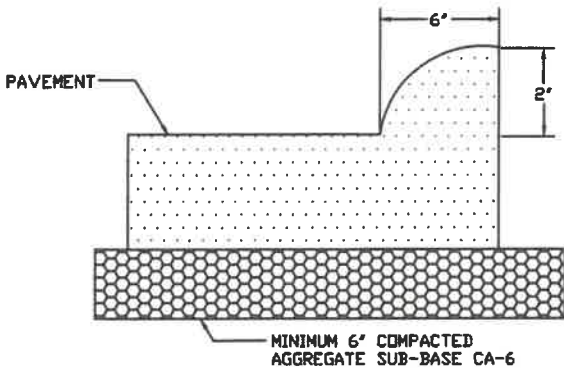


DEPRESSED COMBINATION CURB & GUTTER

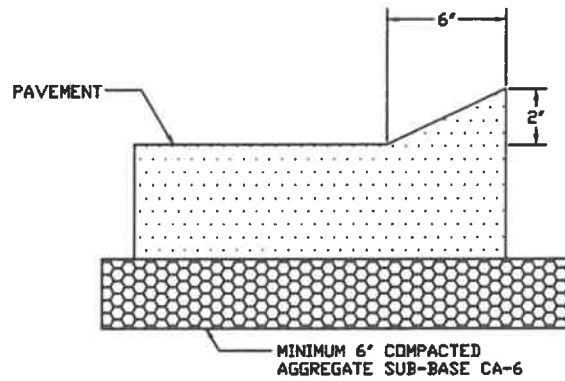


COMBINATION CURB & GUTTER

ASPHALT



ROLLED ASPHALT CURB AND GUTTER



DEPRESSED ASPHALT CURB AND GUTTER

CONCRETE GENERAL NOTES:

1. TOOLED CONTROL JOINTS OR SAWCUTS SHALL BE MADE EVERY 15 FEET.
2. SAWCUTS SHALL BE MADE WITHIN TWENTY-FOUR (24) AND SEALED WITH A VILLAGE APPROVED JOINT SEALANT. JOINTS SHALL BE CLEAN AND DRY PRIOR TO THE APPLICATION OF SEALANT.

ASPHALT GENERAL NOTES:

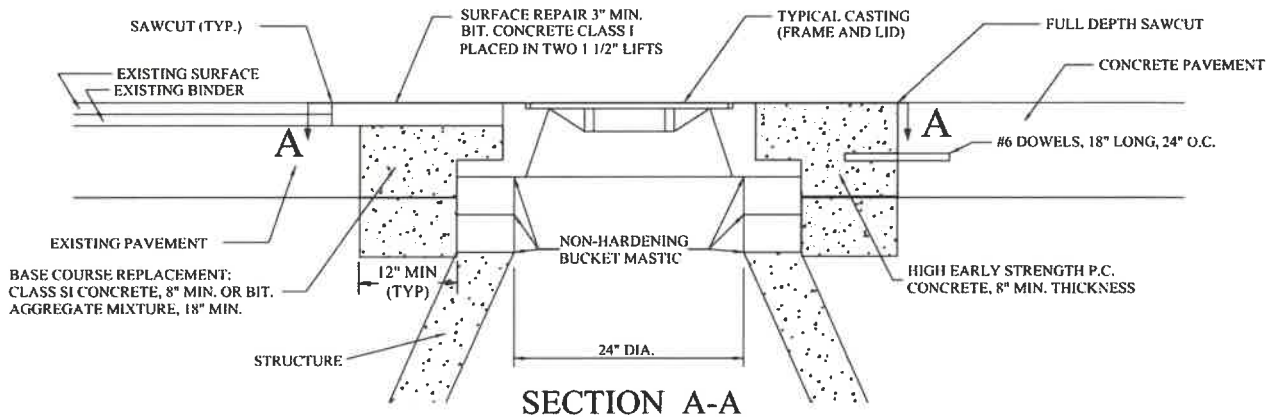
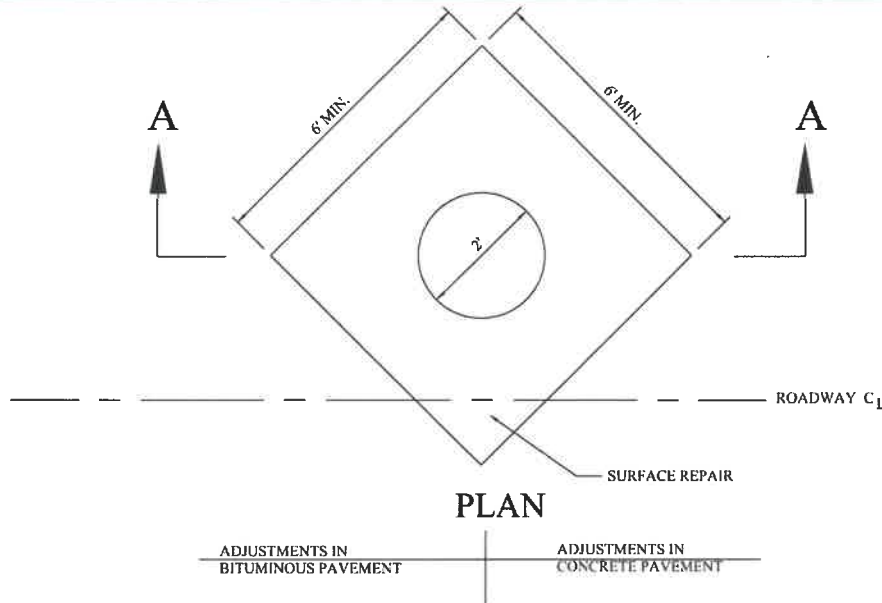
1. HAND TAMP 2" CURB IN PLACE.

REV.:		REV.:	02/05/2015
REV.:	DRG	DATE:	08/06/2014
DRAWN BY:	MTM		

Driveway Curb Edge

VILLAGE OF LOMBARD

PAVEMENT 15



GENERAL NOTES:

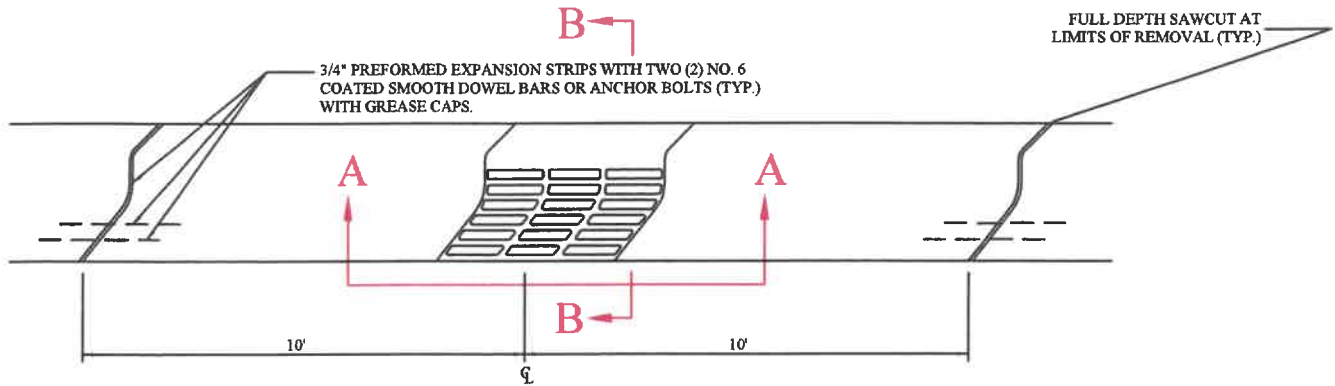
1. PROVIDE CA-6 BACKFILL AROUND MANHOLE TO SUBGRADE ELEVATION.
2. WHEN THE FRAME DOES NOT MEET THE PROPOSED ELEVATION, ADJUSTING RINGS SHALL BE USED FOR FINAL ADJUSTMENT. A MAXIMUM OF 3 ADJUSTING RINGS MAY BE USED TO A MAXIMUM HEIGHT OF 12 INCHES. CONCRETE, RUBBERIZED, HIGH DENSITY EXPANDED POLYSTYRENE WITH A POLYURIA COATING OR EXPANDED POLYPROPYLENE RINGS MAY USED (ALL RINGS MUST BE IDOT APPROVED). CONCRETE RINGS MAY BE NO LESS THAN 3 INCHES THICK. EACH RING SHALL BE SEALED UNDERNEATH THE FRAME PER THE PRODUCT MANUFACTURERS SPECIFICATIONS WITH THE APPROVAL OF THE ENGINEER.
3. PRECAST ADJUSTING RINGS SHALL BE REINFORCED WITH NO. 3 GAUGE WIRE OR EQUIVALENT AND SHALL HAVE A MINIMUM THICKNESS OF 3 INCHES.
4. WHEN ADJUSTMENTS ARE LOCATED IN TRAVEL LANES, THEY SHALL BE PROTECTED BY A BARRICADE WITH 2 FLASHING LIGHTS, 2 BARRICADES EACH WITH A SINGLE FLASHING LIGHT OR COVERED BY A 1 INCH STEEL PLATE PROVIDED AND MAINTAINED BY THE CONTRACTOR UNTIL THE SURFACE RESTORATION IS COMPLETE.
5. WHEN ADJUSTMENTS TEMPORARILY RAISE A CASTING ABOVE THE ELEVATION OF THE PAVEMENT SURFACE, IN AREAS SUBJECTED TO VEHICULAR TRAFFIC, A BITUMINOUS RAMP SHALL BE TRANSITIONED A DISTANCE OF 1 FOOT HORIZONTAL FOR EACH INCH OF VERTICAL DISTANCE ABOVE THE EXISTING PAVEMENT. SUCH RAMPS SHALL BE MAINTAINED BY THE CONTRACTOR UNTIL THE COMPLETION OF THE SURFACE RESTORATION.
6. FOR BOTH CONCRETE AND ASPHALT ROADS, THE BASE COURSE REPLACEMENT (CONCRETE COLLAR) SHALL BE EXTENDED DOWN TO THE TOP OF THE CONE SECTION.

REV.:	BBW	REV.:	3-2-21
REV.:	CEI	REV.:	1-14-20
DRAWN BY:	VJGL	DATE:	02-16-98

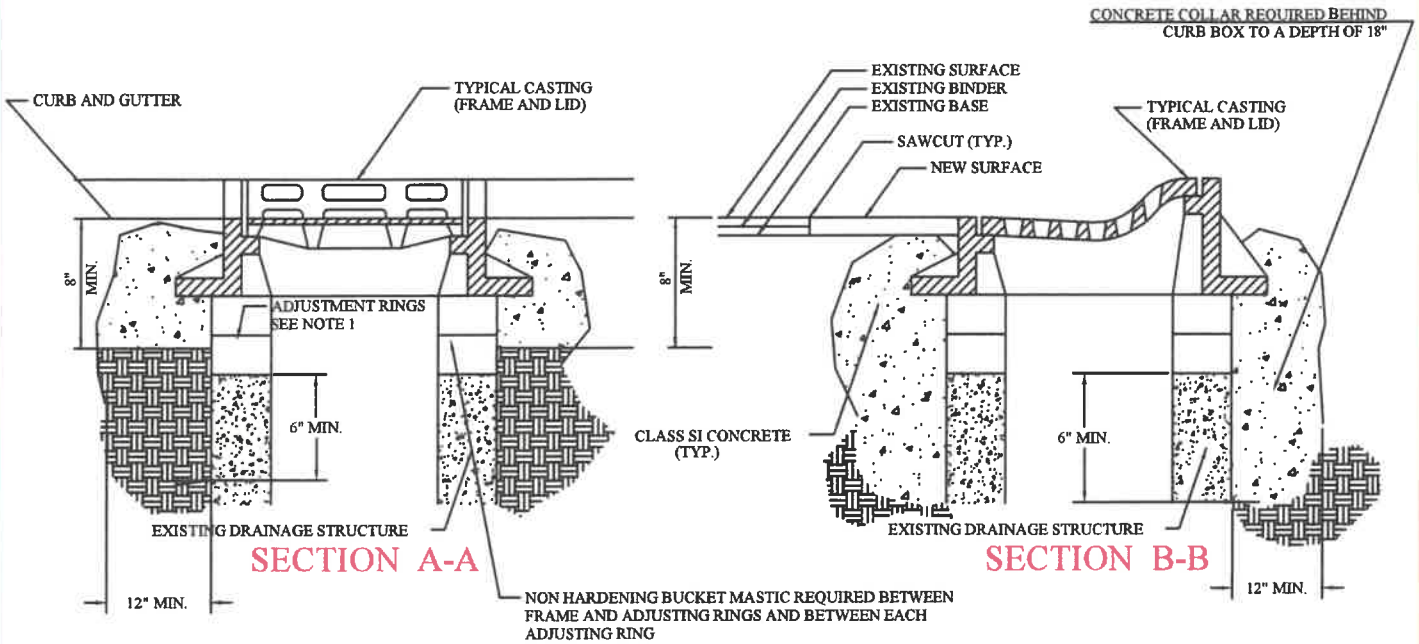
**CASTING ADJUSTMENTS FOR
STRUCTURES IN PAVED AREAS**

VILLAGE OF LOMBARD

STORM 7



REMOVE AND REPLACE CURB A MINIMUM OF 10' EITHER SIDE OF STRUCTURE OR TO THE NEAREST EXPANSION JOINT (WHICHEVER IS CLOSEST)



GENERAL NOTES:

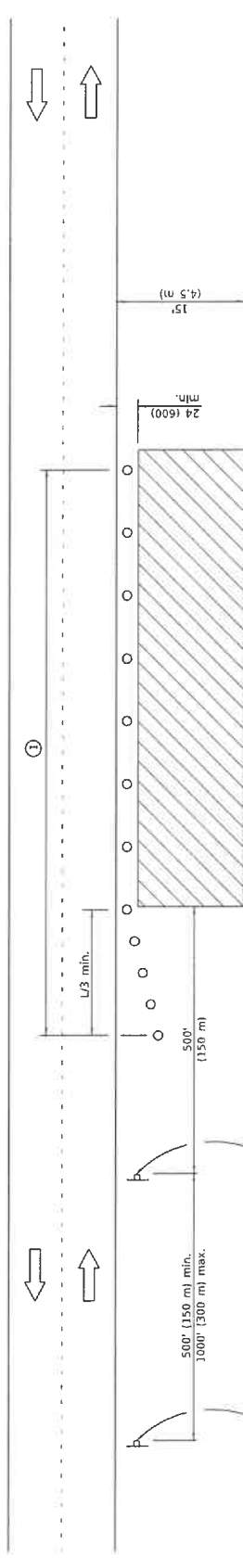
1. WHEN THE FRAME DOES NOT MEET THE PROPOSED ELEVATION, ADJUSTING RINGS SHALL BE USED FOR FINAL ADJUSTMENT. A MAXIMUM OF 3 ADJUSTING RINGS MAY BE USED TO A MAXIMUM HEIGHT OF 12 INCHES. CONCRETE, RUBBERIZED, HIGH DENSITY EXPANDED POLYSTYRENE WITH A POLYURIA COATING OR EXPANDED POLYPROPYLENE RINGS MAY BE USED (ALL RINGS MUST BE IDOT APPROVED). CONCRETE RINGS MAY BE NO LESS THAN 3 INCHES THICK. EACH RING SHALL BE SEALED UNDERNEATH THE FRAME PER THE PRODUCT MANUFACTURERS SPECIFICATIONS WITH THE APPROVAL OF THE ENGINEER.
2. PRECAST ADJUSTING RINGS SHALL BE REINFORCED WITH NO. 3 GAUGE WIRE OR EQUIVALENT AND SHALL HAVE A MINIMUM THICKNESS OF 3 INCHES.
3. A CONCRETE COLLAR PLACED TO A MINIMUM DEPTH OF 12 INCHES BEHIND THE CURB BOX AND MINIMUM OF 18 INCHES BELOW GRADE IS REQUIRED
4. MORTAR SHALL NOT BE USED TO DRESS UP ADJUSTING RINGS.
5. ALL REMOVABLE CASTINGS SHALL BE ORIENTED SO THE OPENING IN THE GRATE PROVIDES THE MAXIMUM HYDRAULIC EFFICIENCY.

REV.:	JKB	REV.:	04-23-18
REV.:	ERH	REV.:	12-06-05
REV.:	ERH	REV.:	03-16-99
DRAWN BY:	VJGL	DATE:	02-16-98

**CASTING ADJUSTMENTS FOR
STRUCTURES IN THE CURB LINE**

VILLAGE OF LOMBARD
STORM 8

IDOT STANDARD DETAILS



For contract construction projects

W20-1103(O)-48

For maintenance and utility projects

W20-1101(O)-48

① When the work operation exceeds one hour, cones, drums or barricades shall be placed at 25' (8 m) centers for L/3 distance, and at 50' (15 m) centers through the remainder of the work area.

TYPICAL APPLICATIONS

- Utility operations
- Culvert extensions
- Side slope changes
- Guardrail installation and maintenance
- Delinquent installation
- Landscaping operations
- Shoulder repair
- Sign installation and maintenance

SYMBOLS

- Work area
- Sign
- Cone, drum or barricade

GENERAL NOTES

This Standard is used where any vehicles, equipment, workers or their activities will encroach on the area 15' (4.5 m) to 24' (600) from the edge of pavement.

Calculate L as follows:

SPEED LIMIT	FORMULAS	English (Metric)
40 mph (70 km/h) or less:	$L = \frac{WS^2}{60}$	$L = \frac{WS^2}{150}$
45 mph (80 km/h) or greater:	$L = (W)(S)$	$L = 0.65(W)(S)$

W = width of offset in feet (meters).

S = Normal posted speed in mph (km/h).

All dimensions are in inches (millimeters) unless otherwise shown.

DATE	REVISIONS
1-1-14	Revised workers sign number to agree with current MUTCD.
1-1-13	Omitted text 'WORKERS' sign.

OFF-RD OPERATIONS, 2L, 2W, 15' (4.5 m) TO 24" (600 mm) FROM PAVEMENT EDGE

STANDARD 701006-05

Illinois Department of Transportation

ISSUED 1-1-97

2014

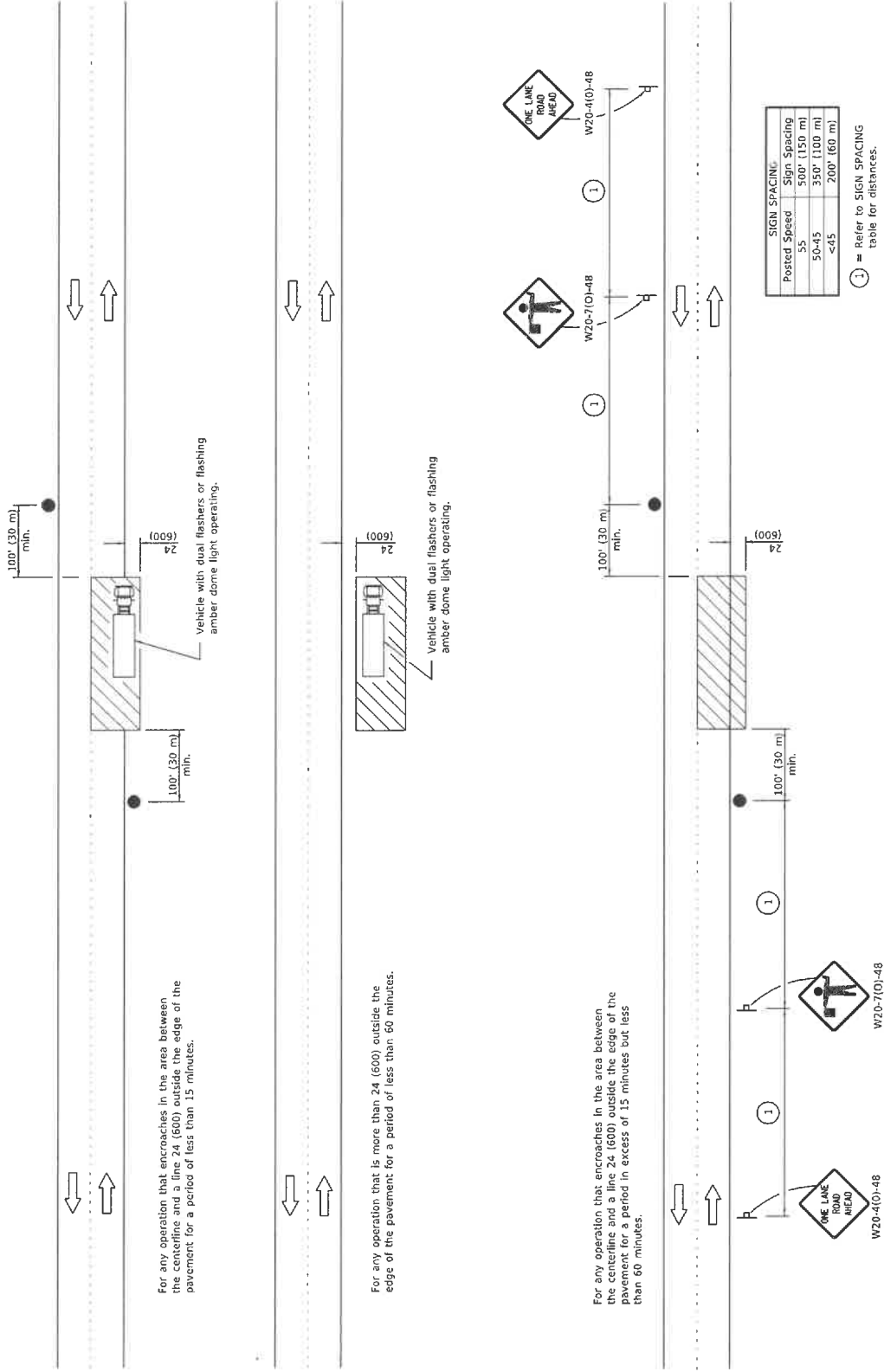
APPROVED

ENGINEER OF SAFETY ENGINEERING

2014

REVISION 1

ENGINEERS OF DESIGN AND ENVIRONMENT



For any operation that encroaches in the area between the centerline and a line 24 (600) outside the edge of the pavement for a period of less than 15 minutes.

For any operation that is more than 24 (600) outside the edge of the pavement for a period of less than 60 minutes.

For any operation that encroaches in the area between the centerline and a line 24 (600) outside the edge of the pavement for a period in excess of 15 minutes but less than 60 minutes.

Posted Speed	Sign Spacing
55	500' (150 m)
50-45	350' (100 m)
<45	200' (60 m)

① = Refer to SIGN SPACING table for distances.

All dimensions are in inches (millimeters) unless otherwise shown.

SYMBOLS

- Work area
- Sign on portable or permanent support
- Flagger with traffic control sign

TYPICAL APPLICATIONS

- Marking patches
- Field survey
- String line
- Utility operations
- Cleaning up debris on pavement

LANE CLOSURE, 2L, 2W, SHORT TIME OPERATIONS

STANDARD 701301-04

DATE	REVISIONS
1-1-11	Revised flagger sign.
1-1-09	Switched units to English (metric).

Illinois Department of Transportation
 PASSED JANUARY 1, 2011
 ENGINEER OF SAFETY ENGINEERING
 APPROVED JANUARY 1, 2011
 ENGINEER OF DESIGN AND ENVIRONMENT

ISSUED 1-1-99

WET PAINT
↓

G20-1101-2430
(appropriate arrow)

WET PAINT
↓

G20-1101-2430
(appropriate arrow)

KEEP
↑
RIGHT
R4-7b-2430

200' (60 m)
min.

Distance varies depending on terrain and susceptibility of pavement marking or crack sealant to wheel tracking.

TYPICAL APPLICATIONS

- Landscaping work
- Utility work
- Pavement marking
- Weed spraying
- Radiometer measurements
- Debris cleanup
- Crack pouring

SYMBOLS

- Arrow board (Hazard Mode only)
- Truck with headlights, emergency flashers and flashing amber light. (visible from all directions)
- 18x18 (450x450) min. orange flag (use when guide wheel is used)
- Truck mounted attenuator

GENERAL NOTES

This Standard is used where any vehicle, equipment, workers or their activities will require a continuous moving operation where the average speed is greater than 3 mph (5 km/h).

For shoulder operations not encroaching on the pavement, use DETAIL A, Standard 701426.

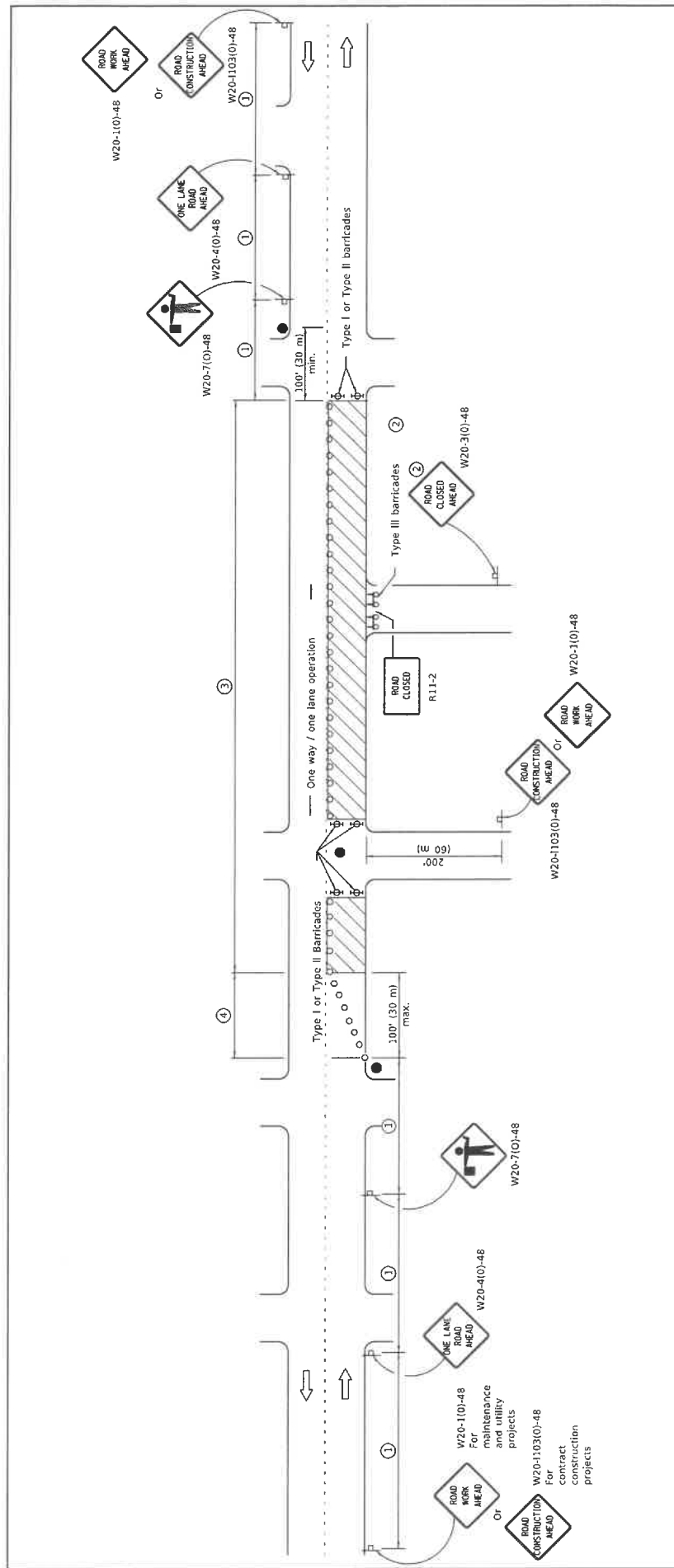
All dimensions are in inches (millimeters) unless otherwise shown.

Illinois Department of Transportation
 PASSED: [Signature] 7/99
 ENGINEER OF OPERATIONS
 APPROVED: [Signature] 2/03
 ENGINEER OF DESIGN AND ENVIRONMENT

DATE	REVISIONS
1-1-09	Switched units to English (metric). Omitted Pass With Care sign.
1-1-00	Elim. speed restrictions in Standard title.

**LANE CLOSURE 2L, 2W
MOVING OPERATIONS-
DAY ONLY**

STANDARD 701311-03



SIGN SPACING	
Posted Speed	Sign Spacing
55	500' (150 m)
50-45	350' (100 m)
<45	200' (60 m)

SYMBOLS

- Work area
- Cone, drum or barricade (not required for moving operations)
- Sign on portable or permanent support
- Flagger with traffic control sign
- Barricade or drum with flashing light
- Type III barricade with flashing lights

- 1 Refer to SIGN SPACING TABLE for distances.
- 2 For approved sideroad closures.
- 3 Cones at 25' (8 m) centers for 250' (75 m). Additional cones may be placed at 50' (15 m) centers. When drums or Type I or Type II barricades are used, the interval between devices may be doubled.
- 4 Cones, drums or barricades at 20' (6 m) centers.

GENERAL NOTES

This Standard is used where at any time, day or night, any vehicle, equipment, workers or their activities on the pavement requiring the closure of one traffic lane in an urban area.

All dimensions are in inches (millimeters) unless otherwise shown.

URBAN LANE CLOSURE, 2L, 2W, UNDIVIDED	
DATE	REVISIONS
1-1-11	Revised flagger sign.
1-1-09	Switched units to English (metric).
	Corrected sign No.'s.

Illinois Department of Transportation

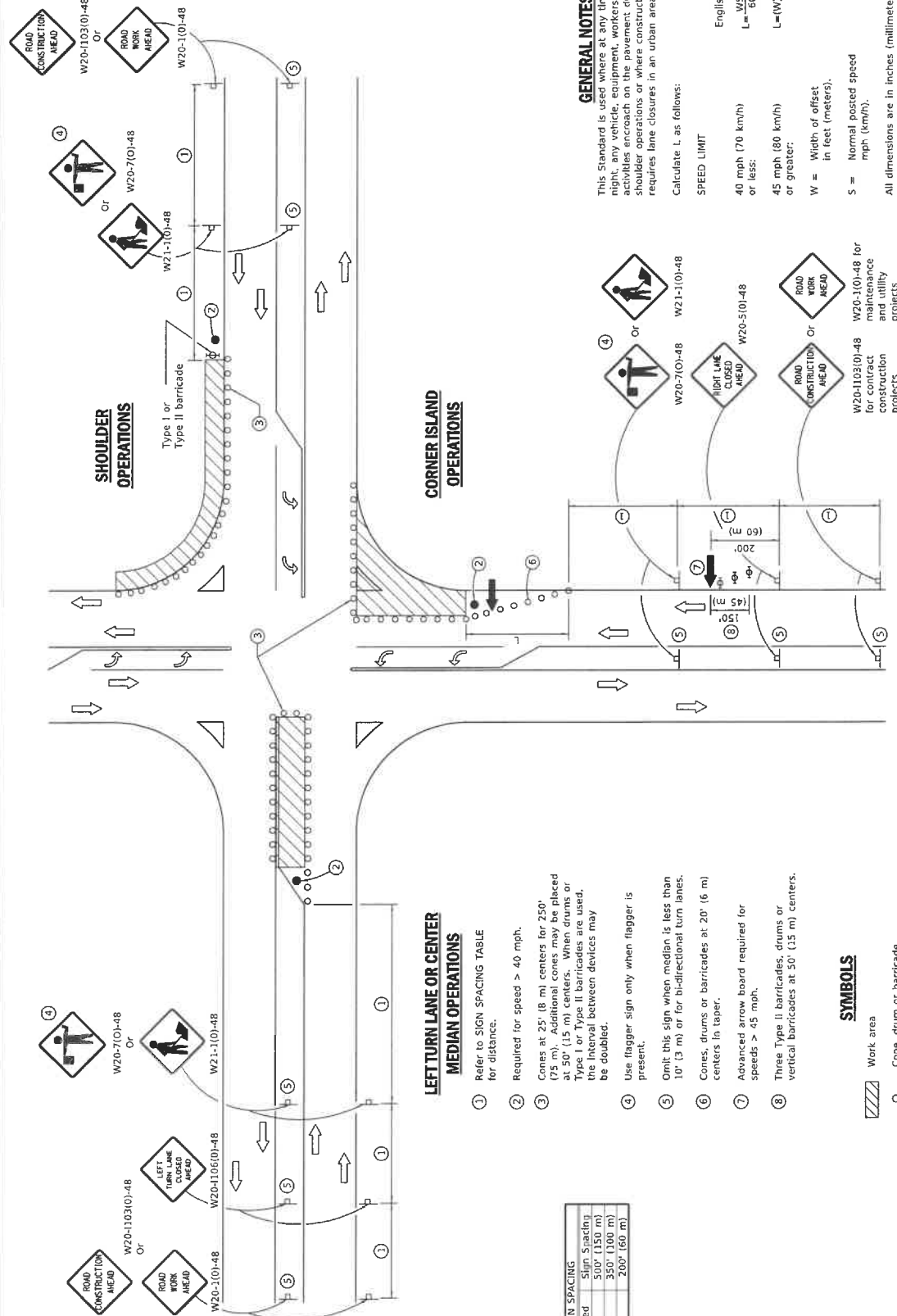
PASSED JANUARY 1, 2011

APPROVED JANUARY 1, 2011

ENGINEER OF SAFETY ENGINEERING

ENGINEER OF DESIGN AND ENVIRONMENT

ISSUED 1-1-97



LEFT TURN LANE OR CENTER MEDIAN OPERATIONS

MEDIAN OPERATIONS

- 1 Refer to SIGN SPACING TABLE for distance.
- 2 Required for speed > 40 mph.
- 3 Cones at 25' (8 m) centers for 250' (75 m). Additional cones may be placed at 50' (15 m) centers. When drums or Type I or Type II barricades are used, the interval between devices may be doubled.
- 4 Use flagger sign only when flagger is present.
- 5 Omit this sign when median is less than 10' (3 m) or for bi-directional turn lanes.
- 6 Cones, drums or barricades at 20' (6 m) centers in taper.
- 7 Advanced arrow board required for speeds > 45 mph.
- 8 Three Type II barricades, drums or vertical barricades at 50' (15 m) centers.

Posted Speed	Sign Spacing
55	500' (150 m)
50-45	350' (100 m)
<45	200' (60 m)

SYMBOLS

- Work area
- Cone, drum or barricade
- Sign on portable or permanent support
- Arrow board
- Barricade or drum with flashing light
- Flagger with traffic control sign

GENERAL NOTES

This Standard is used where at any time, day or night, any lane, end, or center of a highway is closed for maintenance, utility, or other operations or where construction requires lane closures in an urban area.

Calculate L as follows:

FORMULAS (Metric)

English	$L = \frac{WS^2}{60}$
Metric	$L = 0.65(W)(S)$

SPEED LIMIT

- 40 mph (70 km/h) or less:
- 45 mph (80 km/h) or greater:

W = Width of offset in feet (meters).

S = Normal posted speed in mph (km/h).

All dimensions are in inches (millimeters) unless otherwise shown.

DATE	REVISIONS
4-1-16	Corrected sign number for LEFT TURN LANE CLOSED AHEAD.
1-1-14	Added devices at arrow board upstream from taper.
	Rev. workers sign number.

URBAN LANE CLOSURE, MULTILANE INTERSECTION

STANDARD 701701-10

Illinois Department of Transportation

ISSUED 1-1-97

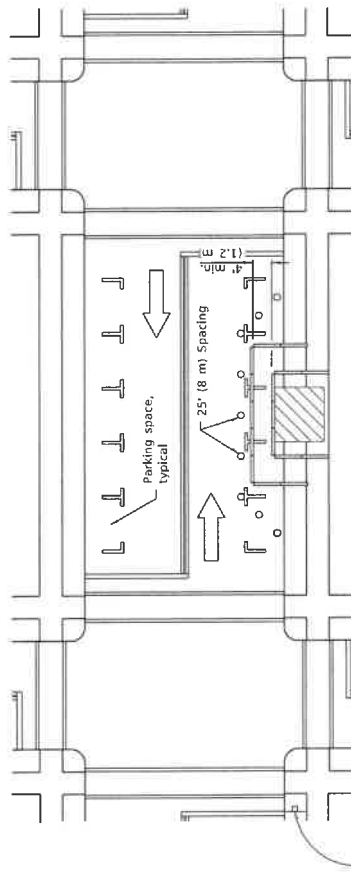
2016

APPROVED: APRIL J. ...
ENGINEER OF SAFETY ENGINEERING

2016

APPROVED: ...
ENGINEER OF DESIGN AND ENVIRONMENT

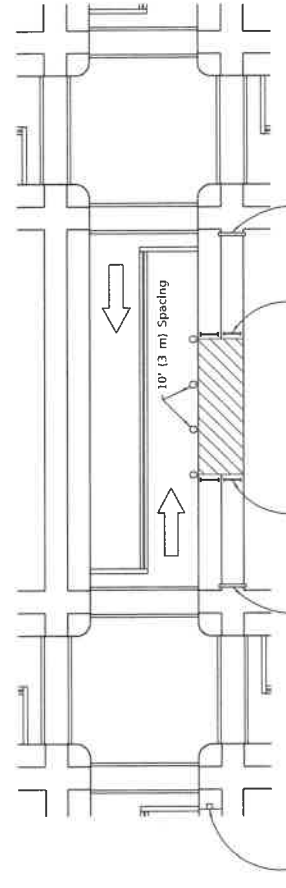
① Omit whenever duplicated by road work traffic control.



① W20-103(0)-48 for contract construction projects

Or
① ROAD WORK AHEAD

SIDEWALK DIVERSION



① W20-103(0)-48 for contract construction projects

Or
① ROAD WORK AHEAD

SIDEWALK CLOSURE

SYMBOLS

- Work area
- Sign on portable or permanent support
- Barricade or drum
- Cone, drum or barricade
- Type III barricade
- Detectable pedestrian channelizing barricade

GENERAL NOTES

This Standard is used where, at any time, pedestrian traffic must be rerouted due to work being performed.

This Standard must be used in conjunction with other Traffic Control & Protection Standards when roadway traffic is affected.

Temporary facilities shall be detectable and accessible.

The temporary pedestrian facilities shall be provided on the same side of the closed facilities whenever possible.

The SIDEWALK CLOSED / USE OTHER SIDE sign shall be placed at the nearest crosswalk or intersection to each end of the closure. Where the closure occurs at a corner, the signs shall be erected on the corners across the street from the closure. The SIDEWALK CLOSED signs shall be used at the ends of the actual closures.

Type III barricades and R11-2-4830 signs shall be positioned as shown in "ROAD CLOSED TO ALL TRAFFIC" detail on Standard 701901.

All dimensions are in inches (millimeters) unless otherwise shown.

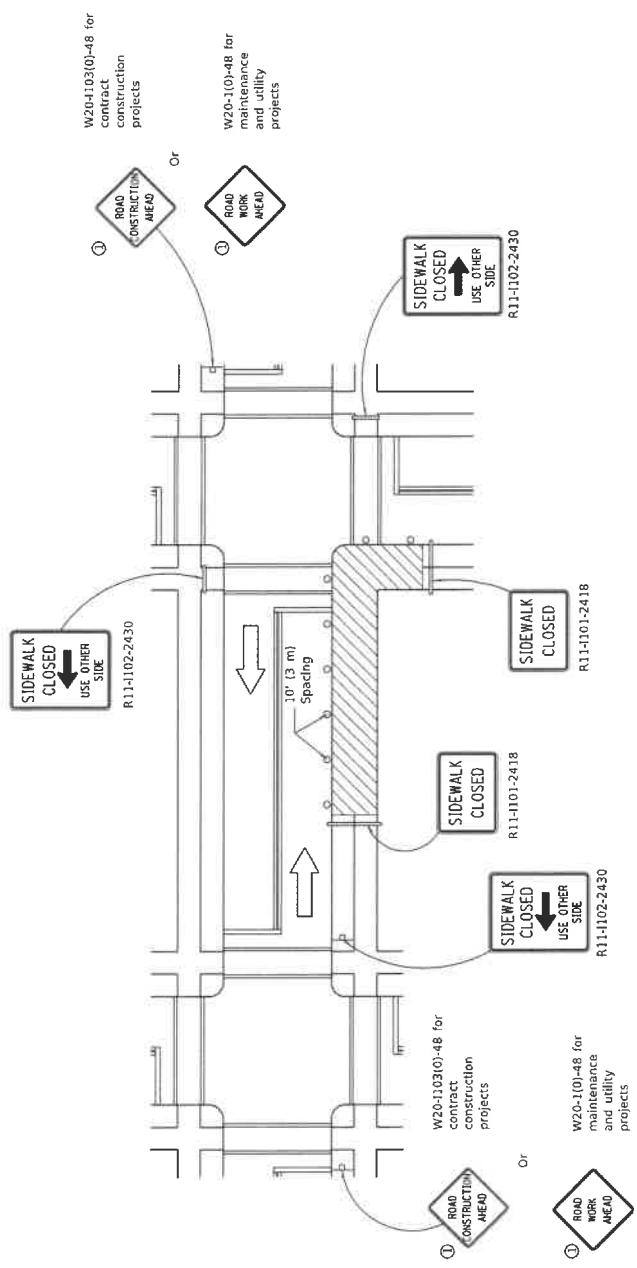
DATE	REVISIONS
4-3-16	Omitted orange safety fence from standard as this is covered in the std. spec.
1-1-12	Added SIDEWALK DIVERSION. Modified appearance of plan views. Renamed Std.

SIDEWALK, CORNER OR CROSSWALK CLOSURE

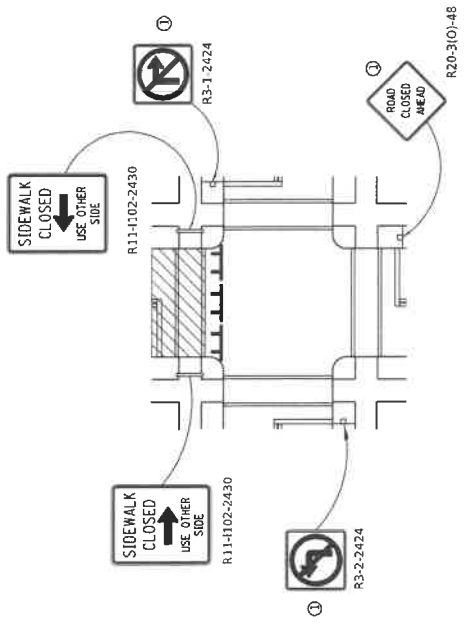
(Sheet 1 of 2)

STANDARD 701801-06

Illinois Department of Transportation
 PASSED April 1, 2016
 ENGINEER OF SAFETY & ENGINEERING
 APPROVED April 1, 2016
 ENGINEER OF DESIGN AND ENVIRONMENT
 ISSUED 1-1-97



CORNER CLOSURE



CROSSWALK CLOSURE

SIDEWALK, CORNER OR CROSSWALK CLOSURE
(Sheet 2 of 2)
STANDARD 701801-06

Illinois Department of Transportation

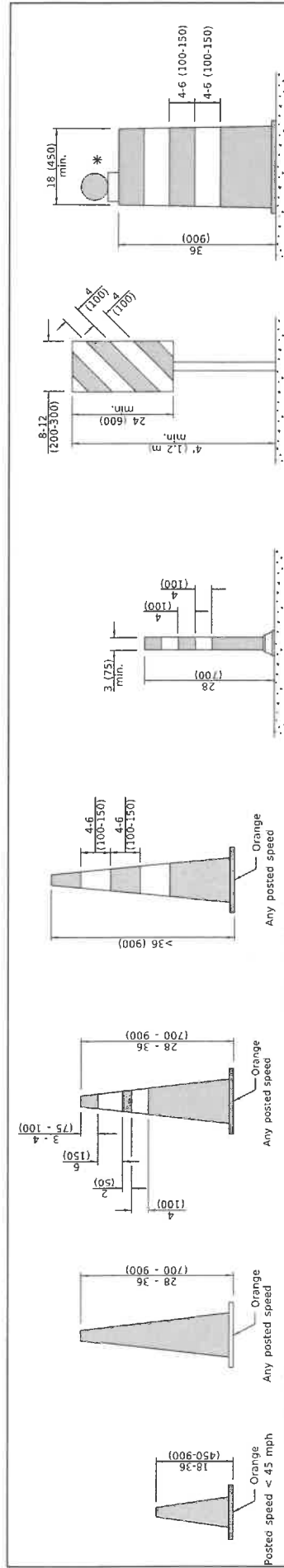
ISSUED: 1-1-97

PASSED April 3, 2016

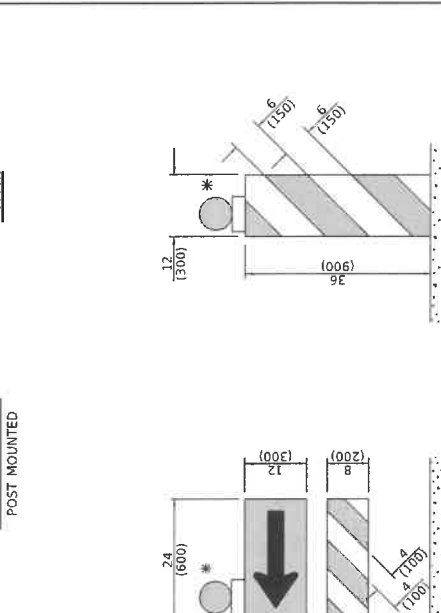
APPROVED April 3, 2016

ENGINEER OF SALE ENGINEERING


ENGINEER OF DESIGN AND ENVIRONMENT



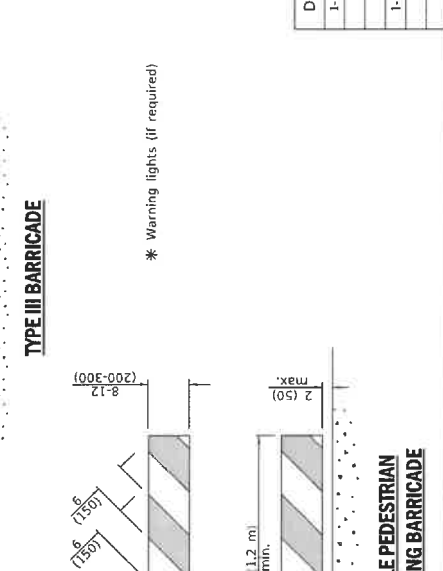
CONES
DAYTIME USE
 Orange Any posted speed
 18-36 (450-900)
DAY OR NIGHTTIME USE
 Orange Any posted speed
 28-36 (700-900)




TUBULAR MARKER
 3-7.5 (100) min. 4 (100)
VERTICAL PANEL - POST MOUNTED
 8-12 (200-300) min. 4 (1.2 m) min. 24 (600) min. 4 (100)



TYPE I BARRICADE
 24 (600) min. 4 (100) min.
TYPE II BARRICADE
 24 (600) min. 4 (1.2 m) min.
TYPE III BARRICADE
 4' (1.2 m) min.



TYPE I BARRICADE
 24 (600) min. 4 (100) min.
TYPE II BARRICADE
 24 (600) min. 4 (1.2 m) min.
TYPE III BARRICADE
 4' (1.2 m) min.



DIRECTION INDICATOR BARRICADE
 24 (600) min. 4 (100) min.
VERTICAL BARRICADE
 36 (900) min. 4 (100) min.



DRUM
 18-48 (900) min. 36 (100-150) 4-6 (100-150)

GENERAL NOTES

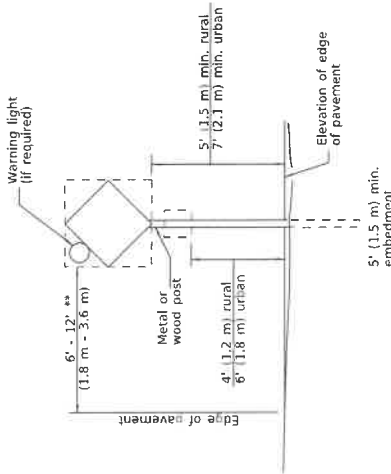
All heights shown shall be measured above the pavement surface.
 All dimensions are in inches (millimeters) unless otherwise shown.

DATE	REVISIONS
1-1-19	Revised cone usage and added cones >36" (900 m) height.
1-1-18	Revised END WORK ZONE SPEED LIMIT sign from orange to white background.

TRAFFIC CONTROL DEVICES	
(Sheet 1 of 3)	
STANDARD 70190 1-08	

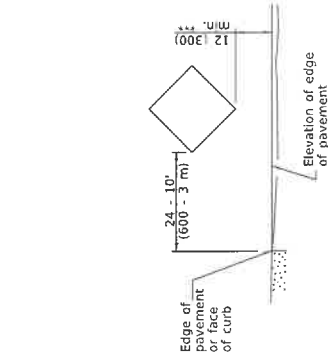
Illinois Department of Transportation
 Approved: [Signature] January 1, 2019
 ENGINEER OF SAFETY PROG. AND ENGINEERING
 Approved: [Signature] January 1, 2019
 ENGINEER OF DESIGN AND ENVIRONMENT

ISSUED 1-1-13



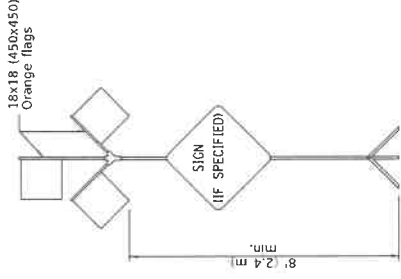
POST MOUNTED SIGNS

** When curb or paved shoulder are present this dimension shall be 24 (600) to the face of curb or 6' (1.8 m) to the outside edge of the paved shoulder.



SIGNS ON TEMPORARY SUPPORTS

*** When work operations exceed four days, this dimension shall be 5' (1.5 m) min. If located behind other devices, the height shall be sufficient to be seen completely above the devices.



HIGH LEVEL WARNING DEVICE

ROAD CONSTRUCTION NEXT X MILES	END CONSTRUCTION
G20-1104(0)-6036	G20-1105(0)-6024

This signing is required for all projects 2 miles (3200 m) or more in length.
ROAD CONSTRUCTION NEXT X MILES sign shall be placed 500' (150 m) in advance of project limits.
END CONSTRUCTION sign shall be erected at the end of the job unless another job is within 2 miles (3200 m).
 Dual sign displays shall be utilized on multi-lane highways.

WORK LIMIT SIGNING

WORK ZONE	W21-115(0)-3618
SPEED LIMIT	R2-1-3648
XX	R10-1108p-3618 ****
PHOTO ENFORCED	R2-1106p-3618
XXXX FINE MINIMUM	

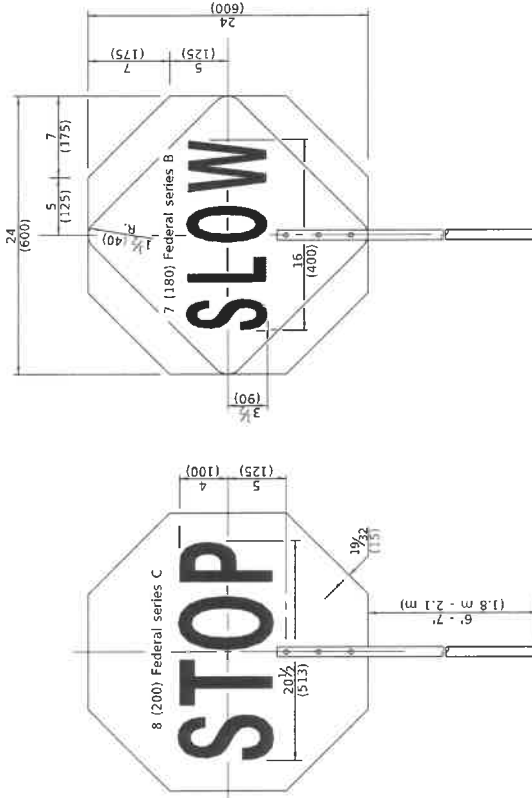
Sign assembly as shown on Standards or as allowed by District Operations.

END WORK ZONE SPEED LIMIT	G20-1103-6036
---------------------------	---------------

*This sign shall be used when the above sign assembly is used.

HIGHWAY CONSTRUCTION SPEED ZONE SIGNS

**** R10-1108p shall only be used along roadways under the jurisdiction of the State.



REVERSE SIDE

FRONT SIDE

MAX WIDTH
XX' - XX"
X MILES
AHEAD

W112-1103-4848

WIDTH RESTRICTION SIGN

XX'-XX" width and X miles are variable.

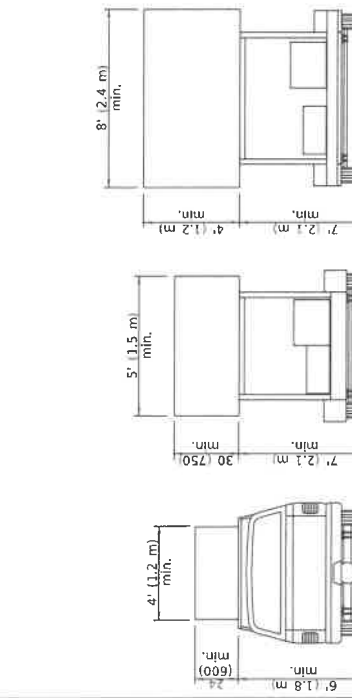
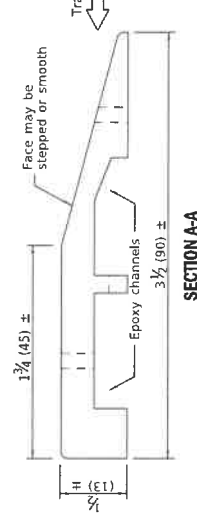
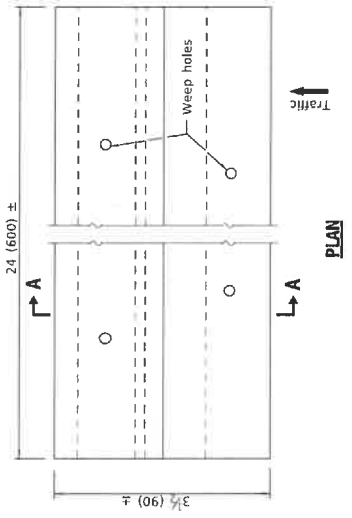
FLAGGER TRAFFIC CONTROL SIGN

TRAFFIC CONTROL DEVICES

(Sheet 2 of 3)

STANDARD 701901-08

Illinois Department of Transportation	ISSUED 1-1-13
Approved January 1, 2019	
ENGINEER OF SAFETY PROG. AND ENGINEERING	
APPROVED January 1, 2019	
ENGINEER OF DESIGN AND ENVIRONMENT	

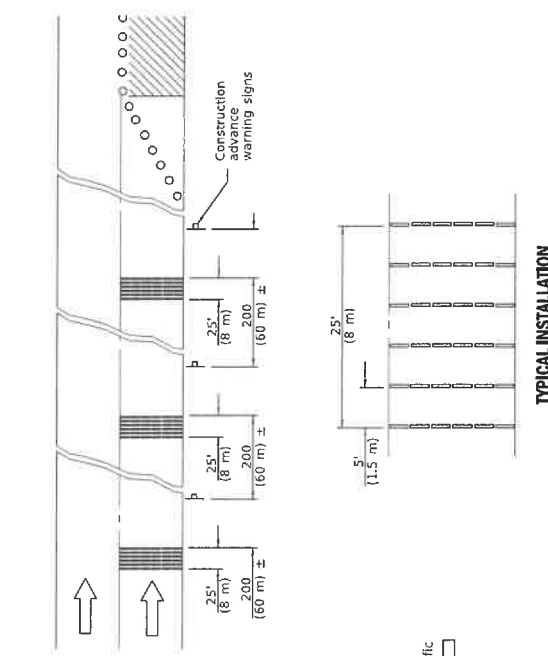


**TYPE C
TRAILER
MOUNTED**

**TYPE B
ROOF OR TRAILER
MOUNTED**

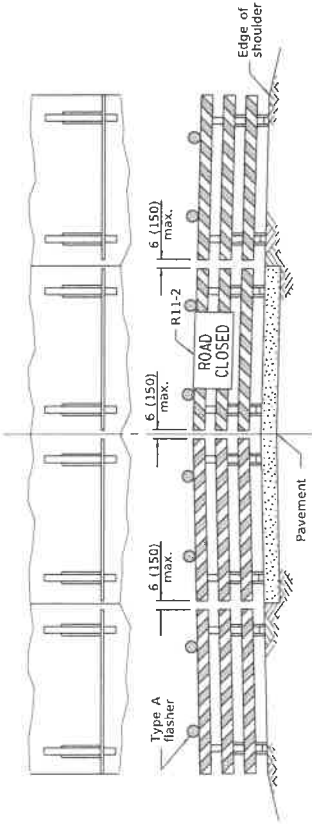
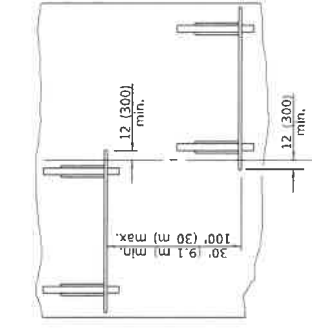
**TYPE A
ROOF
MOUNTED**

ARROW BOARDS



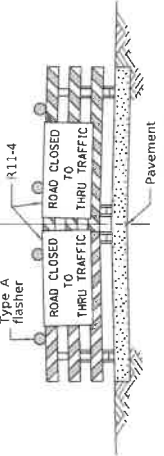
TYPICAL INSTALLATION

TEMPORARY RUMBLE STRIPS



ROAD CLOSED TO ALL TRAFFIC

ReflectORIZED striping may be omitted if a Type III barricade with an attached sign panel which meets NCHRP 350 is not available, the sign may be mounted on an NCHRP 350 temporary sign support directly in front of the barricade.



ROAD CLOSED TO THRU TRAFFIC

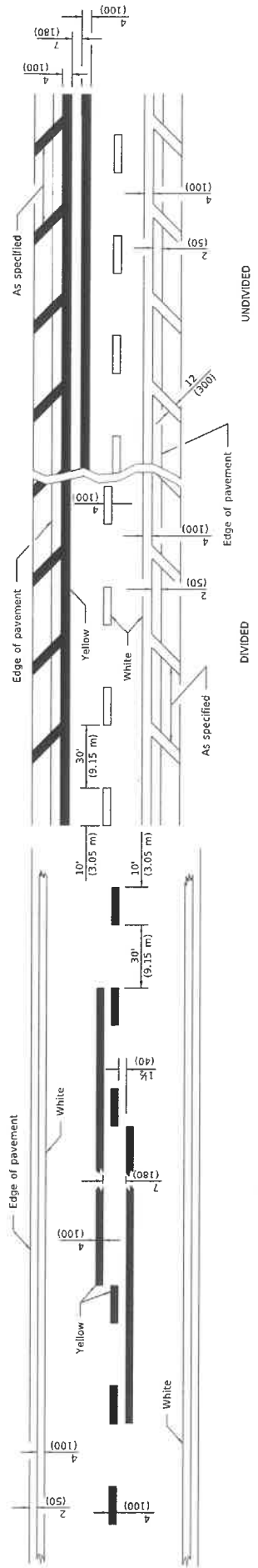
ReflectORIZED striping shall appear on both sides of the barricades. If a Type III barricade with an attached sign panel which meets NCHRP 350 is not available, the signs may be mounted on NCHRP 350 temporary sign supports directly in front of the barricade.

**TYPICAL APPLICATIONS OF
TYPE III BARRICADES CLOSING A ROAD**

**TRAFFIC CONTROL
DEVICES**
STANDARD 701901-08

(Sheet 3 of 3)

Illinois Department of Transportation
 APPROVED: [Signature] JAMES L. JAMES L. JAMES L.
 ENGINEER OF SAFETY PROC. AND ENGR'G
 APPROVED: [Signature] JAMES L. JAMES L. JAMES L.
 ENGINEER OF DESIGN AND ENVIRONMENT



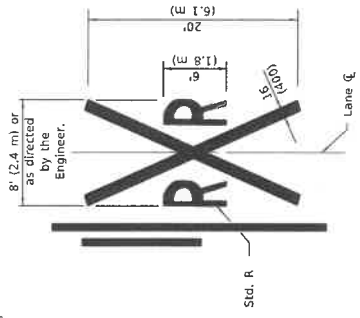
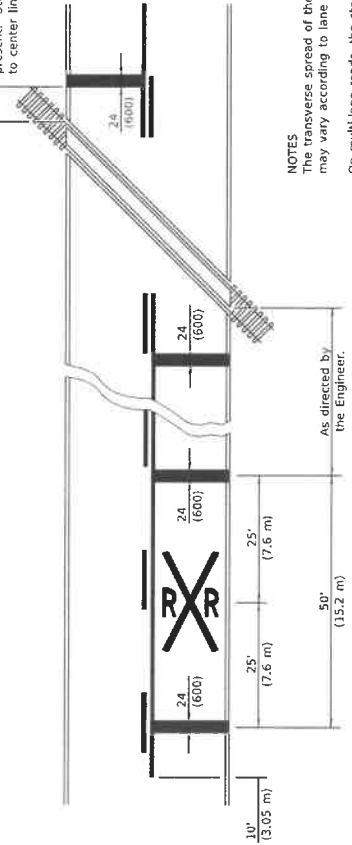
2 LANE

MULTILANE

UNDIVIDED

LANE AND EDGE LINES

Approximately 15' (4.5 m) from nearest rail or 8' (2.4 m) back from gate, if present. Stop line placed perpendicular to center line.



NOTES
The transverse spread of the "X" may vary according to lane width.

On multi-lane roads, the stop lines shall extend across all approach lanes and separate RRR symbols shall be placed adjacent to each other in each lane.

When the pavement marking symbol is used, a portion of the symbol should be located directly adjacent to the Advance Warning Sign (W10.1) as placed by Table 2C-4, Condition B of the MUTCD.

All dimensions are in inches (millimeters) unless otherwise shown.

PAVEMENT MARKINGS AT RAILROAD-HIGHWAY GRADE CROSSING

TYPICAL PAVEMENT MARKINGS

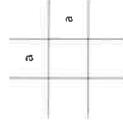

DATE	REVISIONS
1-1-15	Added symbols, Revised bike symbol, Revised note for stop line at RR crossing.
1-1-14	Added bike symbol, Renamed "LANE DROP ARROW" detail to "LANE-REDUCTION ARROW".

(Sheet 1 of 3)

STANDARD 780001-05

Illinois Department of Transportation
 PASSED: January 1, 2015
 ENGINEER OF OPERATIONS: [Signature]
 APPROVED: [Signature]
 ISSUED: 1-1-97
 ENGINEER OF DESIGN AND ENVIRONMENT: [Signature]

A B C D E F G H I J
 K L M N O P Q R S
 T U V W X Y Z 1 2
 3 4 5 6 7 8 9 0



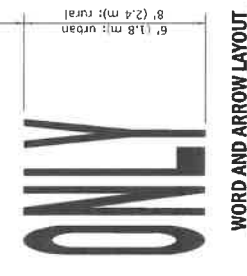
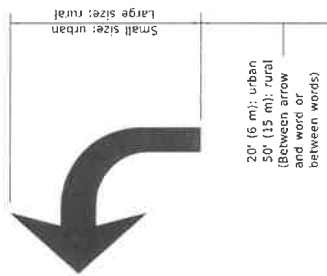
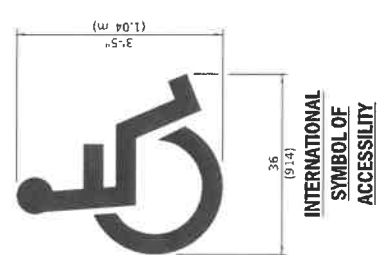
The space between adjacent letters or numerals should be approximately 3/4 (75) for 6' (1.8 m) legend and 4/100 (100) for 8' (2.4 m) legend.

Legend Height	Arrow Size	a
6' (1.8 m)	Small	2.9 (74)
8' (2.4 m)	Large	3.8 (96)

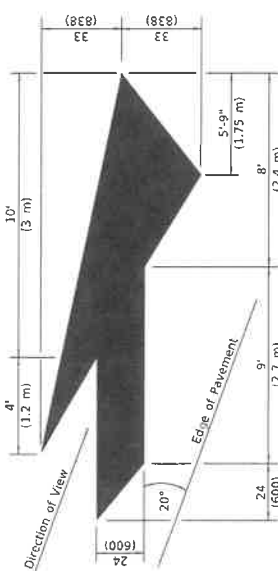
LETTER AND ARROW GRID SCALE

TYPICAL PAVEMENT MARKINGS
 (Sheet 2 of 3)
STANDARD 780001-05

Illinois Department of Transportation
 PASSED JANUARY 1, 2015
 ENGINEER OF OPERATIONS
 APPROVED JANUARY 1, 2015
 ENGINEER OF DESIGN AND ENVIRONMENT

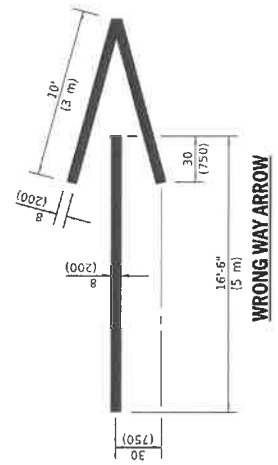
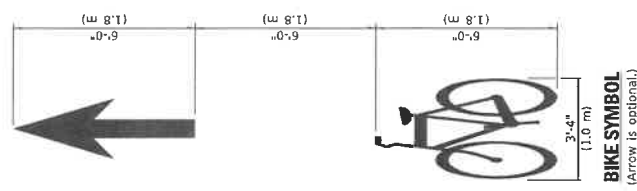
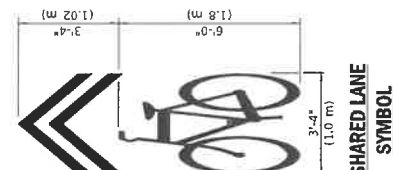


WORD AND ARROW LAYOUT



LANE-REDUCTION ARROW

Right, lane-reduction arrow shown. Use mirror image for left lane.





The Village of Lombard 2023 Roadway Improvements

Asphalt
Resurfacing

