

Exhibit "A"

Electric Facilities Service Agreement

ELECTRIC FACILITIES SERVICE AGREEMENT

PL#: 455211

ESS: YES

SER#: WD080004

Rev.: 00

This Electric Facilities Service Agreement (the "Agreement"), dated 01/03/2008, is between Commonwealth Edison Company (the "Company"), and **VILLAGE OF LOMBARD** (the "Customer").

RECITALS

1. The Company is to provide to the customer, and the customer is to pay the Company for, the electric facilities and equipment described herein on the terms and conditions set forth herein and in accordance with the terms of the Company's Rider NS - Nonstandard Services and Facilities ("Rider NS"), as it may be amended from time to time.

AGREEMENT

NOW, THEREFORE, the parties agree as follows:

1. This Agreement shall apply regardless whether the Company or another party is supplying electric power and energy to the Customer on the premises occupied by the Customer at **1418 S MEYERS RD,, LOMBARD, ILLINOIS** ("Premises"). This Agreement is also subject to the General Terms and Conditions of the Company approved by the Illinois Commerce Commission, as they may be amended from time to time.
2. The Customer is to receive electric power and energy from either the Company or another party at an estimated maximum demand of 63 kW at the following location(s) and in the following amounts and approximate voltages (as shown on Exhibit A attached hereto):

Loc. 001 est. demand 115 kW, metering voltage approx. 277/480Y volts, 3 phase, 4 wire

3. Charges; Rental.

- a. The Company hereby agrees to furnish and rent to the Customer, and the Customer hereby agrees to rent from the Company, under the terms and conditions set forth below in this Agreement and in accordance with the terms of the Company's Rider NS and Rider ML - Meter-Related Facilities Lease ("Rider ML"), the facilities and equipment listed in the Facilities Rental Service and Meter Lease Service attachments to this Agreement at the initial monthly rental charges stated therein. The foregoing facilities and equipment, together with any conductors, cables, supports and related equipment installed by the Company, and any replacements or adjustments thereof, are hereinafter called the "Facilities". Such Facilities are or may be located on the Premises.
- b.
 - 1) The Customer's estimated demand set forth above is used to determine the service facilities that are available to the Customer as a standard installation under the applicable tariffs. The estimate of the Customer's demand shown above is based upon information provided to the Company by the Customer and the Customer agrees that this estimate is representative of the Customer's expected operation, demand and consumption. Load defined as "Zero Standard Portion" under Rider ZSS7 - Zero Standard Service 2007 ("Rider ZSS7") is not included in the determination of the estimated maximum demand shown above because a standard installation is not provided for the Zero Standard Portion of load.
 - 2) Such standard service facilities are subject to change from time to time based upon the Customer's actual demand in accordance with the provisions of the Company's Rate RDS - Retail Delivery Service ("Rate RDS") and Rider NS, or their successors. If the Customer's actual demand is less than the amount of kW specified in Section 2 above, the Company reserves the right to

remove or adjust the Facilities at the Customer's expense so as to provide the Customer the standard installation facilities as provided in Rider NS or to adjust the rental as provided in Section 3(c).

- 3) If the Customer desires to add load beyond the levels set forth above in Section 2 or to increase capacity at an individual point of service, the Customer shall notify the Company, in writing, adequately in advance of adding such load or increasing such capacity so that the Company may modify its facilities as determined by the Company.
- c. The initial monthly rental specified in the Facilities Rental service attachment is based on the Company's standard rental charges applicable on the date of this Agreement and is subject to change as provided herein or in Rider NS.
- d. The monthly rental charges for the Facilities are in addition to all other charges under (i) other contracts with the Company, (ii) applicable rates, riders and tariffs, and (iii) any additional charges imposed by the Company on account of special installation requests or requirements or requests by the Customer for maintenance beyond the level set forth in Section 6(c).
- e. The Customer shall pay all taxes applicable to the Company's provision of the Facilities and other services to the Customer under this Agreement (including without limitation all applicable federal, state, regulatory, municipal and other taxes with respect to customer charges and rentals).

4. Billing; Payment.

In accordance with the Company's Terms and Conditions,

- a. The Company shall bill for the Facilities, and
- b. The Customer shall pay such bills.

5. Ownership; Access; Other Company Rights.

- a. Facilities shall remain the sole and exclusive property of the Company during and after the term of this Agreement. The Company may, in its sole discretion, affix to the Facilities (or any parts thereof) labels or other markings indicating the Company's ownership of the Facilities. The Customer shall acquire no interest in the Facilities (or any parts or components thereof). Use by the Customer of the Facilities shall not divest the Company of its exclusive rights to such ownership, use and possession. The Customer shall, upon the request of the Company from time to time execute and deliver to the Company all documents reasonably necessary or advisable to confirm, perfect or evidence any rights of the Company in and to the Facilities.
- b. The Company and its representatives shall, during and after the term of this Agreement, have free access to the Premises at all reasonable times (and immediately at any time if an emergency exists) for the purposes of inspecting, protecting, installing, operating, maintaining, repairing, altering, replacing, relocating or removing any of the Facilities. The Customer grants the Company the right to install facilities on the Customer's property to provide electric service to other users of the Facilities. The Company shall at all times have the right, in its sole discretion, to replace, delete, or alter any part of the Facilities, add or remove portions or components of the Facilities or revise any procedures with respect to the Facilities. Any such replacements, substantial alterations, or additions of or to the Facilities shall belong to and become property of the Company and shall be a part of the Facilities for purposes of, and shall be subject to, this Agreement.
- c. Such inspection, protection, installation, operation, maintenance, repair, alteration, replacement, relocation and removal shall be in accordance with, and at the time(s) and at the standards prescribed by, the Company's standard practices and procedures for the types or classes of each of the Facilities. If the Customer requests maintenance beyond this level, the Company may impose an additional charge for such additional maintenance.

6. Customer Responsibilities.

- a. The Customer shall not move, remove, modify, alter, adjust, or change in any way the Facilities or any part thereof without first obtaining the written consent of the Company, except to protect the Premises or any person from damage or injury during any emergency or except and to the extent provided in a separate written agreement. Except to the extent set forth in the prior sentence, the Customer will not permit anyone other than the Company, or the Company's respective representatives, agents or subcontractors to effect any inspection, adjustment, preventative or remedial maintenance, repair, overhaul, replacement or removal of the Facilities.
 - b. The Customer shall at its sole cost and expense:
 - 1) provide to the Company adequate working space within a reasonable distance of the Facilities and take such other steps as are necessary to allow the installation, construction, maintenance, repair, alteration, replacement and removal of the Facilities to be readily and efficiently performed;
 - 2) keep the Facilities on the Premises free from any overbuilding or other obstruction that might create an unsafe condition or that might interfere with the Company's ability to install, operate, maintain, repair, alter, replace or remove the Facilities;
 - 3) provide and maintain in a good, safe, and proper state of repair, the Premises and all other property furnished by the Customer in connection with the Facilities;
 - 4) furnish, install, and maintain the wiring, supports, and other appurtenances, as specified by the Company, necessary for the Facilities;
 - 5) if the installation of the Facilities includes or requires a vault or ground-type installation, furnish and maintain the enclosure, foundation, fill, required ventilation, and similar facilities in accordance with the Company's rules and regulations;
 - 6) make use of the Facilities in accordance with the Company's specified practices and procedures and protect the Facilities from harm, theft, or misuse and deterioration (except for reasonable wear and tear resulting only from proper use thereof); and
 - 7) notify the Company by telephone promptly after the Customer first has knowledge of (i) any malfunction in operation of the Facilities. (ii) any interruption or alteration of energy supply to the Premises (iii) any alteration or modification in the Facilities or its operation which is not initiated by Company, and (iv) any emergency or dangerous condition affecting the Facilities.
 - c. If any part of the Facilities is lost, stolen, condemned, confiscated, damaged, destroyed, or needs maintenance, repairs, or replacement due to an act, error, omission, breach, negligence or willful misconduct of any employee or other agent of the Customer, the Customer shall be obliged to reimburse the Company promptly for the Company's customary time and materials costs of the maintenance, repair and replacement of the Facilities. If any part of the Facilities is lost, stolen, condemned, confiscated, damaged, destroyed, or needs maintenance, repairs or replacement due to an act, error, omission, breach, negligence or willful misconduct of one or more employees or other agents of both the Company and the Customer, the Company shall repair or replace such part of the Facilities, and the cost of any such repair or replacement shall be shared by the Customer and the Company in proportion to their respective degrees of fault.
7. Removal. Upon termination of this Agreement, the Company at its option may, and upon the Customer's request the Company shall, remove all or any part of the Facilities. The Customer shall bear the cost and expense of such removal.
 8. Relocation. If relocation of all or any part of the Facilities is requested by the Customer or there is a change in the Customer's operation or construction, which in the judgement of the Company, makes such relocation necessary or advisable, the Company will move such Facilities at the Customer's expense to a

location on or adjacent to the Premises mutually acceptable to the Company and the Customer.

9. Term. The term of this Electric Facilities Agreement shall commence upon the date of this Agreement and shall terminate upon the earlier of:
- The Customer ceases to use the Facilities,
 - The Company no longer provides either electric service or delivery service to the Customer, or
 - At the discretion of the non-breaching party, upon a breach of this Agreement if such breach is not cured within 30 days of notice to the party in breach.
10. Amendment. This Agreement shall not be altered or amended except by an instrument in writing executed by authorized representatives of the parties; provided that
- the listing of the Required or Requested Facilities in the Facilities Rental Service attachment and their monthly rental may be modified from time to time upon oral or written agreement of the parties (and the removal or installation of any such Facilities shall constitute prima facie evidence of such agreement);
 - the Company may, upon notice to the Customer, adjust the Facilities or the monthly rental if the Customer's demand is less than the level(s) set forth in Section 2; and
 - the Company may, upon notice to the Customer, adjust the monthly rental as provided in Section 3(c) and in the Facilities Rental Service attachment.
11. Subcontracting. The company may cause its obligations hereunder to be performed by one or more parties under contract with the Company.
12. Previous Agreements. This agreement supercedes and cancels the previous Electric Service Station Agreement or Electric Facilities Service Agreement at this location.
13. Customer/Owner Agreement. The undersigned Customer agrees to the terms of this Agreement. In case the Customer is not the owner of the Premises, the undersigned owner hereby consents to this agreement and agrees to be bound by its terms.

FOR THE COMPANY:

DONALD SHEPHERD
Submitted by

Accepted By Signature

Print Name

Official Capacity or Title

Account Number: 8123020019
SER No.: WD080004
Work Task Number: 0625515201

FOR THE CUSTOMER:



Customer Name

* Village of Lombard

Accepted By Signature

* William J. Mueller

Print Name

* Village President

Official Capacity or Title

Property Owner's Signature



EXHIBIT A

LOMBARD BOOSTER STATION

1418 MEYERS

P.L.: 455211

SER/CWA: *WD 081304*

DATE: 01/02/08

PREPARED BY: W.BARNES

ENTERING AND METERING
APPROXIMATELY 277/480
VOLTS, THREE PHASE,
FOUR WIRE.

14TH ST

SIDE WALK

455211A3
3-50
277/480

NOT TO SCALE

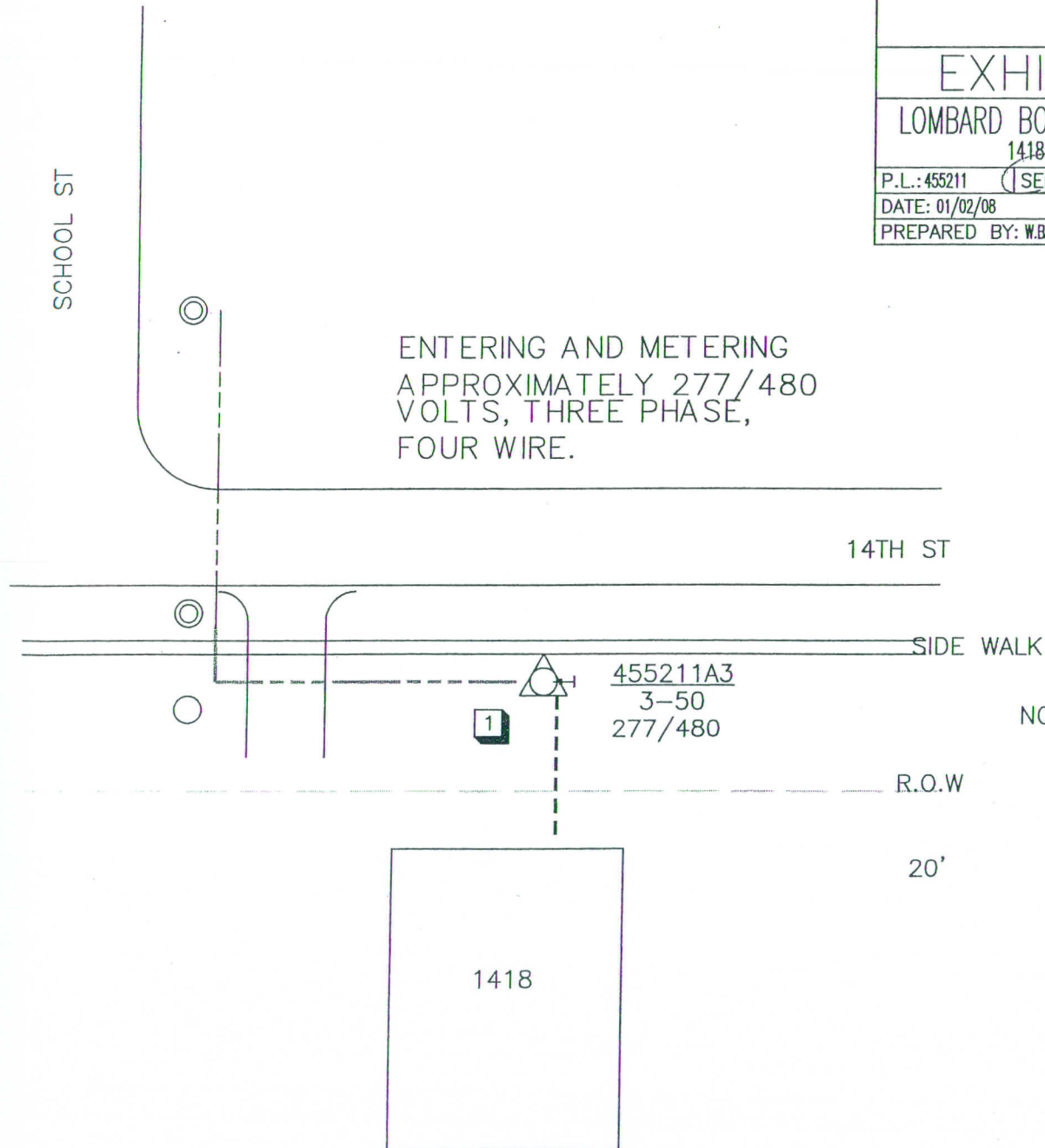
R.O.W

20'

1418



SCHOOL ST



FACILITIES RENTAL SERVICE - RIDER NS

S.E.R. #: WD080004

The Company hereby agrees to furnish and maintain hereunder facilities which the Company provides on a rental basis, for which the Customer agrees to pay a monthly rental of **\$0.00** as described below:

1. Required Transformer Facilities:

Transformer Number: 455211A3 @ 277/480Y

1 - 50 KVA-CONV OVHD TRANS, 7200-277 VOLTS, PHASE-NEUTRAL @ 16.05 (COK510050)	\$16.05
1 - 50 KVA-CONV OVHD TRANS, 7200-277 VOLTS, PHASE-NEUTRAL @ 16.05 (COK510050)	\$16.05
1 - 50 KVA-CONV OVHD TRANS, 7200-277 VOLTS, PHASE-NEUTRAL @ 16.05 (COK510050)	\$16.05
3 - 15KV - 100 AMPERES, CUTOUT, OPEN TYPE @ 0.55 (1A3)	\$1.65
3 - 10 KV - DISTRIBUTION CLASS ARRESTER @ 0.25 (2A4)	\$0.75
Total	\$50.55

2. Standard Transformer Facilities:

3 - 50 KVA-CONV OVHD TRANS, 7200-277 VOLTS, PHASE-NEUTRAL @ 16.05 (COK510050)	\$48.15
3 - 15KV - 100 AMPERES, CUTOUT, OPEN TYPE @ 0.55 (1A3)	\$1.65
3 - 10 KV - DISTRIBUTION CLASS ARRESTER @ 0.25 (2A4)	\$0.75
Total	\$50.55

3. Additional Required Facilities:

Total \$0.00

4. Additional Standard Facilities:

Total \$0.00

5. Frozen Transformer Rental:

\$0.00

6. Monthly Transformer Rental:

(item 1 minus item 2, minus item 5)

\$0.00

7. Monthly Switchgear Rental:

(item 3 - item 4)

\$0.00

8. Capacitor Facilities:

0 @ \$0.12

\$0.00

9. Total Monthly Rental:

(item 6 plus item 7 plus item 8)

\$0.00

All such facilities shall remain property of the Company.

The monthly rental specified is based on the Company's standard rental charges applicable on the date hereof and is subject to change. The actual rental charges shall be those in effect at the time of the installation of the facilities; and whenever there is a change in facilities which require a different rental payment, the rental charge for all facilities of the same class will be based on charges in effect at that time. The monthly rental is in addition to all other charges under the contract to which this rider applies.

Customer Name: **VILLAGE OF LOMBARD**

Address: **1418 S MEYERS RD., LOMBARD**

Dated: **01/03/2008**

METER LEASE SERVICE - RIDER ML

S.E.R. #: **WD080004**

The Company agrees to furnish and maintain on the Customer's premises metering equipment in excess of a standard metering installation to measure the electricity supplied to the Customer, as described below, for which the Customer agrees to pay a total monthly rental of **\$0.00**

1. Required Metering Equipment

Total \$0.00

2. Standard Metering Equipment

Total \$0.00

3. Total Monthly Rental: (item 1 minus Item 2)

\$0.00

The Customer agrees to furnish and install the wiring, supports, and other appurtenances, as specified by the Company, necessary for the metering installation or installations.

The monthly rental specified above is in addition to all other charges under the contract to which this rider is attached and this contract rider is subject to change as provided in such contract.

Customer's Name: **VILLAGE OF LOMBARD**

Address: **1418 S MEYERS RD,
LOMBARD**

Dated: **01/03/2008**

Service Estimate Request No.: **WD080004**

ELECTRIC FACILITIES SERVICE AGREEMENT

PL#: 455211

ESS: YES

SER#: WD080004

Rev.: 00

This Electric Facilities Service Agreement (the "Agreement"), dated 01/03/2008, is between Commonwealth Edison Company (the "Company"), and **VILLAGE OF LOMBARD** (the "Customer").

RECITALS

1. The Company is to provide to the customer, and the customer is to pay the Company for, the electric facilities and equipment described herein on the terms and conditions set forth herein and in accordance with the terms of the Company's Rider NS - Nonstandard Services and Facilities ("Rider NS"), as it may be amended from time to time.

AGREEMENT

NOW, THEREFORE, the parties agree as follows:

1. This Agreement shall apply regardless whether the Company or another party is supplying electric power and energy to the Customer on the premises occupied by the Customer at **1418 S MEYERS RD., LOMBARD, ILLINOIS** ("Premises"). This Agreement is also subject to the General Terms and Conditions of the Company approved by the Illinois Commerce Commission, as they may be amended from time to time.

2. The Customer is to receive electric power and energy from either the Company or another party at an estimated maximum demand of 63 kW at the following location(s) and in the following amounts and approximate voltages (as shown on Exhibit A attached hereto):

Loc. 001 est. demand 115 kW, metering voltage approx. 277/480Y volts, 3 phase, 4 wire

3. Charges; Rental.

- a. The Company hereby agrees to furnish and rent to the Customer, and the Customer hereby agrees to rent from the Company, under the terms and conditions set forth below in this Agreement and in accordance with the terms of the Company's Rider NS and Rider ML - Meter-Related Facilities Lease ("Rider ML"), the facilities and equipment listed in the Facilities Rental Service and Meter Lease Service attachments to this Agreement at the initial monthly rental charges stated therein. The foregoing facilities and equipment, together with any conductors, cables, supports and related equipment installed by the Company, and any replacements or adjustments thereof, are hereinafter called the "Facilities". Such Facilities are or may be located on the Premises.

b.

- 1) The Customer's estimated demand set forth above is used to determine the service facilities that are available to the Customer as a standard installation under the applicable tariffs. The estimate of the Customer's demand shown above is based upon information provided to the Company by the Customer and the Customer agrees that this estimate is representative of the Customer's expected operation, demand and consumption. Load defined as "Zero Standard Portion" under Rider ZSS7 - Zero Standard Service 2007 ("Rider ZSS7") is not included in the determination of the estimated maximum demand shown above because a standard installation is not provided for the Zero Standard Portion of load.
- 2) Such standard service facilities are subject to change from time to time based upon the Customer's actual demand in accordance with the provisions of the Company's Rate RDS - Retail Delivery Service ("Rate RDS") and Rider NS, or their successors. If the Customer's actual demand is less than the amount of kW specified in Section 2 above, the Company reserves the right to

remove or adjust the Facilities at the Customer's expense so as to provide the Customer the standard installation facilities as provided in Rider NS or to adjust the rental as provided in Section 3(c).

- 3) If the Customer desires to add load beyond the levels set forth above in Section 2 or to increase capacity at an individual point of service, the Customer shall notify the Company, in writing, adequately in advance of adding such load or increasing such capacity so that the Company may modify its facilities as determined by the Company.
- c. The initial monthly rental specified in the Facilities Rental service attachment is based on the Company's standard rental charges applicable on the date of this Agreement and is subject to change as provided herein or in Rider NS.
- d. The monthly rental charges for the Facilities are in addition to all other charges under (i) other contracts with the Company, (ii) applicable rates, riders and tariffs, and (iii) any additional charges imposed by the Company on account of special installation requests or requirements or requests by the Customer for maintenance beyond the level set forth in Section 6(c).
- e. The Customer shall pay all taxes applicable to the Company's provision of the Facilities and other services to the Customer under this Agreement (including without limitation all applicable federal, state, regulatory, municipal and other taxes with respect to customer charges and rentals).

4. Billing; Payment.

In accordance with the Company's Terms and Conditions,

- a. The Company shall bill for the Facilities, and
- b. The Customer shall pay such bills.

5. Ownership; Access; Other Company Rights.

- a. Facilities shall remain the sole and exclusive property of the Company during and after the term of this Agreement. The Company may, in its sole discretion, affix to the Facilities (or any parts thereof) labels or other markings indicating the Company's ownership of the Facilities. The Customer shall acquire no interest in the Facilities (or any parts or components thereof). Use by the Customer of the Facilities shall not divest the Company of its exclusive rights to such ownership, use and possession. The Customer shall, upon the request of the Company from time to time execute and deliver to the Company all documents reasonably necessary or advisable to confirm, perfect or evidence any rights of the Company in and to the Facilities.
- b. The Company and its representatives shall, during and after the term of this Agreement, have free access to the Premises at all reasonable times (and immediately at any time if an emergency exists) for the purposes of inspecting, protecting, installing, operating, maintaining, repairing, altering, replacing, relocating or removing any of the Facilities. The Customer grants the Company the right to install facilities on the Customer's property to provide electric service to other users of the Facilities. The Company shall at all times have the right, in its sole discretion, to replace, delete, or alter any part of the Facilities, add or remove portions or components of the Facilities or revise any procedures with respect to the Facilities. Any such replacements, substantial alterations, or additions of or to the Facilities shall belong to and become property of the Company and shall be a part of the Facilities for purposes of, and shall be subject to, this Agreement.
- c. Such inspection, protection, installation, operation, maintenance, repair, alteration, replacement, relocation and removal shall be in accordance with, and at the time(s) and at the standards prescribed by, the Company's standard practices and procedures for the types or classes of each of the Facilities. If the Customer requests maintenance beyond this level, the Company may impose an additional charge for such additional maintenance.

6. Customer Responsibilities.

- a. The Customer shall not move, remove, modify, alter, adjust, or change in any way the Facilities or any part thereof without first obtaining the written consent of the Company, except to protect the Premises or any person from damage or injury during any emergency or except and to the extent provided in a separate written agreement. Except to the extent set forth in the prior sentence, the Customer will not permit anyone other than the Company, or the Company's respective representatives, agents or subcontractors to effect any inspection, adjustment, preventative or remedial maintenance, repair, overhaul, replacement or removal of the Facilities.
 - b. The Customer shall at its sole cost and expense:
 - 1) provide to the Company adequate working space within a reasonable distance of the Facilities and take such other steps as are necessary to allow the installation, construction, maintenance, repair, alteration, replacement and removal of the Facilities to be readily and efficiently performed;
 - 2) keep the Facilities on the Premises free from any overbuilding or other obstruction that might create an unsafe condition or that might interfere with the Company's ability to install, operate, maintain, repair, alter, replace or remove the Facilities;
 - 3) provide and maintain in a good, safe, and proper state of repair, the Premises and all other property furnished by the Customer in connection with the Facilities;
 - 4) furnish, install, and maintain the wiring, supports, and other appurtenances, as specified by the Company, necessary for the Facilities;
 - 5) if the installation of the Facilities includes or requires a vault or ground-type installation, furnish and maintain the enclosure, foundation, fill, required ventilation, and similar facilities in accordance with the Company's rules and regulations;
 - 6) make use of the Facilities in accordance with the Company's specified practices and procedures and protect the Facilities from harm, theft, or misuse and deterioration (except for reasonable wear and tear resulting only from proper use thereof); and
 - 7) notify the Company by telephone promptly after the Customer first has knowledge of (i) any malfunction in operation of the Facilities. (ii) any interruption or alteration of energy supply to the Premises (iii) any alteration or modification in the Facilities or its operation which is not initiated by Company, and (iv) any emergency or dangerous condition affecting the Facilities.
 - c. If any part of the Facilities is lost, stolen, condemned, confiscated, damaged, destroyed, or needs maintenance, repairs, or replacement due to an act, error, omission, breach, negligence or willful misconduct of any employee or other agent of the Customer, the Customer shall be obliged to reimburse the Company promptly for the Company's customary time and materials costs of the maintenance, repair and replacement of the Facilities. If any part of the Facilities is lost, stolen, condemned, confiscated, damaged, destroyed, or needs maintenance, repairs or replacement due to an act, error, omission, breach, negligence or willful misconduct of one or more employees or other agents of both the Company and the Customer, the Company shall repair or replace such part of the Facilities, and the cost of any such repair or replacement shall be shared by the Customer and the Company in proportion to their respective degrees of fault.
7. Removal. Upon termination of this Agreement, the Company at its option may, and upon the Customer's request the Company shall, remove all or any part of the Facilities. The Customer shall bear the cost and expense of such removal.
8. Relocation. If relocation of all or any part of the Facilities is requested by the Customer or there is a change in the Customer's operation or construction, which in the judgement of the Company, makes such relocation necessary or advisable, the Company will move such Facilities at the Customer's expense to a

location on or adjacent to the Premises mutually acceptable to the Company and the Customer.

9. Term. The term of this Electric Facilities Agreement shall commence upon the date of this Agreement and shall terminate upon the earlier of:
- The Customer ceases to use the Facilities,
 - The Company no longer provides either electric service or delivery service to the Customer, or
 - At the discretion of the non-breaching party, upon a breach of this Agreement if such breach is not cured within 30 days of notice to the party in breach.
10. Amendment. This Agreement shall not be altered or amended except by an instrument in writing executed by authorized representatives of the parties; provided that
- the listing of the Required or Requested Facilities in the Facilities Rental Service attachment and their monthly rental may be modified from time to time upon oral or written agreement of the parties (and the removal or installation of any such Facilities shall constitute prima facie evidence of such agreement);
 - the Company may, upon notice to the Customer, adjust the Facilities or the monthly rental if the Customer's demand is less than the level(s) set forth in Section 2; and
 - the Company may, upon notice to the Customer, adjust the monthly rental as provided in Section 3(c) and in the Facilities Rental Service attachment.
11. Subcontracting. The company may cause its obligations hereunder to be performed by one or more parties under contract with the Company.
12. Previous Agreements. This agreement supercedes and cancels the previous Electric Service Station Agreement or Electric Facilities Service Agreement at this location.
13. Customer/Owner Agreement. The undersigned Customer agrees to the terms of this Agreement. In case the Customer is not the owner of the Premises, the undersigned owner hereby consents to this agreement and agrees to be bound by its terms.

FOR THE COMPANY:

DONALD SHEPHERD
Submitted by

Accepted By _____ Signature

Print Name _____

Official Capacity or Title _____

Account Number: 8123020019
SER No.: WD080004
Work Task Number: 0625515201

FOR THE CUSTOMER:

X
Customer Name _____

X 
Accepted By _____ Signature

X
Print Name _____

X
Official Capacity or Title _____

Property Owner's Signature



EXHIBIT A

LOMBARD BOOSTER STATION
1418-MEYERS

P.L.: 455211

SER/CWA: *WD 08/02/08*

DATE: 01/02/08

PREPARED BY: W.BARNES

SCHOOL ST

ENTERING AND METERING
APPROXIMATELY 277/480
VOLTS, THREE PHASE,
FOUR WIRE.

14TH ST

SIDE WALK

455211A3
3-50
277/480

NOT TO SCALE

R.O.W

20'

1418



FACILITIES RENTAL SERVICE - RIDER NS

S.E.R. #: WD080004

The Company hereby agrees to furnish and maintain hereunder facilities which the Company provides on a rental basis, for which the Customer agrees to pay a monthly rental of **\$0.00** as described below:

1. Required Transformer Facilities:

Transformer Number: 455211A3 @ 277/480Y

1 - 50 KVA-CONV OVHD TRANS, 7200-277 VOLTS, PHASE-NEUTRAL @ 16.05 (COK510050)	\$16.05
1 - 50 KVA-CONV OVHD TRANS, 7200-277 VOLTS, PHASE-NEUTRAL @ 16.05 (COK510050)	\$16.05
1 - 50 KVA-CONV OVHD TRANS, 7200-277 VOLTS, PHASE-NEUTRAL @ 16.05 (COK510050)	\$16.05
3 - 15KV - 100 AMPERES, CUTOUT, OPEN TYPE @ 0.55 (1A3)	\$1.65
3 - 10 KV - DISTRIBUTION CLASS ARRESTER @ 0.25 (2A4)	\$0.75

Total \$50.55

2. Standard Transformer Facilities:

3 - 50 KVA-CONV OVHD TRANS, 7200-277 VOLTS, PHASE-NEUTRAL @ 16.05 (COK510050)	\$48.15
3 - 15KV - 100 AMPERES, CUTOUT, OPEN TYPE @ 0.55 (1A3)	\$1.65
3 - 10 KV - DISTRIBUTION CLASS ARRESTER @ 0.25 (2A4)	\$0.75

Total \$50.55

3. Additional Required Facilities:

Total \$0.00

4. Additional Standard Facilities:

Total \$0.00

5. Frozen Transformer Rental:

\$0.00

6. Monthly Transformer Rental:

\$0.00

(item 1 minus item 2, minus item 5)

7. Monthly Switchgear Rental:

\$0.00

(item 3 - item 4)

8. Capacitor Facilities:

\$0.00

0 @ \$0.12

9. Total Monthly Rental:

\$0.00

(item 6 plus item 7 plus item 8)

All such facilities shall remain property of the Company.

The monthly rental specified is based on the Company's standard rental charges applicable on the date hereof and is subject to change. The actual rental charges shall be those in effect at the time of the installation of the facilities; and whenever there is a change in facilities which require a different rental payment, the rental charge for all facilities of the same class will be based on charges in effect at that time. The monthly rental is in addition to all other charges under the contract to which this rider applies.

Customer Name: VILLAGE OF LOMBARD

Address: 1418 S MEYERS RD., LOMBARD

Dated: 01/03/2008

METER LEASE SERVICE - RIDER ML

S.E.R. #: WD080004

The Company agrees to furnish and maintain on the Customer's premises metering equipment in excess of a standard metering installation to measure the electricity supplied to the Customer, as described below, for which the Customer agrees to pay a total monthly rental of **\$0.00**

1. Required Metering Equipment

Total \$0.00

2. Standard Metering Equipment

Total \$0.00

3. **Total Monthly Rental:** \$0.00
(item 1 minus Item 2)

The Customer agrees to furnish and install the wiring, supports, and other appurtenances, as specified by the Company, necessary for the metering installation or installations.

The monthly rental specified above is in addition to all other charges under the contract to which this rider is attached and this contract rider is subject to change as provided in such contract.

Customer's Name: **VILLAGE OF LOMBARD**

Address: **1418 S MEYERS RD,
LOMBARD**

Dated: 01/03/2008

Service Estimate Request No.: **WD080004**

Exhibit "B"

Service Entrance Location Agreement

SERVICE ENTRANCE LOCATION AGREEMENT
SER # WD080004
FOR
VILLAGE OF LOMBARD-BOOSTER STATION
1418 S MEYERS RD YORK TOWNSHIP, ILLINOIS

THIS INFORMATION IS PROVIDED FOR THE CUSTOMER AND ALL ASSOCIATED CONTRACTORS.

Class of Business: COMMERCIAL

Service voltage: 277/480V

Connected load: 200

kW

Estimated maximum demand: 115 kW

Switch Size: 600 A

SHORT CIRCUIT CURRENT

The short circuit current which can be delivered from Commonwealth Edison Company's system, calculated at Commonwealth Edison's transformer secondary terminals, is 10,630 amperes symmetrical rms 3 phase, at 277/480V volts for transformer 455211A3

. Any future transformer change may result in a change in fault duty.

The electrical characteristics of circuits used in extending from the aforementioned point(s) and those of your rotating equipment will affect the short circuit duty imposed on your electrical facilities.

We suggest that this information be conveyed to the designer of your electrical system to enable them to specify an adequate and economical installation.

The customer shall conform to both Municipal codes and to Commonwealth Edison Company's *Information and Requirements for the Supply of Electric Service*. In localities where municipal approval is required, Commonwealth Edison will not connect service until such approval is received. Location given is for the load shown above, and any change in the load requires customer to contact Commonwealth Edison.

Approval of this document(s) will constitute customer's approval of service location and requirements as provided. Any addends, changes, or deletions to this document must be approved by both parties by initialing and dating such items. Any changes and/or deviations from the original specifications may result in (additional) customer charges and/or delay the start of construction.

**COMMONWEALTH EDISON COMPANY
 CUSTOMER DESIGN AND CONSTRUCTION DEPT.**

DON SHEPHERD
 CUSTOMER FACILITIES ENGINEER

PHONE: (630) 691- DATE: January 3, 2008

**LOCATION PLAN FOR ELECTRICAL
 FACILITIES APPROVED BY:**

X William J Mueller
 CUSTOMER'S NAME (PLEASE PRINT)

X VILLAGE PRESIDENT
 TITLE

X William J Mueller

CUSTOMER'S SIGNATURE DATE

Customer to:

Locate and stake all existing underground non-J.U.L.I.E. member facilities in proposed trench route/construction area. Customer accepts responsibility for damage to such facilities not properly located and staked.

Accept responsibility for all repairs or replacements of trees, shrubs, or pavement, etc. resulting from the installation, repair, or replacement of Commonwealth Edison facilities on customer property.

Be responsible for property line and/or easement stakes.

Note that prior to construction operations, the customer shall make the easement strip or work area accessible to Commonwealth Edison Company equipment.

Install, own, and maintain secondary cable to Commonwealth Edison Company transformer. Cable to be sufficient length to reach the secondary connections of the transformer.

Furnish lugs and connect at switch.

Customer to install (1) sleeve of Schedule 40 PVC 4" GREY from ct cabinet to new pole. To install 90 degree sweep at pole and come up at least 10ft up pole and leave coiled at pole.

Withstand self-induced flicker and where any of the customer's utilization equipment has characteristics which, in the company's judgment, may cause interference with service to other customers or result in operation at a low power factor, the customer shall, at the request of the company, provide suitable facilities to preclude such interference or improve such power factor, or both, as the case may be. Otherwise, the company shall have the right to provide, at the expense of the customer, the facilities necessary to preclude such condition or conditions.

Install, own, and maintain meter connection device(s) per the attached Commonwealth Edison specifications MDG-7.

Commonwealth Edison Company to:

Install, own, and maintain transformer.

Install, own, and maintain primary wire or cable.




























Furnish lugs and connect secondaries at transformer/pedestal/pole.

Special Note:

This cost estimate is for Commonwealth Edison Company facilities **only**. There may be additional costs required by other utilities or communication companies. They should be contacted for their associated charges.

This plan and/or charges are contingent upon Commonwealth Edison Company obtaining all necessary permits. Any additional cost to obtain the permits will be borne by the customer as increased optional facility charges before any work will begin.

SKETCH SYMBOLS

	EXISTING POLE (HALF SHADED ● INDICATES IBT 1/2 OWNERSHIP) (◎ INDICATES CUSTOMER OWNED POLE)
	PROPOSED POLE
	EXISTING POLE TO BE REPLACED
	EXISTING DOWN GUY AND ANCHOR
	PROPOSED DOWN GUY AND ANCHOR
	REMOVAL SYMBOL
	EXISTING OVERHEAD PRIMARY CIRCUIT (DASHES INDICATED # OF PHASES)
	PROPOSED OVERHEAD PRIMARY CIRCUIT
	EXISTING POLE MOUNTED TRANSFORMER
	PROPOSED POLE MOUNTED TRANSFORMER
	POLE MOUNTED TRANSFORMER TO BE REPLACED
	EXISTING CABLE TERMINAL POLE (DOWN FEED)
	PROPOSED CABLE TERMINAL POLE (DOWN FEED)
	EXISTING SERVICE DROP OR SECONDARY AERIAL CABLE
	PROPOSED SERVICE DROP OR SECONDARY AERIAL CABLE
	EXISTING OPEN WIRE SERVICE DROP OR SECONDARY
	EXISTING UNDERGROUND PRIMARY CABLE (DASHES INDICATE PHASES)
	PROPOSED UNDERGROUND PRIMARY CABLE
	EXISTING UNDERGROUND SECONDARY OR SERVICE CABLE
	PROPOSED UNDERGROUND SECONDARY OR SERVICE CABLE
	EXISTING PAD MOUNTED TRANSFORMER (BASE OF TRIANGLE = FRONT)
	PROPOSED PAD MOUNTED TRANSFORMER
	PAD MOUNTED TRANSFORMER TO BE REPLACED
	CABLE PROTECTION TUBES OR CONDUITS
	SPLICE PIT
	EXISTING METER ENCLOSURE
	PROPOSED METER ENCLOSURE



SERVICE ENTRANCE LOCATION SKETCH

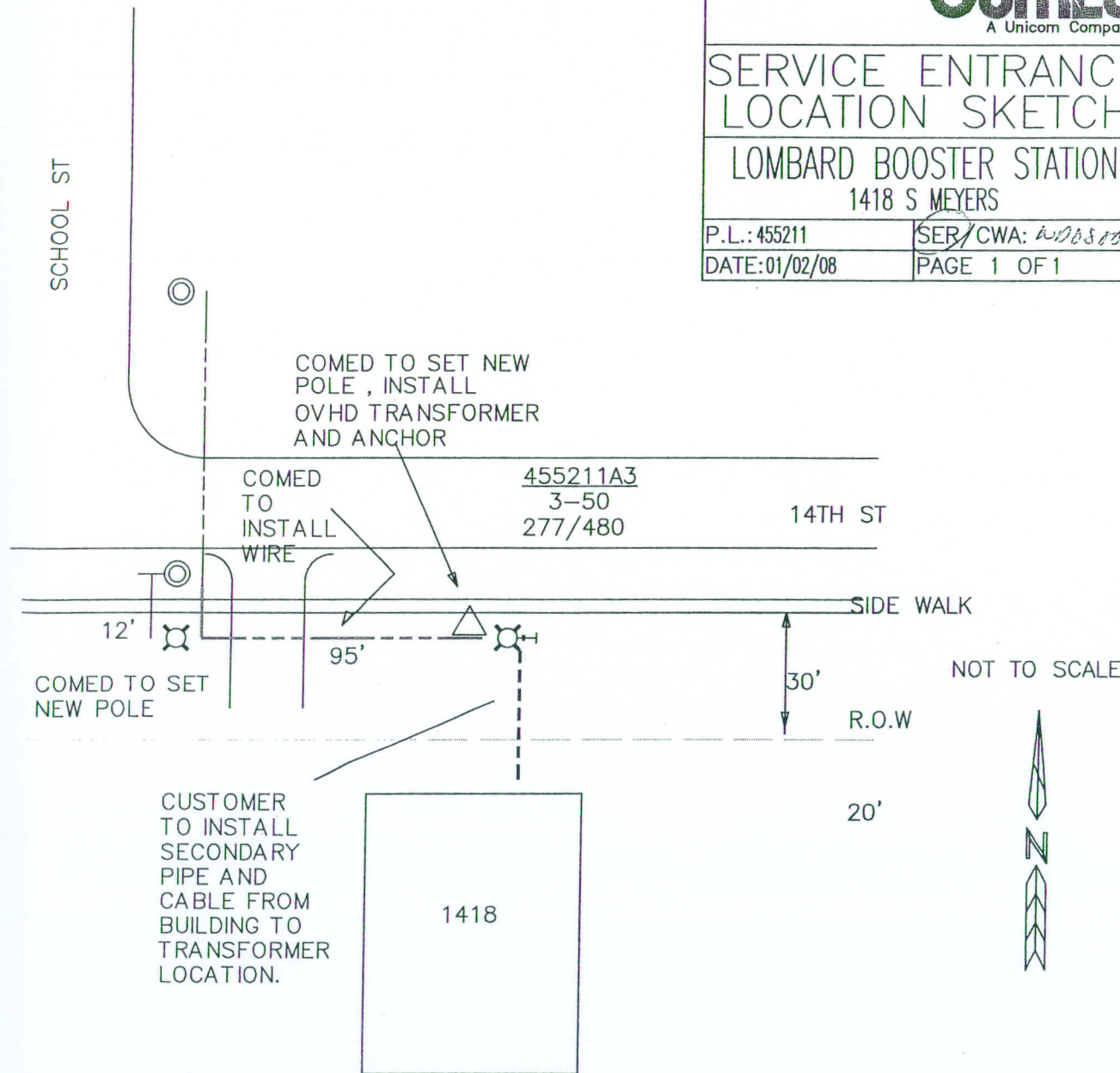
LOMBARD BOOSTER STATION
1418 S MEYERS

P.L.: 455211

SER/CWA: *WDS/BOC*

DATE: 01/02/08

PAGE 1 OF 1



METERING CHECKLIST

Am. 10/01

The following items **MUST** be **COMPLETE** before any meters can be set.

Customer

- ☐ If applicable a permit must be obtained prior to ComEd notification and/or approval.
- ☐ ALL fittings must have a CECHA stamp to receive ComEd approval.
- ☐ ALL meter sockets must be clearly identified with unit number, fire pump, building meter, etc. on the fitting.
- ☐ ALL units must be clearly identified, using the final unit number, designation and/or address on the units breaker panel.
- ☐ ALL load wires must be landed and terminated between the meter socket and unit panels.

Single Phase Metering

- ☐ A fifth jaw is required at the 9 O'Clock position of the socket for "WYE" (120/208v) services.
- ☐ If there is no bypass handle provided on the socket, jumping studs/horns are required on the line and load connectors of the meter fitting.

Three Phase Self-Contained Metering

- ☐ All three phase, 120/240V, 4 wire self-contained meter installations (200 Amps. or less), the high phase must be attached on the right side of the fitting.
- ☐ All phases and the neutral must be clearly identified with tape of the correct color (per NEC).
- ☐ An integrated bypass lever is required for all three phase, self-contained meter fittings.

Three Phase Transformer Rated Metering

- ☐ High phase must be in the center position in all current-transformer cabinet installations.
- ☐ Please make sure the switchgear size, estimated demand load and voltages have been provided to the Project Engineer. Also, an approved wiring harness must be provided in all current-transformer cabinet installations when the meter fitting is on the CT cabinet door. (Piggy Backed)

When all applicable items are checked off, sign, date and fax this form to the address below. If required a city/village inspection is suggested, in addition to the above ComEd requirements.

I hereby certify that all requirements set forth above for metering installation are complete:

Customer / Contractors Signature: William J. Munk Phone # _____

Building/Project Address: _____

Date: _____

RETURN TO: ComEd

Contractor Builder Services

Project Engineer: .

Fax: _____

Voice: _____

INFORMATION & REQUIREMENTS FOR METER CONNECTION DEVICES

I. BASIC REQUIREMENTS

With regard to meter connection devices that are approved for use in the ComEd service area, the basic requirements are as follows:

- 1) All meter connection devices must have CECHA stamp.
- 2) All meter connection devices must have ringless covers and reinforced jaws
- 3) By-passes are required on all meter sockets (horn type on single-phase and lever arm type on polyphase).

The above requirements are listed on each of the manufacturers' pages in this catalog to further emphasize their importance.

II. TYPICAL METER CONNECTION DEVICES

The arrangement of meter connection devices will generally fall into one of the following categories:

- 1) Single position overhead
- 2) Single position underground (with raceway)
- 3) Multiple position horizontal grouped sockets (overhead or underground service)
- 4) All-In-One type multiple position metering unit (overhead or underground service)
- 5) Vertically grouped sockets (multiple position; indoor or outdoor)
- 6) Switchboard type metering panels (multiple position; indoor)

Diagrams of these various categories are shown in Exhibit A. Categories 1 through 4 above will generally be installed outdoors. The vertically grouped sockets (category 5) can be installed indoors or outdoors. The installation of vertical sockets will be covered in greater detail in Section V. Category 6 (switchboard type metering panels) are designed for indoor installation, mainly in commercial buildings.

III. METER MOUNTING HEIGHTS

Meter connection devices must be installed at heights where meters can be installed and read safely by meter personnel standing adjacent to the meter. Access to meters by crawling on hands and knees or by standing on a ladder is not acceptable. The minimum meter mounting height is 30-inches, and the maximum height can be 60 to 72 inches depending on the type of meter connection device. The minimum and maximum meter mounting heights are shown in Exhibit A.

Figure A – Meter Mounting Height Requirements

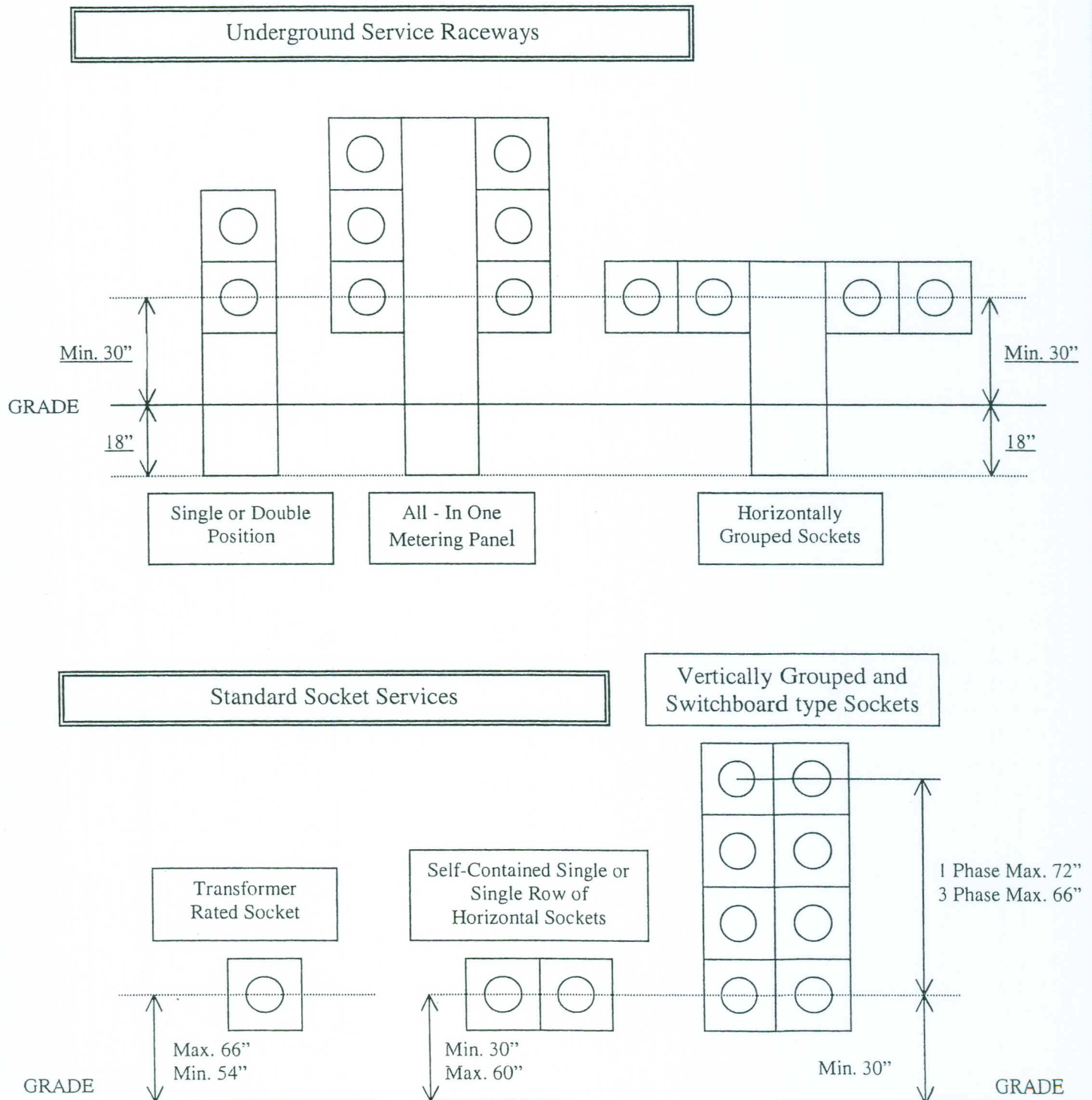
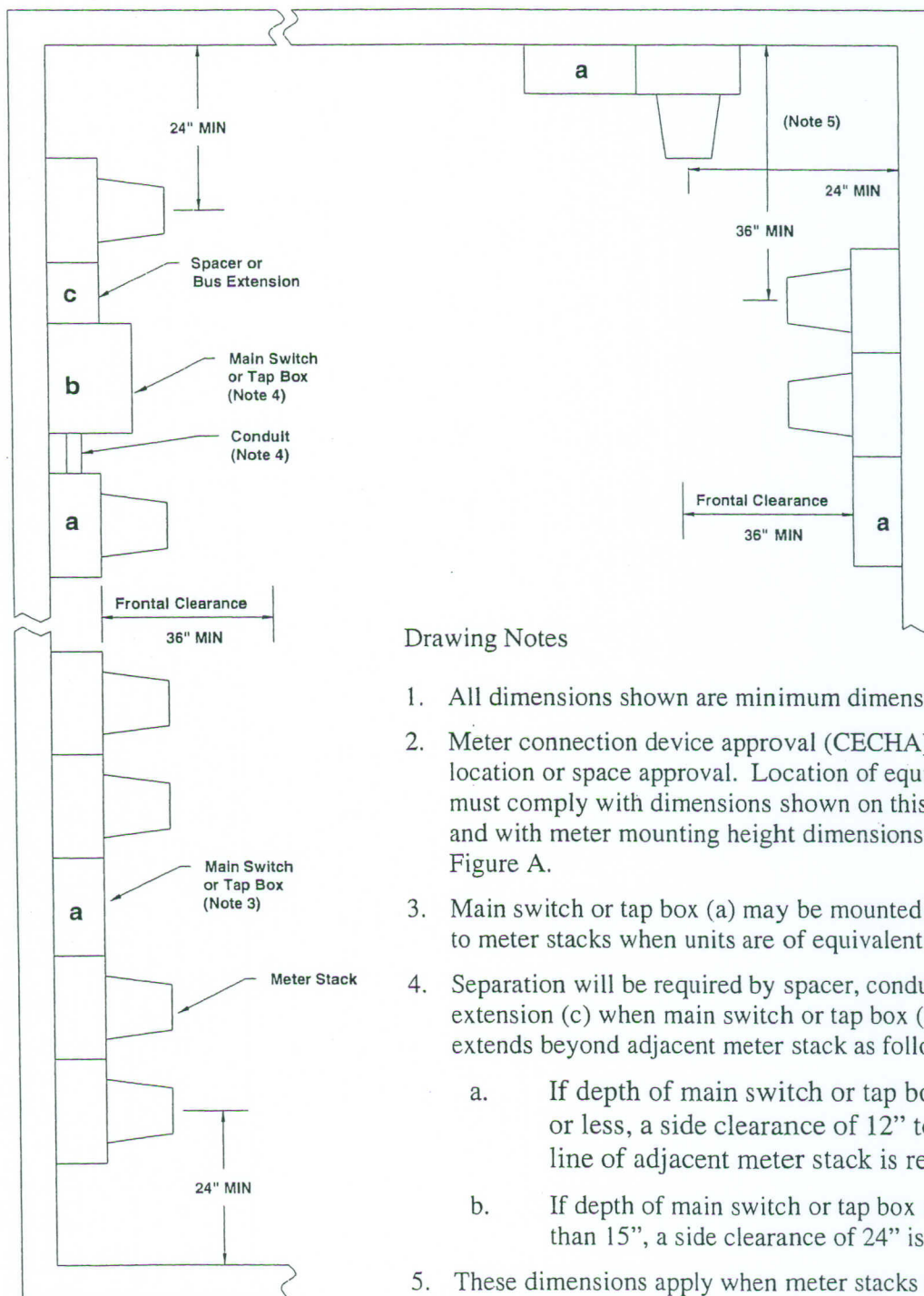


Figure B – Frontal and Side Clearance Requirements

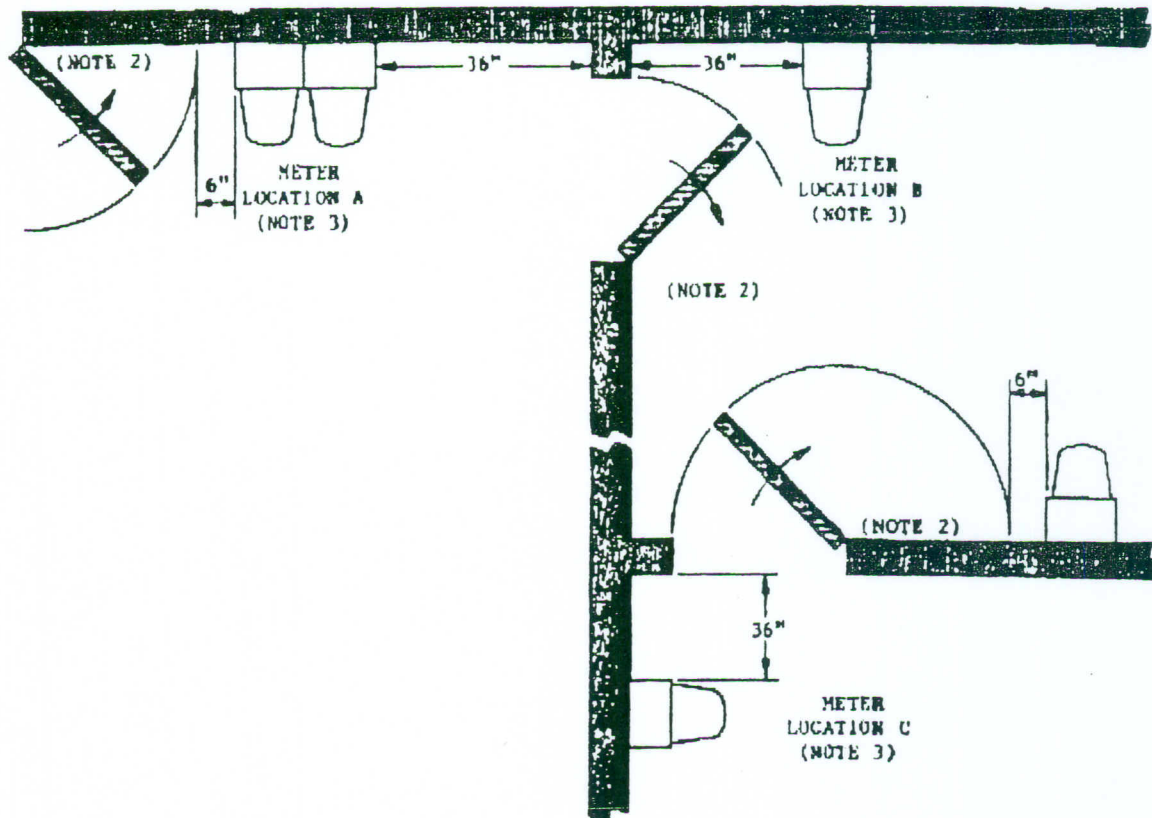


Drawing Notes

1. All dimensions shown are minimum dimensions.
2. Meter connection device approval (CECHA) is not a location or space approval. Location of equipment must comply with dimensions shown on this sketch, and with meter mounting height dimensions shown in Figure A.
3. Main switch or tap box (a) may be mounted adjacent to meter stacks when units are of equivalent depth.
4. Separation will be required by spacer, conduit, or bus extension (c) when main switch or tap box (b) extends beyond adjacent meter stack as follows:
 - a. If depth of main switch or tap box is 15" or less, a side clearance of 12" to center line of adjacent meter stack is required.
 - b. If depth of main switch or tap box is greater than 15", a side clearance of 24" is required.
5. These dimensions apply when meter stacks are mounted on adjacent corner walls.

Figure C – Swinging Door Clearance Requirements

Figure C - Swinging Door Clearance Requirements



Drawing Notes

1. All dimensions shown are minimum dimensions
2. Meters are not to be installed on walls where they will be behind an open swinging door.
3. Meters in locations A, B and C may require protective barriers if traffic through the doorway could cause damage to the meter or meter fitting. A minimum clearance of six inches from the nearest edge of the meter fitting to the barrier

SERVICE ENTRANCE LOCATION AGREEMENT
SER # WD080004
FOR
VILLAGE OF LOMBARD-BOOSTER STATION
1418 S MEYERS RD YORK TOWNSHIP, ILLINOIS

THIS INFORMATION IS PROVIDED FOR THE CUSTOMER AND ALL ASSOCIATED CONTRACTORS.

Class of Business: COMMERCIAL

Service voltage: 277/480V

Connected load: 200

kW

Estimated maximum demand: 115 kW

Switch Size: 600 A

SHORT CIRCUIT CURRENT

The short circuit current which can be delivered from Commonwealth Edison Company's system, calculated at Commonwealth Edison's transformer secondary terminals, is 10,630 amperes symmetrical rms 3 phase, at 277/480V volts for transformer 455211A3

. Any future transformer change may result in a change in fault duty.

The electrical characteristics of circuits used in extending from the aforementioned point(s) and those of your rotating equipment will affect the short circuit duty imposed on your electrical facilities.

We suggest that this information be conveyed to the designer of your electrical system to enable them to specify an adequate and economical installation.

The customer shall conform to both Municipal codes and to Commonwealth Edison Company's *Information and Requirements for the Supply of Electric Service*. In localities where municipal approval is required, Commonwealth Edison will not connect service until such approval is received. Location given is for the load shown above, and any change in the load requires customer to contact Commonwealth Edison.

Approval of this document(s) will constitute customer's approval of service location and requirements as provided. Any addends, changes, or deletions to this document must be approved by both parties by initialing and dating such items. Any changes and/or deviations from the original specifications may result in (additional) customer charges and/or delay the start of construction.

COMMONWEALTH EDISON COMPANY
 CUSTOMER DESIGN AND CONSTRUCTION DEPT.

 DON SHEPHERD

CUSTOMER FACILITIES ENGINEER

PHONE: (630) 691-_____

DATE: January 3, 2008

LOCATION PLAN FOR ELECTRICAL
 FACILITIES APPROVED BY:

 CUSTOMER'S NAME (PLEASE PRINT)

X VILLAGE PRESIDENT
 TITLE

X VILLAGE OF LOMBARD

CUSTOMER'S SIGNATURE

DATE

Customer to:

Locate and stake all existing underground non-J.U.L.I.E. member facilities in proposed trench route/construction area. Customer accepts responsibility for damage to such facilities not properly located and staked.

Accept responsibility for all repairs or replacements of trees, shrubs, or pavement, etc. resulting from the installation, repair, or replacement of Commonwealth Edison facilities on customer property.

Be responsible for property line and/or easement stakes.

Note that prior to construction operations, the customer shall make the easement strip or work area accessible to Commonwealth Edison Company equipment.

Install, own, and maintain secondary cable to Commonwealth Edison Company transformer. Cable to be sufficient length to reach the secondary connections of the transformer.

Furnish lugs and connect at switch.

Customer to install (1) sleeve of Schedule 40 PVC 4" GREY from ct cabinet to new pole. To install 90 degree sweep at pole and come up at least 10ft up pole and leave coiled at pole.

Withstand self-induced flicker and where any of the customer's utilization equipment has characteristics which, in the company's judgment, may cause interference with service to other customers or result in operation at a low power factor, the customer shall, at the request of the company, provide suitable facilities to preclude such interference or improve such power factor, or both, as the case may be. Otherwise, the company shall have the right to provide, at the expense of the customer, the facilities necessary to preclude such condition or conditions.

Install, own, and maintain meter connection device(s) per the attached Commonwealth Edison specifications MDG-7.

Commonwealth Edison Company to:

Install, own, and maintain transformer.

Install, own, and maintain primary wire or cable.















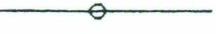












Furnish lugs and connect secondaries at transformer/pedestal/pole.

Special Note:

This cost estimate is for Commonwealth Edison Company facilities **only**. There may be additional costs required by other utilities or communication companies. They should be contacted for their associated charges.

This plan and/or charges are contingent upon Commonwealth Edison Company obtaining all necessary permits. Any additional cost to obtain the permits will be borne by the customer as increased optional facility charges before any work will begin.

SKETCH SYMBOLS

	EXISTING POLE (HALF SHADED ● INDICATES IBT 1/2 OWNERSHIP) (◎ INDICATES CUSTOMER OWNED POLE)
	PROPOSED POLE
	EXISTING POLE TO BE REPLACED
	EXISTING DOWN GUY AND ANCHOR
	PROPOSED DOWN GUY AND ANCHOR
	REMOVAL SYMBOL
	EXISTING OVERHEAD PRIMARY CIRCUIT (DASHES INDICATED # OF PHASES)
	PROPOSED OVERHEAD PRIMARY CIRCUIT
	EXISTING POLE MOUNTED TRANSFORMER
	PROPOSED POLE MOUNTED TRANSFORMER
	POLE MOUNTED TRANSFORMER TO BE REPLACED
	EXISTING CABLE TERMINAL POLE (DOWN FEED)
	PROPOSED CABLE TERMINAL POLE (DOWN FEED)
	EXISTING SERVICE DROP OR SECONDARY AERIAL CABLE
	PROPOSED SERVICE DROP OR SECONDARY AERIAL CABLE
	EXISTING OPEN WIRE SERVICE DROP OR SECONDARY
	EXISTING UNDERGROUND PRIMARY CABLE (DASHES INDICATE PHASES)
	PROPOSED UNDERGROUND PRIMARY CABLE
	EXISTING UNDERGROUND SECONDARY OR SERVICE CABLE
	PROPOSED UNDERGROUND SECONDARY OR SERVICE CABLE
	EXISTING PAD MOUNTED TRANSFORMER (BASE OF TRIANGLE = FRONT)
	PROPOSED PAD MOUNTED TRANSFORMER
	PAD MOUNTED TRANSFORMER TO BE REPLACED
	CABLE PROTECTION TUBES OR CONDUITS
	SPLICE PIT
	EXISTING METER ENCLOSURE
	PROPOSED METER ENCLOSURE



SERVICE ENTRANCE LOCATION SKETCH

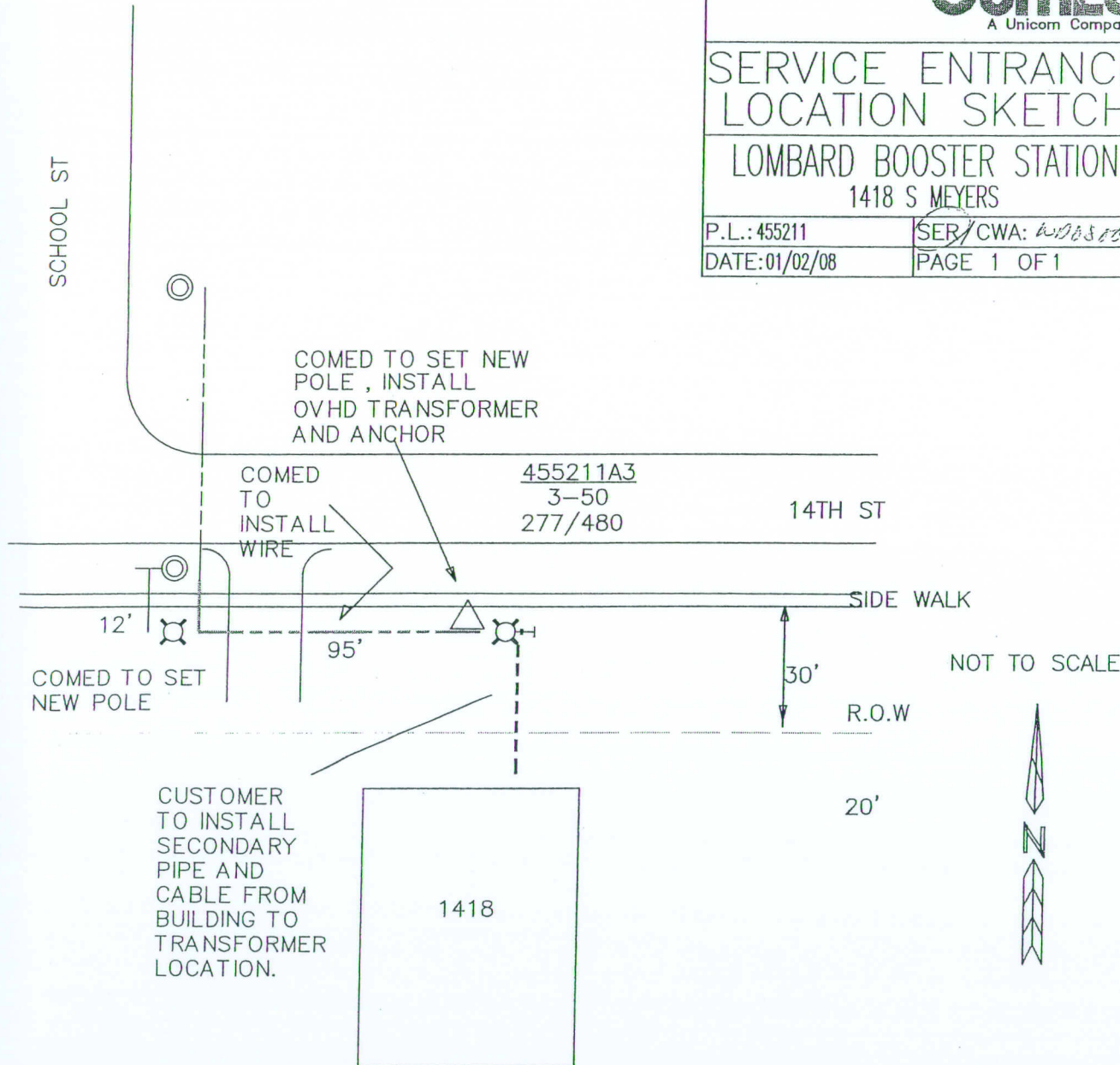
LOMBARD BOOSTER STATION
1418 S MEYERS

P.L.: 455211

SER/CWA: *WDS/roo*

DATE: 01/02/08

PAGE 1 OF 1



METERING CHECKLIST

AD-1002

The following items **MUST** be **COMPLETE** before any meters can be set.

Customer

- ☐ If applicable a permit **must** be obtained prior to ComEd notification and/or approval.
- ☐ ALL fittings must have a **CECHA** stamp to receive ComEd approval.
- ☐ ALL meter sockets must be clearly identified with unit number, fire pump, building meter, etc. on the fitting.
- ☐ ALL units must be clearly identified, using the final unit number, designation and/or address on the units breaker panel.
- ☐ ALL load wires must be landed and terminated between the meter socket and unit panels.

Single Phase Metering

- ☐ A fifth jaw is required at the 9 O'Clock position of the socket for "**WYE**" (120/208v) services.
- ☐ If there is no **bypass handle** provided on the socket, **jumping studs/horns** are required on the line and load connectors of the meter fitting.

Three Phase Self-Contained Metering

- ☐ All three phase, 120/240V, 4 wire self-contained meter installations (200 Amps. or less), the **high phase** must be attached on the right side of the fitting.
- ☐ All phases and the neutral must be clearly identified with tape of the correct color (per NEC).
- ☐ An integrated bypass lever is required for all three phase, self-contained meter fittings.

Three Phase Transformer Rated Metering

- ☐ **High phase** must be in the center position in all current-transformer cabinet installations.
- ☐ Please make sure the **switchgear size, estimated demand load and voltages** have been provided to the Project Engineer. Also, an approved **wiring harness must be provided** in all current-transformer cabinet installations when the meter fitting is on the CT cabinet door. (Piggy Backed)

When all applicable items are checked off, sign, date and fax this form to the address below. If required a city/village inspection is suggested, in addition to the above ComEd requirements.

I hereby certify that all requirements set forth above for metering installation are complete:

Customer / Contractors Signature: William J. Smith Phone # _____

Building/Project Address: _____

Date: _____

RETURN TO: ComEd

Contractor Builder Services

Project Engineer: _____

Fax: _____

Voice: _____

INFORMATION & REQUIREMENTS FOR METER CONNECTION DEVICES

I. BASIC REQUIREMENTS

With regard to meter connection devices that are approved for use in the ComEd service area, the basic requirements are as follows:

- 1) All meter connection devices must have CECHA stamp.
- 2) All meter connection devices must have ringless covers and reinforced jaws
- 3) By-passes are required on all meter sockets (horn type on single-phase and lever arm type on polyphase).

The above requirements are listed on each of the manufacturers' pages in this catalog to further emphasize their importance.

II. TYPICAL METER CONNECTION DEVICES

The arrangement of meter connection devices will generally fall into one of the following categories:

- 1) Single position overhead
- 2) Single position underground (with raceway)
- 3) Multiple position horizontal grouped sockets (overhead or underground service)
- 4) All-In-One type multiple position metering unit (overhead or underground service)
- 5) Vertically grouped sockets (multiple position; indoor or outdoor)
- 6) Switchboard type metering panels (multiple position; indoor)

Diagrams of these various categories are shown in Exhibit A. Categories 1 through 4 above will generally be installed outdoors. The vertically grouped sockets (category 5) can be installed indoors or outdoors. The installation of vertical sockets will be covered in greater detail in Section V. Category 6 (switchboard type metering panels) are designed for indoor installation, mainly in commercial buildings.

III. METER MOUNTING HEIGHTS

Meter connection devices must be installed at heights where meters can be installed and read safely by meter personnel standing adjacent to the meter. Access to meters by crawling on hands and knees or by standing on a ladder is not acceptable. The minimum meter mounting height is 30-inches, and the maximum height can be 60 to 72 inches depending on the type of meter connection device. The minimum and maximum meter mounting heights are shown in Exhibit A.

Figure A – Meter Mounting Height Requirements

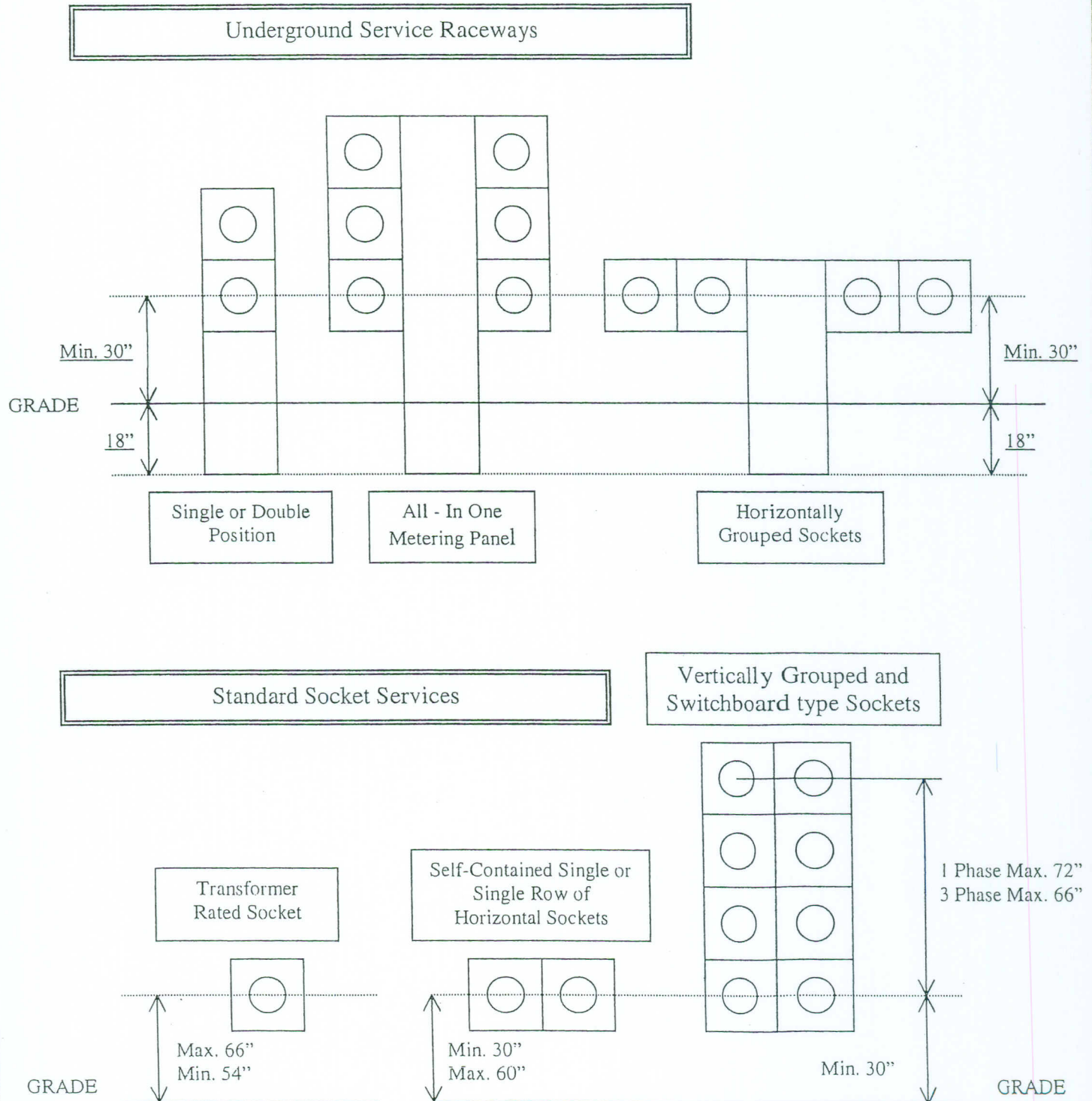
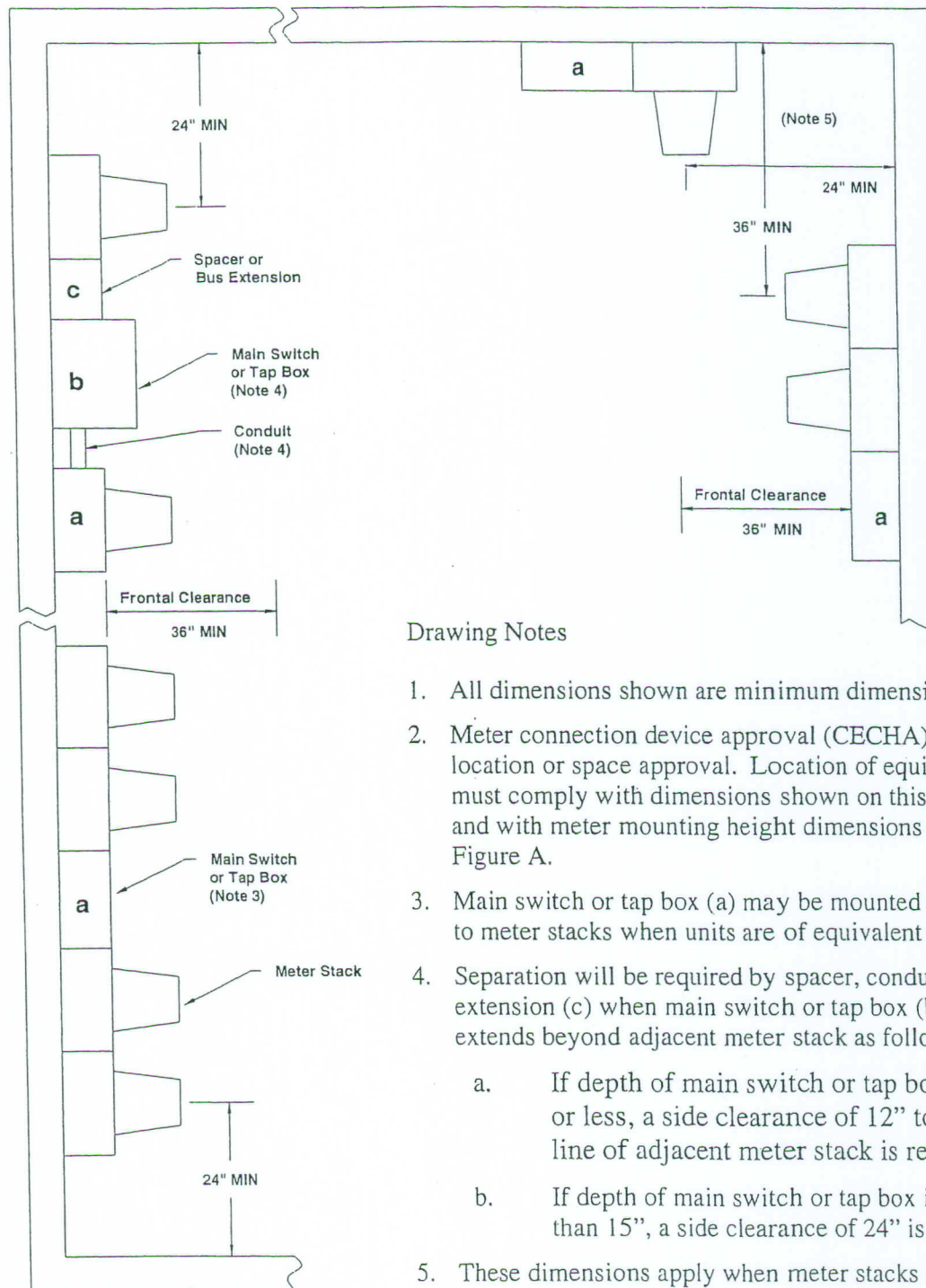


Figure B – Frontal and Side Clearance Requirements

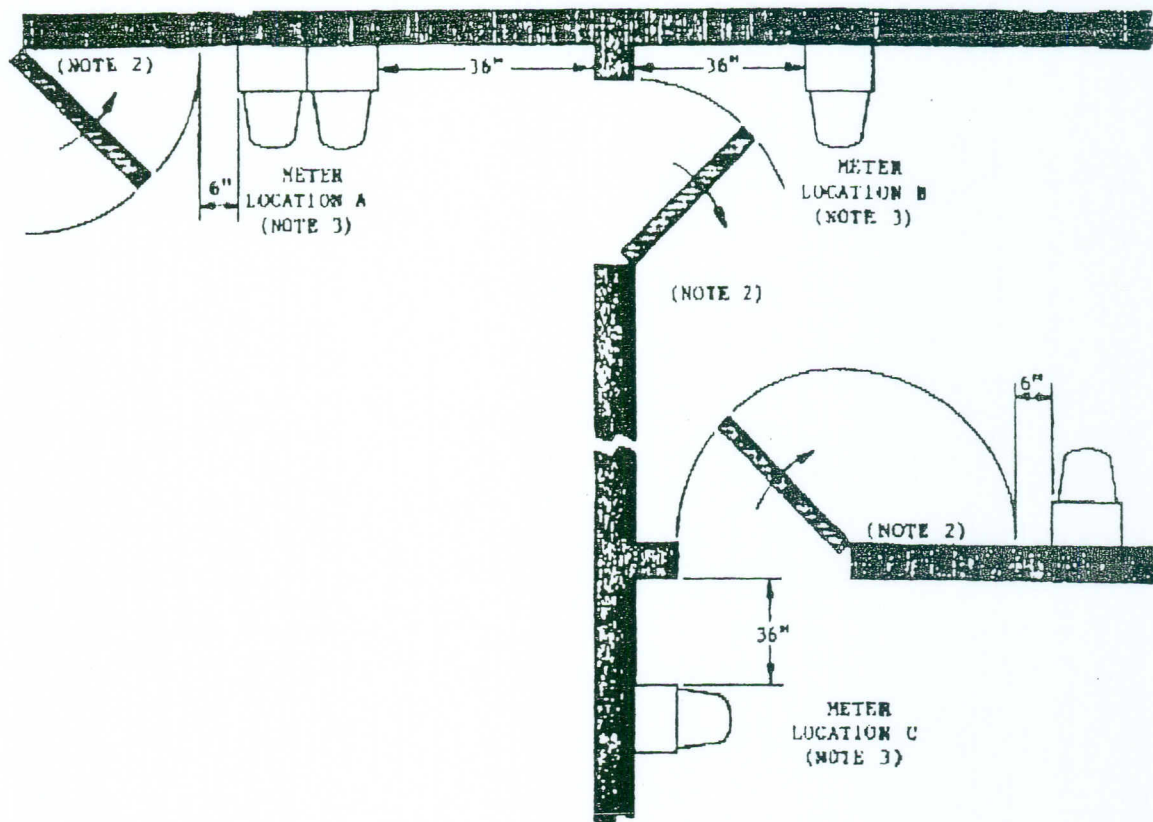


Drawing Notes

1. All dimensions shown are minimum dimensions.
2. Meter connection device approval (CECHA) is not a location or space approval. Location of equipment must comply with dimensions shown on this sketch, and with meter mounting height dimensions shown in Figure A.
3. Main switch or tap box (a) may be mounted adjacent to meter stacks when units are of equivalent depth.
4. Separation will be required by spacer, conduit, or bus extension (c) when main switch or tap box (b) extends beyond adjacent meter stack as follows:
 - a. If depth of main switch or tap box is 15" or less, a side clearance of 12" to center line of adjacent meter stack is required.
 - b. If depth of main switch or tap box is greater than 15", a side clearance of 24" is required.
5. These dimensions apply when meter stacks are mounted on adjacent corner walls.

Figure C – Swinging Door Clearance Requirements

Figure C - Swinging Door Clearance Requirements



Drawing Notes

1. All dimensions shown are minimum dimensions
2. Meters are not to be installed on walls where they will be behind an open swinging door.
3. Meters in locations A, B and C may require protective barriers if traffic through the doorway could cause damage to the meter or meter fitting. A minimum clearance of six inches from the nearest edge of the meter fitting to the barrier