

VILLAGE OF LOMBARD
REQUEST FOR BOARD OF TRUSTEES ACTION
For Inclusion on Board Agenda

 X Resolution or Ordinance (Blue) _____ Waiver of First Requested
____ Recommendations of Boards, Commissions & Committees (Green)
____ Other Business (Pink)

TO: PRESIDENT AND BOARD OF TRUSTEES

FROM: Scott Niehaus, Village Manager

DATE: August 22, 2014 (COW) (B of T) **Date:** September 4, 2014

TITLE: Elizabeth Street Quad Gate Project
Stipulated Agreement

SUBMITTED BY: David A. Dratnol, PE, Village Engineer *DM*

BACKGROUND/POLICY IMPLICATIONS:

Construction project that will upgrade the crossing gates at Elizabeth Street and the railroad tracks to a quad gates system.

FISCAL IMPACT/FUNDING SOURCE:

Total Village Agreement Amount: \$104,470.00
Available Budget: \$111,500.00
Project Number: ST-13-05 Railroad Crossing at Elizabeth Street
Account: Capital Project Fund: 410.710.725

Review (as necessary):

Village Attorney X _____ Date _____
Finance Director X _____ Date _____
Village Manager X _____ Date _____

NOTE: All materials must be submitted to and approved by the Village Manager's Office by 12:00 noon, Wednesday, prior to the Agenda Distribution.



To: Scott Niehaus, Village Manager
Through: Carl S. Goldsmith, Director of Public Works
From: David A. Dratnol, PE, Village Engineer *DA*
Date: August 22, 2014
Subject: Elizabeth St. Quad Gates – Stipulated Agreement

The project will upgrade the crossing gates at Elizabeth Street and the railroad tracks to a quad gates system. The project is collaboration between the Village of Lombard, the Illinois Commerce Commission (ICC) and the Union Pacific Railroad (UPRR) in efforts to improve public safety for at-grade railroad crossings.

The project scope includes roadway and pedestrian railroad gates at all quadrants of the intersection. The crossing will be rebuilt, and detection loops will be placed in the pavement between the gates to detect vehicles on the railroad tracks. Sidewalk improvements and safety pavement markings also are addressed in the project.

After sending an application packet to the ICC, the Village received a Stipulated Agreement 1788 dated August 1, 2014 with the ICC, UPRR, and Illinois Department of Transportation. The Agreement is within Village scope and budget.

This work will be performed for an agreed portion of Village funding of \$104,470. The costs will be paid through the Capital Project Fund. The CIP budgets \$111,500 for Construction.

Please present this agreement and resolution for Stipulated Agreement to the President and Board of Trustees for their review at their regular meeting of September 4, 2014. If approved, please return two original signed copies of the agreement to Public Works Engineering for further processing.

DAD/ML

RESOLUTION

R _____ 14

**A RESOLUTION AUTHORIZING SIGNATURE OF
PRESIDENT AND CLERK ON AN AGREEMENT**

WHEREAS, the Corporate Authorities of the Village of Lombard have received an Agreement between the Illinois Commerce Commission, Union Pacific Railroad, Village of Lombard, and State of Illinois, Department of Transportation regarding the Elizabeth St. Quad Gates project as attached hereto and marked Exhibit "A"; and

WHEREAS, the Corporate Authorities deem it to be in the best interest of the Village of Lombard to approve such agreement.

NOW, THEREFORE, BE IT RESOLVED BY THE PRESIDENT AND BOARD OF TRUSTEES OF THE VILLAGE OF LOMBARD, DU PAGE COUNTY, ILLINOIS as follows:

SECTION 1: That the Village President be and hereby is authorized to sign on behalf of the Village of Lombard said agreement as attached hereto.

SECTION 2: That the Village Clerk be and hereby is authorized to attest said agreement as attached hereto.

Adopted this 4th day of September, 2014.

Ayes: _____

Nays: _____

Absent: _____

Approved this 4th day of September, 2014.

**Keith Giagnorio
Village President**

ATTEST:

**Sharon Kuderna
Village Clerk**

STATE OF ILLINOIS



ILLINOIS COMMERCE COMMISSION
TRANSPORTATION BUREAU / RAIL SAFETY SECTION

Michael E. Stead

Rail Safety Program Administrator

August 1, 2014

Claire E. Anderson
Manager of Field Engineering
Union Pacific Railroad Company
2 North Riverside, Suite 1700
Chicago, IL 60606

Carl Goldsmith
Director of Public Works
Village of Lombard
255 E. Wilson Avenue
Lombard, IL 60148

Jason Johnson
Rail Safety & Project Engineer
Illinois Department of Transportation
Bureau of Local Roads & Streets
2300 S. Dirksen Pkwy., Room 204
Springfield, IL 62764



Dear Ms. Anderson and Messrs. Goldsmith and Johnson:

Enclosed are copies of Stipulated Agreement 1788 concerning proposed improvements at the Elizabeth Street highway-rail grade crossing (AAR/DOT #174 944W, railroad milepost 20.11-CNWA) of the Union Pacific Railroad Company's tracks, in the Village of Lombard, Du Page County.

In accordance with the provisions of the Commission's Recommended Procedures for Initiation and Execution of the Stipulated Agreement, all parties must sign the Execution Page of the Agreement within 60 days from the date of mailing and return it to our office or the terms of the Agreement shall be renegotiated or declared void.

We urge all parties to act expeditiously in executing the agreement so that the Commission will be in a position to enter an early Order in this matter. If any changes are required, the sheets are to be corrected and sent with this executed Agreement.

Ms. Anderson and Messrs. Goldsmith and Johnson
August 1, 2014
Page Two

Thank you for your prompt attention to this matter. If you have any questions, or need additional information, please contact Brian Vercruysse, Senior Railroad Safety Specialist, at (312) 636-7760 or bvercruy@icc.illinois.gov.

Very truly yours,



Michael E. Stead
Rail Safety Program Administrator

Enclosure

cc: Adrian Guerrero, UP
Terry Brady, UP
Dan Corcoran, UP
Dave Dratnol, Village of Lombard

BV

STATE OF ILLINOIS
ILLINOIS COMMERCE COMMISSION
STIPULATED AGREEMENT 1788

This Agreement made and entered into, by and between the State of Illinois acting by and through the Illinois Commerce Commission (Commission), the Union Pacific Railroad (Company), the Village of Lombard (Village), and the State of Illinois, Department of Transportation (Department or IDOT).

WITNESSETH:

WHEREAS, it has come to the attention of the Commission through correspondence that inquiry should be made into the matter of improving public safety at the Elizabeth Street highway-rail grade crossing (AAR/DOT #174 944W, railroad milepost 20.11-CNWA) of the Union Pacific Railroad Company's tracks, in the Village of Lombard, Du Page County.

WHEREAS, proper investigation has been made of the circumstances surrounding the subject crossing by a representative of the Commission's Transportation Division Railroad Section; and

WHEREAS, the physical aspects, including geometrics of the intersection, train movements, vehicular traffic volume, and other pertinent data relating to the crossings have been obtained and shown on Exhibit A, attached to this Agreement; and

WHEREAS, the parties are mutually agreeable to accomplish proposed improvements to the crossing upon determination of the Commission by Order.

NOW, THEREFORE in consideration of the premises and of the mutual covenants and agreements as hereinafter contained the parties pray that the Commission enter an Order according to the provisions of Section 18c-7401 of the Illinois Commercial Transportation Law, 625 ILCS 5/18(c)-7401, requiring that certain improvements as hereinafter stated be made and that the cost for the proposed improvements be divided among the parties according to law and that in the interest of the traveling public the Grade Crossing Protection Fund (GCPF) of the Motor Fuel Tax Law (MFT) be required to bear a substantial portion of the cost; To Wit the parties agree as follows:

Section 1 All improvements encompassed by this Agreement shall be made in accordance with all applicable State laws, rules, standards, regulations and orders and procedures in general.

Section 2 The parties are of the opinion that the following improvements in the interest of public safety at the aforesaid crossings should be:

- (a) Installation of a demonstration four quadrant gate system at the Elizabeth Street grade crossing, by the Company.
- (b) Completion of roadway work with renewal of the existing surface at the Elizabeth Street grade crossing per Exhibit B, by the Company.

Section 3 To facilitate the installation of the four quadrant gate system, the crossing surface will be reconstructed with new track and concrete panels by the Company. For ease of installation and limiting potential conflicts, the Company will also complete the roadway work and detector loop installation in conjunction with the renewal of the crossing surface. Staff of the Commission, in coordination with the Company and Village, has completed roadway plans for the Elizabeth Street crossing, attached herein as Exhibit B. The Company has prepared a preliminary cost estimate, attached and incorporated herein by reference as Exhibit C, to install the four quadrant gate system and accomplish the proposed railroad warning device improvements and associated roadway and track work, which may be required by Commission Order.

The Company shall upon a Commission Order, according to the requirements contained therein, prepare and submit duplicate copies of detailed drawings, detailed circuit plans, and any required specifications for the proposed improvements for the approval of the Commission. The Company agrees that an appropriate time for the submission of warning device plans should be one (1) month from the date of a Commission Order approving this Agreement.

The demonstration project will evaluate the four quadrant gate system operating in dynamic mode with vehicle detection and exit gate control equipment within a triple track commuter and freight environment. In addition, the project will evaluate the operation of the four quadrant gate system in relation to the traffic signal at the intersection of Elizabeth Street and St. Charles Road, which is interconnected to the railroad warning devices.

Section 4 The Company shall upon Order, according to the requirements contained therein, proceed toward the completion of the proposed improvements, accomplishing the work with its own forces or appropriate contracted services and agrees that an appropriate time for the completion of the proposed improvements should be November 30, 2014.

Section 5 The parties agree that an equitable division of cost for the proposed improvements is as follows:

- COST DIVISION TABLE -

IMPROVEMENT	EST. COST	GCPF	COMPANY	VILLAGE	IDOT
Install Four Quadrant Gates, including, roadway work, track work, and in-pavement vehicle detector loops at the Elizabeth Street crossing, by the Company	\$429,656	\$325,186 ¹	\$0 ^{2,3,4,5}	\$104,470 ⁴	\$0
TOTALS	\$429,656	\$325,186	\$0	\$104,470	\$0

Notes:

1. Total Grade Crossing Protection Fund (GCPF) assistance for installation not to exceed \$325,186; any installation costs above the estimated amount of \$429,656 will be assigned to the GCPF upon submittal and review of evidence to support the additional cost and subject to approval by the Commission;
2. The Company shall be responsible for all maintenance costs associated with the entire four quadrant gate system. For future actual costs incurred for maintenance of the in-pavement inductive detector loops, in accordance with Public Act 96-0034, the Company may request reimbursement from the GCPF. Payment would then be authorized through a subsequent order(s) upon submittal and review of evidence to support the maintenance costs, and subject to approval by the Commission.
3. Company shall be responsible for all future operating and maintenance costs associated with the new automatic warning devices and circuitry;
4. Company will be responsible for construction of the work detailed in Exhibit B in conjunction with the crossing surface renewal. Upon completion, the Village shall be responsible for the maintenance of the roadway, fencing, and swing gates;
5. GCPF assistance to provide reimbursement for material costs associated with the crossing surface renewal; Company responsible for labor costs.

Section 6 Special Provisions: The Company shall complete and submit the Project Manager Information portion of the Project Status Report sheet, attached as Exhibit D, along with this executed Agreement.

The Company shall, at six (6) month intervals from the date of the Commission Order approving this Agreement, submit to the Director of Processing and Information, Transportation Bureau of the Commission, the Project Status Report, attached as Exhibit D, regarding the progress it has made toward completion of the work required by this Agreement. Each Project Status Report shall include the Commission Order's docket number, the Order date, the project completion date as noted in the Order, crossing information (inventory number and railroad milepost), type of improvement, and the name, title, mailing address, phone number, facsimile number, and electronic mailing address of the Company Project Manager.

All bills for work specified in Section 2 of this Agreement authorized for reimbursement from the Grade Crossing Protection Fund shall be submitted to the Fiscal Control Unit, Bureau of Local Roads and Streets, Illinois Department of Transportation, 2300 S. Dirksen Parkway, Springfield, IL 62764. The Department shall send a copy of all invoices to the Director of Processing and Information, Transportation Bureau of the Commission. All bills shall be submitted no later than twelve (12) months from the completion date specified in

the Commission Order approving this Agreement. The final bill for expenditures from each party shall be clearly marked "Final Bill". The Department shall not obligate any assistance from the Grade Crossing Protection Fund for the cost of proposed improvements described in this Agreement without prior approval by the Commission. The Commission shall, at the end of the 12th month from the completion date specified in the Commission Order approving this Agreement or any Supplemental Order(s) issued for this project, notify the Department to de-obligate all residual funds accountable for this project. Notification may be by regular mail, electronic mail, fax, or phone.

SECTION 7 Billing: For all work specified in Section 2 of this Agreement, and authorized by an Order of the Commission, the Company shall assure that sufficient documentation for all bills is made available for review by the Department or the Department's representative. The minimum documentation that must be made available is outlined below:

- a) Labor Charges (including additives) - Copies of employee work hours charged to the railroad account code for the project.
- b) Equipment Rental - Copies of rental agreements for the equipment used, including the rental rate; number of hours the equipment was used and the railroad account code for the project.
- c) Material - An itemized list of all materials purchased and installed at the crossing location. If materials purchased are installed at multiple crossing locations, a notation must be made to identify the crossing location.
- d) Engineering - Copies of employee work hours charged to the railroad account code for the project.
- e) Supervision - Copies of employee work hours charged to the railroad account code for the project.
- f) Incidental Charges - An itemized list of all incidental charges along with a written explanation of those charges.
- g) Service Dates - Invoice shall include the beginning and ending date of the work accomplished for the invoice.
- h) Final or Progressive - Each invoice shall be marked as a Progressive or a Final Invoice.
- i) Reference Numbers - Each invoice shall include the AAR/DOT number, the ICC order number and the state job number when federal funds are involved.
- j) Locations - Each invoice shall show the location, with the street name and AAR/DOT crossing inventory number.

Section 8 This Agreement shall be binding upon the parties hereto, their successors or assigns. Upon execution of this Agreement by all parties, the Commission shall enter an appropriate Order, within 60 days accepting or rejecting such stipulation according to the provisions contained herein.

In Witness Whereof, the parties have caused this Agreement to be executed by their duly authorized officers, as of the dates indicated on their respective Execution Pages, attached hereto.

Executed by the Commission this 1st day of August 2014.

Michael E. Stead

Michael E. Stead
Rail Safety Program Administrator

Attest:

Brian A. Vercruysse

Brian A. Vercruysse
Senior Rail Safety Specialist

**ILLINOIS COMMERCE COMMISSION
STIPULATED AGREEMENT
CROSSING DATA FORM**

GENERAL INFORMATION: See Location Sketch

RAILROAD	Union Pacific Railroad Company
USDOT#, MILEPOST	1749 44W, MP 20.11
STREET, CITY, COUNTY	Elizabeth Street, Village of Lombard, DuPage County
JURISDICTION (RDWY)	Village of Lombard
LOCATION	Residential; School Zone; Commercial; Metra Station
STREET SURFACE	Bituminous; 27' to 30'

CROSSING DATA: See Location Sketch for roadway profile and track centers

TRACK (N-S)	SURFACE TYPE	SURFACE WIDTH	SURFACE CONDITION
1 N	Concrete Panel	82'	Settling
2	Concrete Panel	82'	Settling
3	Concrete Panel	82'	Settling

ROADWAY DATA: See Location Sketch

INTERSECTING ROADS:	McGuire Drive (35' North); Parkside (79' South); St. Charles (290' North)
TRAFFIC CONTROL	Traffic Signal Interconnect with St. Charles Road/Elizabeth St.
ADT & SPEED	7000 @ 30 MPH (3% Trucks)
TRAFFIC TYPE	Cars, trucks/trailers, buses
ADVANCE WARNING	Yes
PAVEMENT MARKING	Yes

RAILROAD DATA: See Location Sketch

FREIGHT TRAFFIC	50 Per day @ 60 MPH
PASSENGER TRAFFIC	54 @ 79 MPH
WARNING DEVICES	Automatic Flashing Light Signals/Road & Ped Gates/Bells

COMMENTS:

Crossing Meets Profile Requirements; no improvements are required.

See Exhibit B for a Location Sketch (Aerial Photo) of the crossing.

PLANS FOR ESTIMATING

UNION PACIFIC RAILROAD COMPANY

ELIZABETH STREET GRADE CROSSING IMPROVEMENTS
AAR/DOT #174 944W, RAILROAD MILEPOST 20.14
GENEVA SUBDIVISION

VILLAGE OF LOMBARD, DUPAGE COUNTY, IL

LOCATION MAP



SUMMARY OF QUANTITIES

No.	Item Description	Unit	Quantity
1	Mobilization	LS	1
2	Traffic Control and Detour	LS	1
3	Concrete Curb and Gutter Removal	LF	61
4	PCC Sidewalk Removal	SF	565
5	Bituminous Concrete Pavement Removal (Full Depth - Assume 8" by tracks)	SF	1576
6	Bituminous Concrete Pavement Milling - 1-1/2"	SF	1944
7	Combination Concrete Curb and Gutter B6.12	LF	113'
8	PCC Sidewalk 5"	SF	480
9	PCC Sidewalk 6"	SF	390
10	HMA Bituminous Base Course, IL-19.0, N50	TN	53
11	HMA Bituminous Surface Course, Mix C, N50	TN	50
12	Bituminous Materials (Prime Coat)	TN	50
13	Bituminous Butt Joint	GAL	196
14	Driveway Grass-Crete	EA	2
15	Cast-in Place Detectable Warning Plates	SF	200
16	4" White Thermoplastic Pavement Marking	EA	7
17	4" Yellow Thermoplastic Pavement Marking	EA	80
18	6" White Thermoplastic Pavement Marking	LF	80
19	12" White Thermoplastic Pavement Marking	LF	174
20	24" White Thermoplastic Pavement Marking	LF	210
21	18" High Flexible Delineators (Yellow or Color per Village)	LF	54
22	14"x14" Sign - Do Not Enter Symbol	EA	54
23	14"x14" Sign - PUSH TO EXIT	EA	8
24	18"x24" Sign - RR Warning/Fine	EA	4
25	Gate, Special, (Exit Area Swing Gate)	EA	4
26	Fence Special, 3' - Galvanized Steel with Epoxy Primer & Acrylic Top Coat	EA	4
27		EA	4
28		EA	4
29		EA	4
30		EA	4
31		EA	4
32		EA	4
33		EA	4
34		EA	4
35		EA	4
36		EA	4
37		EA	4
38		EA	4
39		EA	4
40		EA	4
41		EA	4
42		EA	4
43		EA	4
44		EA	4
45		EA	4
46		EA	4
47		EA	4
48		EA	4
49		EA	4
50		EA	4
51		EA	4
52		EA	4
53		EA	4
54		EA	4
55		EA	4
56		EA	4
57		EA	4
58		EA	4
59		EA	4
60		EA	4
61		EA	4
62		EA	4
63		EA	4
64		EA	4
65		EA	4
66		EA	4
67		EA	4
68		EA	4
69		EA	4
70		EA	4
71		EA	4
72		EA	4
73		EA	4
74		EA	4
75		EA	4
76		EA	4
77		EA	4
78		EA	4
79		EA	4
80		EA	4
81		EA	4
82		EA	4
83		EA	4
84		EA	4
85		EA	4
86		EA	4
87		EA	4
88		EA	4
89		EA	4
90		EA	4
91		EA	4
92		EA	4
93		EA	4
94		EA	4
95		EA	4
96		EA	4
97		EA	4
98		EA	4
99		EA	4
100		EA	4

DESIGNED BY	REVISION	DATE	BY
DRAWN BY	REVISION	DATE	BY
CHECKED BY	REVISION	DATE	BY
DATE	REVISION	DATE	BY
UNION PACIFIC RAILROAD COMPANY	ELIZABETH STREET AT UNION PACIFIC RAILROAD COMPANY	VILLAGE OF LOMBARD, ILLINOIS	COVER SHEET, LOCATION & QUANTITIES
SCALE: 1" = 40'		SHEET 1 OF 1 SHEETS	

SOUTHWEST QUADRANT
EX. PED GATE
 CUT OFF WEIGHT ARM BRACKETS
 ROTATE TO PARALLEL TO TRACKS
 EXTEND GATE ARM TO EXIT GATE

INDUCTANCE DETECTOR
 TO BE
 INSTALLED ON BIT. BASE COURSE
 3" SURFACE COVER

**DEMONSTRATION PROJECT
 EXIT GATE CONTROL TO USE:
 GE ElectroLogix With Exit Gate Logic**



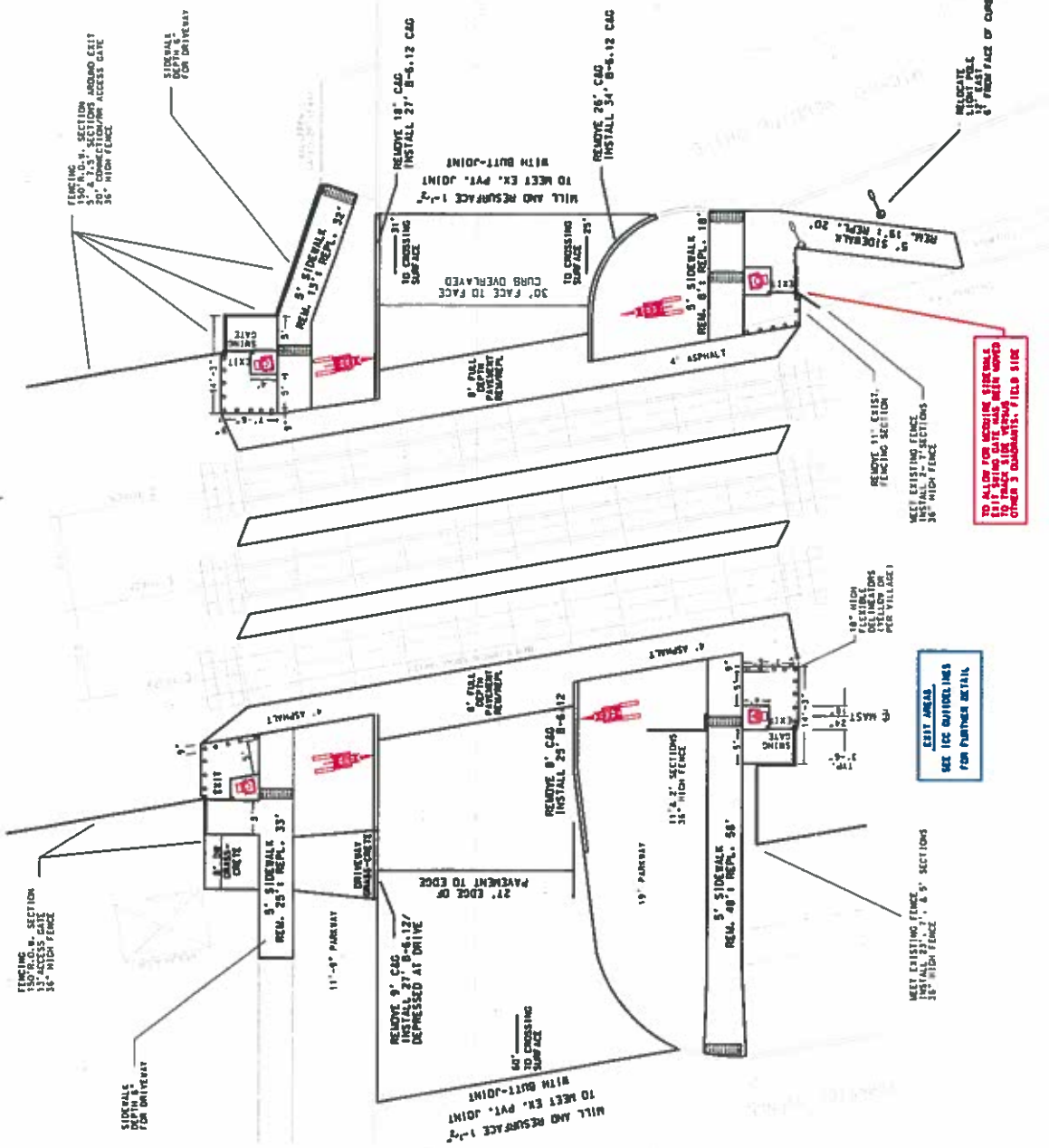
SOUTHEAST QUADRANT
EX. PED GATE
 REMAINS IN PLACE
 AT 19' FROM CL OF TRACK
 CUT OFF WEIGHT ARM BRACKETS

TO USE FOR LOCATING SIDEWALK
 FOR SPRING GATE MASTS BEING MOVED
 TO TRACK SIDE VERSUS
 OTHER 3 QUADRANTS - FIELD SIDE

CONTACT FENCE POST
 FOR SPRING GATE MASTS
 SEE ICC GUIDELINES &
 FENCING PLAN FOR DETAIL

**LAYOUT TO BE COMPLETED
 WITH ICC ENGINEER
 PRIOR TO INSTALLATION**

USER NAME: WJH/MS	DESIGNED: WJH	REVIEWED: WJH	SCALE: AS SHOWN	SHEET: 2 OF 3	PROJECT: SA 1760
PROJECT: ELIZABETH STREET AT UNION PACIFIC RAILROAD COMPANY VILLAGE OF LOMBARD, ILLINOIS	DRAWN: WJH	REVIEWED: WJH	DATE: 01/03/11	PROJECT: SA 1760	PROJECT: SA 1760
PROJECT: ELIZABETH STREET AT UNION PACIFIC RAILROAD COMPANY VILLAGE OF LOMBARD, ILLINOIS	CHECKED: WJH	REVIEWED: WJH	DATE: 01/03/11	PROJECT: SA 1760	PROJECT: SA 1760
PROJECT: ELIZABETH STREET AT UNION PACIFIC RAILROAD COMPANY VILLAGE OF LOMBARD, ILLINOIS	DATE: 01/03/11	REVIEWED: WJH	DATE: 01/03/11	PROJECT: SA 1760	PROJECT: SA 1760

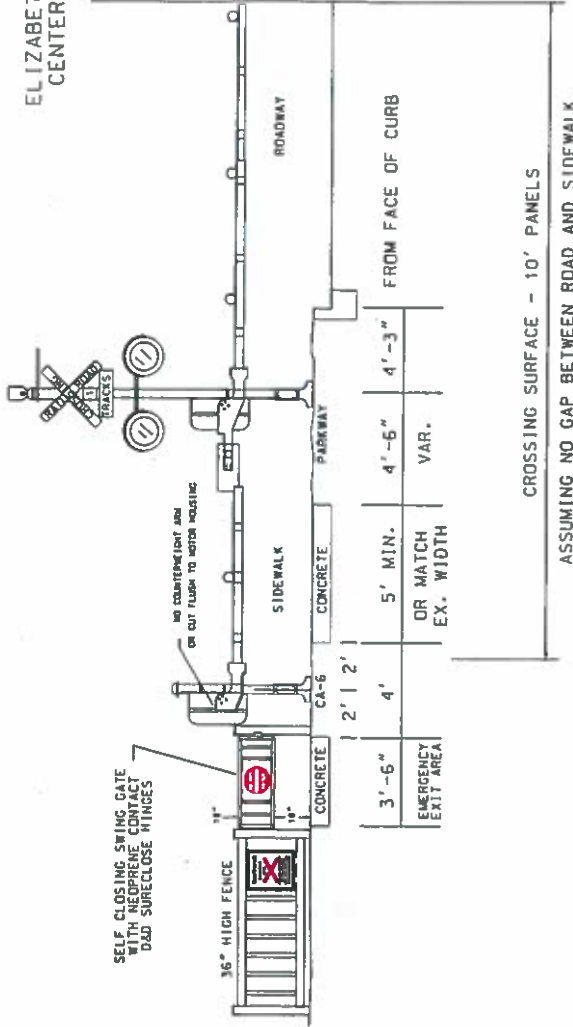


ALLIANCE CONSULTING CORPORATION VILLAGE OF LOMBARD UNION PACIFIC RAILROAD COMPANY	DESIGNED BY: [] DRAWN BY: [] CHECKED BY: [] DATE: []	REVISIONS NO. 1 DATE: []	SCALE: 1/8" = 1'-0" SHEET 3 OF 3 SHEETS STA. 19.51A	ROADWAY PLAN ELIZABETH STREET AT UNION PACIFIC RAILROAD COMPANY VILLAGE OF LOMBARD, ILLINOIS	COUNTY: [] DATE: [] ENGINEER: GENEVA SUBDIVISION
---	---	---------------------------------	--	--	--

PEDESTRIAN VIEW AT EXIT GATE - TRAIN APPROACHING
CONCEPTUAL CROSS SECTION (NTS)

- NOTES:
 1. DESIGN TO COMPLY WITH MUTCD
 2. ESCAPE AREA DESIGN- COMPLY WITH CHAPTER 41
 "ACCESSIBLE ROUTES" OF ADA AND ABA GUIDELINES
 AMENDED AUGUST 5, 2005, OR LATEST REVISION
 3. "WARNING" SIGN INDICATED DOES NOT PER
 CHAPTER 41 COMMUNICATION ELEMENTS AND FEATURES.
 ADA AND ABA GUIDELINES DETERMINED IN FIELD DUE TO
 4. VARIABILITY OF LOCATIONS.

ELIZABETH ST.
CENTERLINE



PEDESTRIAN SIGNS

SWING GATE MOUNT

FENCE MOUNT



VIEW TO TRACK



VIEW FROM TRACK



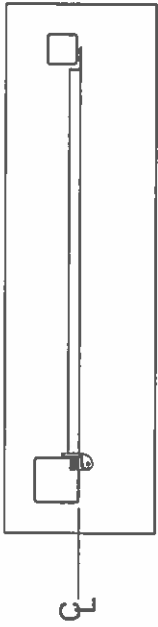
DESIGNED BY	REVISION	DATE	BY
DRAWN BY	REVISION	DATE	BY
CHECKED BY	REVISION	DATE	BY
DATE	DATE	DATE	DATE

UNION PACIFIC RAILROAD COMPANY
VILLAGE OF LOMBARD, ILLINOIS

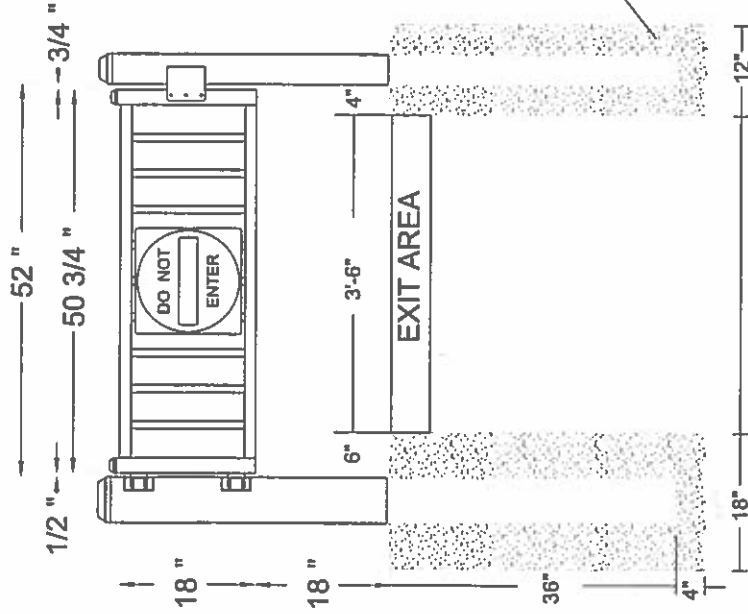
ELIZABETH STREET AT UNION PACIFIC RAILROAD COMPANY
VILLAGE OF LOMBARD, ILLINOIS

TYPICAL CROSS SECTION AT EXIT AREA

SCALE: 1/8" = 1'-0" SHEET 316 TO 318



- Gate Upright:
 Rails:
 Pickets:
 Posts:
- 2"sq (11ga)
 - 1.5"sq (14ga)
 - 1"sq (14ga)
 - 6"sq (12ga) - Post at Hinge
 - 4"sq (12ga) - Post at Gate Stop



- Hardware:
- Gate Stop
 - 14x14 Sign (Do Not Enter)
 - 14x14 Sign (Push To Exit)
- Hardware (Shall Be D&D Technologies):
- Bolt On Sure Close Flush Mount Hinge

CLASS SI CONCRETE

ELWOOD COMMERCIAL CORPORATION VILLAGE OF LOMBARD UNION PACIFIC RAILROAD COMPANY	DESIGNED BY	REVISION	ELIZABETH STREET AT UNION PACIFIC RAILROAD COMPANY VILLAGE OF LOMBARD, ILLINOIS	SHEET NO. OF TOTAL SHEETS 10 OF 10	SCALE(S) AS SHOWN	PROJECT NO. 02-5118 Z-202	COUNTY DECATUR	DATE 04/15/20
	DRAWN BY	REVISION						
CHECKED BY DATE	CHECKED BY DATE	CHECKED BY DATE						

DATE: 2014-06-08

**ESTIMATE OF MATERIAL AND FORCE ACCOUNT WORK
BY THE
UNION PACIFIC RAILROAD**

DESCRIPTION OF WORK:
ESTIMATE FOR THE SIGNAL AND TRACK WORK ON ELIZABETH STREET IN LOMBARD, IL
PROJECT IS 100% RECOLLECTIBLE FOR THIS PORTION

PID: SERVICE UNIT: 23 AWO: CITY: LOMBARD MP, SUBDIV: 20.11, GENEVA STATE: IL

DESCRIPTION:			Labor	Matl	RECOLL	UPRR	TOTAL
ENGINEERING WORK							
ENGINEERING PLAN REVIEW	AWO#		5,000		5,000	0	5,000
TRACK WORK				151,200	151,200	0	151,200
SIGNAL WORK			175,000	75,000	250,000	0	250,000
TOTAL ENGINEERING			<u>180,000</u>	<u>226,200</u>	<u>406,200</u>	<u>0</u>	<u>406,200</u>
FLAGGING WORK							
		DAYS	\$/DAY				
FLAGGING DAYS	CAN#	20	438	8,760	0	8,760	8,760
LABOR ADDITIVE	167.76%			14,696	0	14,696	14,696
TOTAL FLAGGING				<u>23,456</u>	<u>0</u>	<u>23,456</u>	<u>23,456</u>
ESTIMATED PROJECT COST							
CONST/PURCHASE EXPENSE			<u>203,456</u>	<u>226,200</u>			
RECOLLECTIBLE/UPRR EXPENSE					429,656	0	
ESTIMATED PROJECT COST							<u>429,656</u>

THE ABOVE FIGURES ARE ESTIMATES ONLY AND SUBJECT TO FLUCTUATION. IN THE EVENT OF AN INCREASE OR DECREASE IN THE COST OR QUANTITY OF MATERIAL OR LABOR REQUIRED, UPRR WILL BILL FOR ACTUAL CONSTRUCTION COSTS AT THE CURRENT EFFECTIVE RATE.

**ILLINOIS COMMERCE COMMISSION
TRANSPORTATION DIVISION / RAIL SAFETY SECTION**

PROJECT STATUS REPORT

TYPE: (CHECK ONE)

PROGRESS	<input type="checkbox"/>
COMPLETION ¹	<input type="checkbox"/>

DATE	<input type="text"/>
------	----------------------

PROJECT INFORMATION:

Reporting Party:	Union Pacific Railroad Company
Docket/Order #; Date:	
Status Reports Due:	6 month interval from Order date
Ordered Completion Date:	November 30, 2014
Completion Report Due ¹ :	
AAR/DOT#, RR Milepost:	174 944W; MP 20.11
Street, (in/near) City, County:	Elizabeth Street, Lombard, DuPage County
Railroad Company:	Union Pacific Railroad Company

¹Completion reports involving changes to the railroad crossing must include an updated USDOT Inventory Form.

PROJECT MANAGER INFORMATION²:

Name:	Claire Anderson
Title:	Field Manager
Representing:	UP
Street Address:	2 North Riverside, Suite 1700
City, State, Zip:	Chicago, IL 60606
Office Phone:	(312) 496-4726
Office Fax:	
Cellular Phone:	
E-Mail Address:	ceanders@up.com

DESCRIPTION OF IMPROVEMENTS ORDERED:

Reconstruct Crossing Surface with addition of sidewalk and pedestrian "exit" areas.

Install four quadrant gates with vehicle detection.

Install right-of-way fencing, and pedestrian swing gates.

STATUS OF WORK: (use additional blank sheet, if necessary)

Mail directed to the **Rail Safety Section** or the **Director of Processing and Information**,
Transportation Bureau of the Commission should be addressed to:

Illinois Commerce Commission
527 East Capitol Avenue
Springfield, IL 62701-1827

If you have questions contact:

Brian Vercruysse, Senior Railroad Safety Specialist
Phone: 312-636-7760
Email: bvercruy@icc.illinois.gov

A **Form 3 Petition** can be obtained from the Illinois Commerce Commission by calling
217/782-7660 or on the web at:

<http://www.icc.state.il.us/hq/library.aspx?key=Railroad%20Safety>

United States Department of Transportation Inventory Form #6180.71 can be
obtained on the web at:

<http://safetydata.fra.dot.gov/OfficeofSafety/Forms/Default.asp>

Submit Inventory forms to:

Federal Railroad Administration Office of Safety 1120 Vermont Avenue, NW Washington, DC 20590	<u>And</u>	Chief of Data Services Illinois Department of Transportation 2300 S. Dirksen Parkway, Room 318 Springfield, IL 62764
--	-------------------	---

Illinois Commerce Commission Stipulated Agreement 1788, executed by Commission Staff on August 1, 2014, concerning improving public safety at the Elizabeth Street highway-rail grade crossing (AAR/DOT #174 944W, railroad milepost 20.11-CNWA) of the Union Pacific Railroad Company's tracks, in the Village of Lombard, Du Page County.

Executed by the Village of Lombard this _____ day of _____ 2014.

VILLAGE OF LOMBARD

By: _____

Attest:

Illinois Commerce Commission Stipulated Agreement 1788, executed by Commission Staff on August 1, 2014, concerning improving public safety at the Elizabeth Street highway-rail grade crossing (AAR/DOT #174 944W, railroad milepost 20.11-CNWA) of the Union Pacific Railroad Company's tracks, in the Village of Lombard, Du Page County.

Executed by the Union Pacific Railroad Company this _____ day of _____ 2014.

UNION PACIFIC RAILROAD COMPANY

By: _____

Attest:

Illinois Commerce Commission Stipulated Agreement 1788, executed by Commission Staff on August 1, 2014, concerning improving public safety at the Elizabeth Street highway-rail grade crossing (AAR/DOT #174 944W, railroad milepost 20.11-CNWA) of the Union Pacific Railroad Company's tracks, in the Village of Lombard, Du Page County.

Executed by the Illinois Department of Transportation this _____ day of
_____ 2014.

STATE OF ILLINOIS
DEPARTMENT OF TRANSPORTATION

By: _____
Director of Highways

