

| | | |
|-----------------------|-------|----------|
| PROPOSAL SUBMITTED BY | | |
| RW Dunteman Company | | |
| Contractor's Name | | |
| P.O. Box 1129 | | |
| Street | | P.O. Box |
| Addison | IL | 60101 |
| City | State | Zip Code |

COUNTY _____ STATE OF ILLINOIS
 _____ DU PAGE
 _____ VILLAGE OF LOMBARD
 (Name of City, Village, Town or Road District)

FOR THE IMPROVEMENT OF
 STREET NAME OR ROUTE _____ VARIOUS
 SECTION NO. _____ 18-00000-01-GM
 TYPES OF FUNDS _____ MOTOR FUEL TAX and CORPORATE

- SPECIFICATIONS (required) PLANS (required) CONTRACT BOND (when required)

For Municipal Projects

Submitted/Approved/Passed

Mayor President of Board of Trustees Municipal Official

May 4, 2017

Department of Transportation

Concurrence in approval of award

Regional Engineer

Date

5-9-18

For County and Road District Projects

Submitted/Approved

Highway Commissioner

Date

Submitted/Approved

County Engineer/Superintendent of Highways

Date



County DuPage
Local Public Agency Village of Lombard
Section Number 17-00000-01-GM
Route Various

1. THIS AGREEMENT, made and concluded the 3rd day of May 2018,
Month and Year

between the Village of Lombard
acting by and through its President and Board of Trustees known as the party of the first part, and
R. W. Dunteman Company his/their executors, administrators, successors or assigns,
known as the party of the second part.

2. Witnesseth: That for and in consideration of the payments and agreements mentioned in the Proposal hereto attached, to be made and performed by the party of the first part, and according to the terms expressed in the Bond referring to these presents, the party of the second part agrees with said party of the first part at his/their own proper cost and expense to do all the work, furnish all materials and all labor necessary to complete the work in accordance with the plans and specifications hereinafter described, and in full compliance with all of the terms of this agreement and the requirements of the Engineer under it.

3. And it is also understood and agreed that the LPA Formal Contract Proposal, Special Provisions, Affidavit of Illinois Business Office, Apprenticeship or Training Program Certification, and Contract Bond hereto attached, and the Plans for Section 18-00000-01-GM, in Lombard, Illinois, approved by the Illinois Department of Transportation on _____, are essential documents of this contract and are a part hereof.

4. IN WITNESS WHEREOF, The said parties have executed these presents on the date above mentioned.

Attest:
Sharon Kuderna Clerk
(Seal)

The Village of Lombard
By [Signature]
Party of the First Part
(If a Corporation)

Corporate Name R. W. Dunteman Company
By [Signature]
President Party of the Second Part
Roland W. Dunteman, III
(If a Co-Partnership)

Attest:
JC Landgraf
Assistant Secretary
Jay C. Landgraf

Partners doing Business under the firm name of

Party of the Second Part
(If an individual)

Party of the Second Part



Route Various
County DuPage
Local Agency Village of Lombard
Section 18-00000-01-GM
Bond No. 30038822

We, R. W. Dunteman Company

600 South Lombard Road, Addison, IL 60101

a/an) Individual Co-partnership Corporation organized under the laws of the State of IL

as PRINCIPAL, and Continental Casualty Company

333 S. Wabash Ave., Chicago, IL 60604 as SURETY,

are held and firmly bound unto the above Local Agency (hereafter referred to as "LA") in the penal sum of One Million One Hundred Fifty Three Thousand Eighty Three Dollars and 91/100

Dollars (\$1,153,083.91), lawful money of the United States, well and truly to be paid unto said LA, for the payment of which we bind ourselves, our heirs, executors, administrators, successors, jointly to pay to the LA this sum under the conditions of this instrument.

WHEREAS THE CONDITION OF THE FOREGOING OBLIGATION IS SUCH that, the said Principal has entered into a written contract with the LA acting through its awarding authority for the construction of work on the above section, which contract is hereby referred to and made a part hereof, as if written herein at length, and whereby the said Principal has promised and agreed to perform said work in accordance with the terms of said contract, and has promised to pay all sums of money due for any labor, materials, apparatus, fixtures or machinery furnished to such Principal for the purpose of performing such work and has further agreed to pay all direct and indirect damages to any person, firm, company or corporation suffered or sustained on account of the performance of such work during the time thereof and until such work is completed and accepted; and has further agreed that this bond shall inure to the benefit of any person, firm, company or corporation to whom any money may be due from the Principal, subcontractor or otherwise for any such labor, materials, apparatus, fixtures or machinery so furnished and that suit may be maintained on such bond by any such person, firm, company or corporation for the recovery of any such money.

NOW THEREFORE, if the said Principal shall well and truly perform said work in accordance with the terms of said contract, and shall pay all sums of money due or to become due for any labor, materials, apparatus, fixtures or machinery furnished to him for the purpose of constructing such work, and shall commence and complete the work within the time prescribed in said contract, and shall pay and discharge all damages, direct and indirect, that may be suffered or sustained on account of such work during the time of the performance thereof and until the said work shall have been accepted, and shall hold the LA and its awarding authority harmless on account of any such damages and shall in all respects fully and faithfully comply with all the provisions, conditions and requirements of said contract, then this obligation to be void; otherwise to remain in full force and effect.

IN TESTIMONY WHEREOF, the said PRINCIPAL and the said SURETY have caused this instrument to be signed by their respective officers this 27th day of April A.D. 2018

PRINCIPAL

R. W. Dunteman Company
(Company Name)

(Company Name)

By: [Signature]
Roland W. Dunteman III (Signature & Title) President

By: _____
(Signature & Title)

Attest: [Signature]
Jay Landgraf, (Signature & Title) Assistant Secretary

Attest: _____
(Signature & Title)

(If PRINCIPAL is a joint venture of two or more contractors, the company names and authorized signature of each contractor must be affixed.)

STATE OF Illinois

COUNTY OF DuPage

I, C. J. Montalbano, a Notary Public in and for said county, do hereby certify that

Roland W. Dunteman III

Jay Landgraf

(Insert names of individuals signing on behalf or PRINCIPAL)

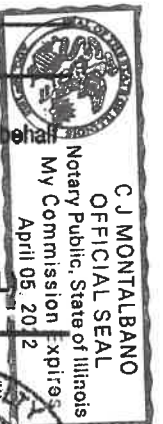
who are each personally known to me to be the same persons whose names are subscribed to the foregoing instrument on behalf of PRINCIPAL, appeared before me this day in person and acknowledged respectively, that they signed and delivered said instrument as their free and voluntary act for the uses and purposes therein set forth.

Given under my hand and notarial seal this 27th day of April A.D. 2018

My commission expires April 5, 2022

[Signature]
C. J. Montalbano Notary Public


(SEAL)



SURETY

Continental Casualty Company
(Name of Surety)

By: [Signature]
William Reidinger (Signature of Attorney-in-Fact)



STATE OF Illinois

COUNTY OF DuPage

I, Hina Azam, a Notary Public in and for said county, do hereby certify that

William Reidinger

(Insert names of individuals signing on behalf or SURETY)

who are each personally known to me to be the same persons whose names are subscribed to the foregoing instrument on behalf of SURETY, appeared before me this day in person and acknowledged respectively, that they signed and delivered said instrument as their free and voluntary act for the uses and purposes therein set forth.

Given under my hand and notarial seal this 27th day of April A.D. 2018

My commission expires April 22, 2020

[Signature]
Hina Azam Notary Public

(SEAL)



Approved this 3rd day of May, A.D. 2018

Attest: [Signature]

Village of Lombard

(Awarding Authority)

Village of Lombard Clerk

[Signature]
(Chairman/Mayor/President)

POWER OF ATTORNEY APPOINTING INDIVIDUAL ATTORNEY-IN-FACT

Know All Men By These Presents, That Continental Casualty Company, an Illinois insurance company, National Fire Insurance Company of Hartford, an Illinois insurance company, and American Casualty Company of Reading, Pennsylvania, a Pennsylvania insurance company (herein called "the CNA Companies"), are duly organized and existing insurance companies having their principal offices in the City of Chicago, and State of Illinois, and that they do by virtue of the signatures and seals herein affixed hereby make, constitute and appoint

William Reidinger , Individually

of Schaumburg, IL their true and lawful Attorney(s)-in-Fact with full power and authority hereby conferred to sign, seal and execute for and on their behalf bonds, undertakings and other obligatory instruments of similar nature

- In Unlimited Amounts -

Surety Bond No.: 30038822
Principal: R. W. Dunteman Company
Obligee: Village of Lombard

and to bind them thereby as fully and to the same extent as if such instruments were signed by a duly authorized officer of their insurance companies and all the acts of said Attorney, pursuant to the authority hereby given is hereby ratified and confirmed.

This Power of Attorney is made and executed pursuant to and by authority of the By-Law and Resolutions, printed on the reverse hereof, duly adopted, as indicated, by the Boards of Directors of the insurance companies.

In Witness Whereof, the CNA Companies have caused these presents to be signed by their Vice President and their corporate seals to be hereto affixed on this 27th day of February, 2018.



Continental Casualty Company
National Fire Insurance Company of Hartford
American Casualty Company of Reading, Pennsylvania

Paul T. Bruflat Vice President

State of South Dakota, County of Minnehaha, ss:

On this 27th day of February, 2018, before me personally came Paul T. Bruflat to me known, who, being by me duly sworn, did depose and say: that he resides in the City of Sioux Falls, State of South Dakota; that he is a Vice President of Continental Casualty Company, an Illinois insurance company, National Fire Insurance Company of Hartford, an Illinois insurance company, and American Casualty Company of Reading, Pennsylvania, a Pennsylvania insurance company described in and which executed the above instrument; that he knows the seals of said insurance companies; that the seals affixed to the said instrument are such corporate seals; that they were so affixed pursuant to authority given by the Boards of Directors of said insurance companies and that he signed his name thereto pursuant to like authority, and acknowledges same to be the act and deed of said insurance companies.



My Commission Expires June 23, 2021

J. Mohr Notary Public

CERTIFICATE

I, D. Johnson, Assistant Secretary of Continental Casualty Company, an Illinois insurance company, National Fire Insurance Company of Hartford, an Illinois insurance company, and American Casualty Company of Reading, Pennsylvania, a Pennsylvania insurance company do hereby certify that the Power of Attorney herein above set forth is still in force, and further certify that the By-Law and Resolution of the Board of Directors of the insurance companies printed on the reverse hereof is still in force. In testimony whereof I have hereunto subscribed my name and affixed the seal of the said insurance companies this 27th day of May, 2018.



Continental Casualty Company
National Fire Insurance Company of Hartford
American Casualty Company of Reading, Pennsylvania

D. Johnson Assistant Secretary

Form F6853-4/2012

Authorizing By-Laws and Resolutions

ADOPTED BY THE BOARD OF DIRECTORS OF CONTINENTAL CASUALTY COMPANY:

This Power of Attorney is made and executed pursuant to and by authority of the following resolution duly adopted by the Board of Directors of the Company at a meeting held on May 12, 1995:

"RESOLVED: That any Senior or Group Vice President may authorize an officer to sign specific documents, agreements and instruments on behalf of the Company provided that the name of such authorized officer and a description of the documents, agreements or instruments that such officer may sign will be provided in writing by the Senior or Group Vice President to the Secretary of the Company prior to such execution becoming effective."

This Power of Attorney is signed by Paul T. Bruflat, Vice President, who has been authorized pursuant to the above resolution to execute power of attorneys on behalf of Continental Casualty Company.

This Power of Attorney is signed and sealed by facsimile under and by the authority of the following Resolution adopted by the Board of Directors of the Company by unanimous written consent dated the 25th day of April, 2012:

"Whereas, the bylaws of the Company or specific resolution of the Board of Directors has authorized various officers (the "Authorized Officers") to execute various policies, bonds, undertakings and other obligatory instruments of like nature; and

Whereas, from time to time, the signature of the Authorized Officers, in addition to being provided in original, hard copy format, may be provided via facsimile or otherwise in an electronic format (collectively, "Electronic Signatures"); Now therefore be it resolved: that the Electronic Signature of any Authorized Officer shall be valid and binding on the Company. "

ADOPTED BY THE BOARD OF DIRECTORS OF NATIONAL FIRE INSURANCE COMPANY OF HARTFORD:

This Power of Attorney is made and executed pursuant to and by authority of the following resolution duly adopted by the Board of Directors of the Company by unanimous written consent dated May 10, 1995:

"RESOLVED: That any Senior or Group Vice President may authorize an officer to sign specific documents, agreements and instruments on behalf of the Company provided that the name of such authorized officer and a description of the documents, agreements or instruments that such officer may sign will be provided in writing by the Senior or Group Vice President to the Secretary of the Company prior to such execution becoming effective."

This Power of Attorney is signed by Paul T. Bruflat, Vice President, who has been authorized pursuant to the above resolution to execute power of attorneys on behalf of National Fire Insurance Company of Hartford.

This Power of Attorney is signed and sealed by facsimile under and by the authority of the following Resolution adopted by the Board of Directors of the Company by unanimous written consent dated the 25th day of April, 2012:

"Whereas, the bylaws of the Company or specific resolution of the Board of Directors has authorized various officers (the "Authorized Officers") to execute various policies, bonds, undertakings and other obligatory instruments of like nature; and

Whereas, from time to time, the signature of the Authorized Officers, in addition to being provided in original, hard copy format, may be provided via facsimile or otherwise in an electronic format (collectively, "Electronic Signatures"); Now therefore be it resolved: that the Electronic Signature of any Authorized Officer shall be valid and binding on the Company. "

ADOPTED BY THE BOARD OF DIRECTORS OF AMERICAN CASUALTY COMPANY OF READING, PENNSYLVANIA:

This Power of Attorney is made and executed pursuant to and by authority of the following resolution duly adopted by the Board of Directors of the Company by unanimous written consent dated May 10, 1995:

"RESOLVED: That any Senior or Group Vice President may authorize an officer to sign specific documents, agreements and instruments on behalf of the Company provided that the name of such authorized officer and a description of the documents, agreements or instruments that such officer may sign will be provided in writing by the Senior or Group Vice President to the Secretary of the Company prior to such execution becoming effective."

This Power of Attorney is signed by Paul T. Bruflat, Vice President, who has been authorized pursuant to the above resolution to execute power of attorneys on behalf of American Casualty Company of Reading, Pennsylvania.

This Power of Attorney is signed and sealed by facsimile under and by the authority of the following Resolution adopted by the Board of Directors of the Company by unanimous written consent dated the 25th day of April, 2012:

"Whereas, the bylaws of the Company or specific resolution of the Board of Directors has authorized various officers (the "Authorized Officers") to execute various policies, bonds, undertakings and other obligatory instruments of like nature; and

Whereas, from time to time, the signature of the Authorized Officers, in addition to being provided in original, hard copy format, may be provided via facsimile or otherwise in an electronic format (collectively, "Electronic Signatures"); Now therefore be it resolved: that the Electronic Signature of any Authorized Officer shall be valid and binding on the Company. "



CERTIFICATE OF LIABILITY INSURANCE

DATE (MM/DD/YYYY)

4/27/2018

THIS CERTIFICATE IS ISSUED AS A MATTER OF INFORMATION ONLY AND CONFERS NO RIGHTS UPON THE CERTIFICATE HOLDER. THIS CERTIFICATE DOES NOT AFFIRMATIVELY OR NEGATIVELY AMEND, EXTEND OR ALTER THE COVERAGE AFFORDED BY THE POLICIES BELOW. THIS CERTIFICATE OF INSURANCE DOES NOT CONSTITUTE A CONTRACT BETWEEN THE ISSUING INSURER(S), AUTHORIZED REPRESENTATIVE OR PRODUCER, AND THE CERTIFICATE HOLDER.

IMPORTANT: If the certificate holder is an ADDITIONAL INSURED, the policy(ies) must be endorsed. If SUBROGATION IS WAIVED, subject to the terms and conditions of the policy, certain policies may require an endorsement. A statement on this certificate does not confer rights to the certificate holder in lieu of such endorsement(s).

| | | |
|---|---|--------------------------------------|
| PRODUCER Assurance Agency, Ltd 1750 E Golf Road Suite 1100 Schaumburg IL 60173 | CONTACT NAME: Samantha Ritchie | |
| | PHONE (A/C, No, Ext): (847) 463-7305 | FAX (A/C, No): (847) 440-9123 |
| E-MAIL ADDRESS: sritchie@assuranceagency.com | | |
| INSURED R.W. Dunteman Co. 600 S. Lombard Road P.O. Box 1129 Addison IL 60101 | | INSURER(S) AFFORDING COVERAGE |
| RWDUNTE-02 | | NAIC # |
| INSURER A: Old Republic General Insurance | | 24139 |
| INSURER B: American Guarantee & Liab | | 26247 |
| INSURER C: Hanover Insurance Co. | | 22292 |
| INSURER D: Great American | | 16691 |
| INSURER E: | | |
| INSURER F: | | |

COVERAGES

CERTIFICATE NUMBER: 767020527

REVISION NUMBER:

THIS IS TO CERTIFY THAT THE POLICIES OF INSURANCE LISTED BELOW HAVE BEEN ISSUED TO THE INSURED NAMED ABOVE FOR THE POLICY PERIOD INDICATED. NOTWITHSTANDING ANY REQUIREMENT, TERM OR CONDITION OF ANY CONTRACT OR OTHER DOCUMENT WITH RESPECT TO WHICH THIS CERTIFICATE MAY BE ISSUED OR MAY PERTAIN, THE INSURANCE AFFORDED BY THE POLICIES DESCRIBED HEREIN IS SUBJECT TO ALL THE TERMS, EXCLUSIONS AND CONDITIONS OF SUCH POLICIES. LIMITS SHOWN MAY HAVE BEEN REDUCED BY PAID CLAIMS.

| INSR LTR | TYPE OF INSURANCE | ADDL SUBR | | POLICY NUMBER | POLICY EFF (MM/DD/YYYY) | POLICY EXP (MM/DD/YYYY) | LIMITS | |
|----------|---|--|---|---------------|-------------------------|-------------------------|---|---------------|
| | | INSR | WVD | | | | | |
| A | GENERAL LIABILITY | | | A5CG09451803 | 3/31/2018 | 3/31/2019 | EACH OCCURRENCE | \$ 1,000,000 |
| | <input checked="" type="checkbox"/> COMMERCIAL GENERAL LIABILITY | | | | | | DAMAGE TO RENTED PREMISES (Ea occurrence) | \$ 300,000 |
| | <input type="checkbox"/> CLAIMS-MADE <input checked="" type="checkbox"/> OCCUR | | | | | | MED EXP (Any one person) | \$ 10,000 |
| | | | | | | | PERSONAL & ADV INJURY | \$ 1,000,000 |
| | | | | | | | GENERAL AGGREGATE | \$ 2,000,000 |
| | GEN'L AGGREGATE LIMIT APPLIES PER: | | | | | | PRODUCTS - COMP/OP AGG | \$ 2,000,000 |
| | <input type="checkbox"/> POLICY <input checked="" type="checkbox"/> PRO-JECT <input type="checkbox"/> LOC | | | | | | | \$ |
| A | AUTOMOBILE LIABILITY | | | A5CA09451803 | 3/31/2018 | 3/31/2019 | COMBINED SINGLE LIMIT (Ea accident) | \$ 1,000,000 |
| | <input checked="" type="checkbox"/> ANY AUTO | | | | | | BODILY INJURY (Per person) | \$ |
| | <input type="checkbox"/> ALL OWNED AUTOS | | <input type="checkbox"/> SCHEDULED AUTOS | | | | BODILY INJURY (Per accident) | \$ |
| | <input checked="" type="checkbox"/> HIRED AUTOS | | <input checked="" type="checkbox"/> NON-OWNED AUTOS | | | | PROPERTY DAMAGE (Per accident) | \$ |
| | | | | | | | | \$ |
| B | <input checked="" type="checkbox"/> UMBRELLA LIAB | | <input checked="" type="checkbox"/> OCCUR | AUC019244302 | 3/31/2018 | 3/31/2019 | EACH OCCURRENCE | \$ 10,000,000 |
| | <input type="checkbox"/> EXCESS LIAB | | <input type="checkbox"/> CLAIMS-MADE | | | | AGGREGATE | \$ 10,000,000 |
| | <input type="checkbox"/> DED <input checked="" type="checkbox"/> RETENTION \$ 0 | | | | | | | \$ |
| A | WORKERS COMPENSATION AND EMPLOYERS' LIABILITY | | | A5CW09451803 | 3/31/2018 | 3/31/2019 | <input checked="" type="checkbox"/> WC STATUTORY LIMITS | OTH-ER |
| | ANY PROPRIETOR/PARTNER/EXECUTIVE OFFICER/MEMBER EXCLUDED? (Mandatory in NH) | <input type="checkbox"/> Y <input checked="" type="checkbox"/> N | N/A | | | | E.L. EACH ACCIDENT | \$ 1,000,000 |
| | If yes, describe under DESCRIPTION OF OPERATIONS below | | | | | | E.L. DISEASE - EA EMPLOYEE | \$ 1,000,000 |
| | | | | | | | E.L. DISEASE - POLICY LIMIT | \$ 1,000,000 |
| C | Leased & Rented | | | RHCA58270003 | 3/31/2018 | 3/31/2019 | Limit: | \$350,000 |
| D | 2nd Layer \$15M XS \$10M | | | TUE111033102 | 3/31/2018 | 3/31/2019 | Occurrence/Agg: | \$15,000,000 |

DESCRIPTION OF OPERATIONS / LOCATIONS / VEHICLES (Attach ACORD 101, Additional Remarks Schedule, if more space is required)

RE: RWD Job No. 1811, Village of Lombard, 2018 Asphalt Paving & Patching Program, Various Streets Section No. 18-00000-01-GM Lombard, DuPage County, IL

It is agreed that the following are added as Additional Insured on the General Liability on a Primary and Non-Contributory basis, when required by written contract, as respects to operations performed by the Named Insured in connection with this project:

- Village of Lombard and its officers, representatives, agents and employees

CERTIFICATE HOLDER**CANCELLATION**

Village of Lombard
 255 E. Wilson Ave.
 Lombard IL 60148-3969

SHOULD ANY OF THE ABOVE DESCRIBED POLICIES BE CANCELLED BEFORE THE EXPIRATION DATE THEREOF, NOTICE WILL BE DELIVERED IN ACCORDANCE WITH THE POLICY PROVISIONS.

AUTHORIZED REPRESENTATIVE

© 1988-2010 ACORD CORPORATION. All rights reserved.

RETURN WITH BID

NOTICE TO BIDDERS

County DuPage
Local Public Agency Village of Lombard
Section Number 18-00000-01-GM
Route Various

Sealed proposals for the improvement described below will be received at the office of Village of Lombard Public Works, 1051 S. Hammerschmidt Avenue, Lombard, IL 60148 until 10:00 AM on April 19, 2018

Sealed proposals will be opened and read publicly at the office of the Village of Lombard Public Works, 1051 S. Hammerschmidt Avenue, Lombard, IL 60148 at 10:00 AM on April 19, 2018

DESCRIPTION OF WORK

Name 2018 Asphalt Paving & Patching Program Length: 24,002 feet (4.546 miles)
Location Various locations

Proposed Improvement The construction of a 2" Hot-Mix Asphalt Surface Course, Leveling Binder, Hot-Mix Asphalt Surface Removal, Class D Patches, Concrete Curb & Gutter and Sidewalk Removal & Replacement and Parkway Restoration

1. Plans and proposal forms will be available online at: www.questcdn.com. Digital bid specifications may be downloaded for \$10.00 by inputting Quest Project Number 5645833 on the website's Project Search page. Please contact QuestCDN at (952) 233-1632 or info@questcdn.com for assistance in free membership, registration or downloading instructions.

2. [X] Prequalification
If checked, the 2 low bidders must file within 24 hours after the letting an "Affidavit of Availability" (Form BC 57), in duplicate, showing all uncompleted contracts awarded to them and all low bids pending award for Federal, State, County, Municipal and private work. One original shall be filed with the Awarding Authority and one original with the IDOT District Office.

3. The Awarding Authority reserves the right to waive technicalities and to reject any or all proposals as provided in BLRS Special Provision for Bidding Requirements and Conditions for Contract Proposals.

4. The following BLR Forms shall be returned by the bidder to the Awarding Authority:

- a. BLR 12200: Local Public Agency Formal Contract Proposal
b. BLR 12200a Schedule of Prices
c. BLR 12230: Proposal Bid Bond (if applicable)
d. BLR 12325: Apprenticeship or Training Program Certification (do not use for federally funded projects)
e. BLR 12326: Affidavit of Illinois Business Office

5. The quantities appearing in the bid schedule are approximate and are prepared for the comparison of bids. Payment to the Contractor will be made only for the actual quantities of work performed and accepted or materials furnished according to the contract. The scheduled quantities of work to be done and materials to be furnished may be increased, decreased or omitted as hereinafter provided.

6. Submission of a bid shall be conclusive assurance and warranty the bidder has examined the plans and understands all requirements for the performance of work. The bidder will be responsible for all errors in the proposal resulting from failure or neglect to conduct an in depth examination. The Awarding Authority will, in no case be responsible for any costs, expenses, losses or changes in anticipated profits resulting from such failure or neglect of the bidder.

7. The bidder shall take no advantage of any error or omission in the proposal and advertised contract.

RETURN WITH BID

8. If a special envelope is supplied by the Awarding Authority, each proposal should be submitted in that envelope furnished by the Awarding Agency and the blank spaces on the envelope shall be filled in correctly to clearly indicate its contents. When an envelope other than the special one furnished by the Awarding Authority is used, it shall be marked to clearly indicate its contents. When sent by mail, the sealed proposal shall be addressed to the Awarding Authority at the address and in care of the official in whose office the bids are to be received. All proposals shall be filed prior to the time and at the place specified in the Notice to Bidders. Proposals received after the time specified will be returned to the bidder unopened.

9. Permission will be given to a bidder to withdraw a proposal if the bidder makes the request in writing or in person before the time for opening proposals.

RETURN WITH BID

PROPOSAL

| | |
|---------------------|---------------------------|
| County | <u>DuPage</u> |
| Local Public Agency | <u>Village of Lombard</u> |
| Section Number | <u>18-00000-01-GM</u> |
| Route | <u>Various</u> |

1. Proposal of R.W. Dunteman Company

for the improvement of the above section by the construction of a 2" Hot-Mix Asphalt Surface Course, Leveling Binder, Hot-Mix Asphalt Surface Removal, Class D Patches, Concrete Curb & Gutter and Sidewalk Removal & Replacement and Parkway Restoration.

a total distance of 24,002 feet, of which a distance of 24,002 feet, (4.546 miles) are to be improved.

2. The plans for the proposed work are those prepared by the Village of Lombard Public Works Department and approved by the Department of Transportation on March 27, 2018.

3. The specifications referred to herein are those prepared by the Department of Transportation and designated as "Standard Specifications for Road and Bridge Construction" and the "Supplemental Specifications and Recurring Special Provisions" thereto, adopted and in effect on the date of invitation for bids.

4. The undersigned agrees to accept, as part of the contract, the applicable Special Provisions indicated on the "Check Sheet for Recurring Special Provisions" contained in this proposal.

5. The undersigned agrees to complete the work ~~within~~ working days or by August 3, 2018 unless additional time is granted in accordance with the specifications.

6. A proposal guaranty in the proper amount, as specified in BLRS Special Provision for Bidding Requirements and Conditions for Contract Proposals, will be required. Bid Bonds will be allowed as a proposal guaranty. Accompanying this proposal is either a bid bond if allowed, on Department form BLR 12230 or a proposal guaranty check, complying with the specifications, made payable to:

Village of Lombard Treasurer of Lombard, Illinois

The amount of the check is 5% of the Bid Amount ().

7. In the event that one proposal guaranty check is intended to cover two or more proposals, the amount must be equal to the sum of the proposal guaranties, which would be required for each individual proposal. If the proposal guaranty check is placed in another proposal, it will be found in the proposal for: Section Number .

8. The successful bidder at the time of execution of the contract be required to deposit a contract bond for the full amount of the award. When a contract bond is not required, the proposal guaranty check will be held in lieu thereof. If this proposal is accepted and the undersigned fails to execute a contract and contract bond as required, it is hereby agreed that the Bid Bond or check shall be forfeited to the Awarding Authority.

9. Each pay item should have a unit price and a total price. If no total price is shown or if there is a discrepancy between the product of the unit price multiplied by the quantity, the unit price shall govern. If a unit price is omitted, the total price will be divided by the quantity in order to establish a unit price.

10. A bid will be declared unacceptable if neither a unit price nor a total price is shown.

11. The undersigned submits herewith the schedule of prices on BLR 12200a covering the work to be performed under this contract.

12. The undersigned further agrees that if awarded the contract for the sections contained in the combinations on BLR 12200a, the work shall be in accordance with the requirements of each individual proposal for the multiple bid specified in the Schedule for Multiple Bids below.



**Illinois Department
of Transportation**

SCHEDULE OF PRICES

County DuPage
 Local Public Agency Village of Lombard
 Section 18-00000-01-GM
 Route Various

Schedule for Multiple Bids

| Combination Letter | Sections Included in Combinations | Total |
|--------------------|-----------------------------------|-------|
| | | |
| | | |
| | | |
| | | |

Schedule for Single Bid

(For complete information covering these items, see plans and specifications)

| | |
|---|-----------------------|
| Bidder's Proposal for making Entire Improvements | \$1,153,083.91 |
|---|-----------------------|

| Item No. | Items | Unit | Quantity | Unit Price | Total |
|----------|--|------|----------|-------------|--------------|
| | EARTH EXCAVATION | CY | 60 | \$50.00 | \$3,000.00 |
| | REMOVAL AND DISPOSAL OF UNSUITABLE MATERIAL | CY | 50 | \$60.00 | \$3,000.00 |
| | AGGREGATE FOR TEMPORARY ACCESS | TN | 200 | \$5.00 | \$1,000.00 |
| | BITUMINOUS MATERIALS (TACK COAT) | LB | 33,766 | \$0.01 | \$337.66 |
| | LEVELING BINDER (MACHINE METHOD), N50 | TN | 2,937 | \$62.50 | \$183,562.50 |
| | TEMPORARY RAMP | SY | 100 | \$7.50 | \$750.00 |
| | HOT-MIX ASPHALT SURFACE COURSE, MIX D, N50, 2" | TN | 6,284 | \$62.50 | \$392,750.00 |
| | PORTLAND CEMENT CONCRETE SIDEWALK 5" | SF | 5,400 | \$5.50 | \$29,700.00 |
| | DETECTABLE WARNINGS | SF | 572 | \$34.00 | \$19,448.00 |
| | HOT-MIX ASPHALT SURFACE REMOVAL 2" | SY | 6,724 | \$3.00 | \$20,172.00 |
| | HOT-MIX ASPHALT SURFACE REMOVAL 2.5" | SY | 67,983 | \$2.00 | \$135,966.00 |
| | DRIVEWAY PAVEMENT REMOVAL | SY | 640 | \$13.00 | \$8,320.00 |
| | COMBINATION CURB AND GUTTER REMOVAL | FT | 4,380 | \$4.00 | \$17,520.00 |
| | SIDEWALK REMOVAL | SF | 5,575 | \$1.25 | \$6,968.75 |
| | CLASS D PATCHES, TYPE IV, 6" | SY | 800 | \$38.00 | \$30,400.00 |
| | CLASS D PATCHES, TYPE IV, 10" | SY | 700 | \$68.00 | \$47,600.00 |
| | COMBINATION CONCRETE CURB AND GUTTER, TYPE B6.12 | FT | 4,280 | \$23.00 | \$98,440.00 |
| | COMBINATION CONCRETE CURB AND GUTTER, TYPE B6.24 | FT | 50 | \$37.00 | \$1,850.00 |
| | NON-SPECIAL WASTE DISPOSAL | CY | 50 | \$90.00 | \$4,500.00 |
| | TRAFFIC CONTROL AND PROTECTION, STANDARD 701006-05 | LS | 1 | \$1.00 | \$1.00 |
| | TRAFFIC CONTROL AND PROTECTION, STANDARD 701301-04 | LS | 1 | \$1.00 | \$1.00 |
| | TRAFFIC CONTROL AND PROTECTION, STANDARD 701311-03 | LS | 1 | \$1.00 | \$1.00 |
| | TRAFFIC CONTROL AND PROTECTION, STANDARD 701501-06 | LS | 1 | \$80,000.00 | \$80,000.00 |
| | TRAFFIC CONTROL AND PROTECTION, STANDARD 701801-06 | LS | 1 | \$1.00 | \$1.00 |
| | THERMOPLASTIC PAVEMENT MARKING-LETTERS & SYMBOLS | SF | 111 | \$4.00 | \$444.00 |
| | THERMOPLASTIC PAVEMENT MARKING-LINE 4" | FT | 9,702 | \$0.55 | \$5,336.10 |
| | THERMOPLASTIC PAVEMENT MARKING-LINE 6" | FT | 498 | \$0.80 | \$398.40 |
| | THERMOPLASTIC PAVEMENT MARKING-LINE 12" | FT | 831 | \$1.50 | \$1,246.50 |

RETURN WITH BID**Bidder's Proposal for making Entire Improvements \$1,153,083.91**

| Item No. | Items | Unit | Quantity | Unit Price | Total |
|---|---|------|----------|------------|-----------------------|
| | THERMOPLASTIC PAVEMENT MARKING-LINE 24" | FT | 396 | \$4.00 | \$1,584.00 |
| | HOT-MIX ASPHALT DRIVEWAY PAVEMENT 3" | SY | 342 | \$20.00 | \$6,840.00 |
| | DRAINAGE AND UTILITY STRUCTURES TO BE ADJUSTED | EA | 40 | \$450.00 | \$18,000.00 |
| | DRAINAGE AND UTILITY STRUCTURES TO BE RECONSTRUCTED | EA | 5 | \$1,910.00 | \$9,550.00 |
| | PULVERIZED TOPSOIL, FURNISHED AND PLACED, 4" (SPECIAL) | SY | 1,200 | \$7.20 | \$8,640.00 |
| | SEEDING, CLASS 1A (SPECIAL) | SY | 1,200 | \$1.30 | \$1,560.00 |
| | EROSION CONTROL BLANKET | SY | 1,200 | \$1.40 | \$1,680.00 |
| | PORTLAND CEMENT CONCRETE DRIVEWAY PAVEMENT, 6" (SPECIAL) | SY | 298 | \$42.00 | \$12,516.00 |
| Bidder's Proposal for making Entire Improvements | | | | | \$1,153,083.91 |

CONTRACTOR CERTIFICATIONS

| | |
|---------------------|---------------------------|
| County | <u>DuPage</u> |
| Local Public Agency | <u>Village of Lombard</u> |
| Section Number | <u>18-00000-01-GM</u> |
| Route | <u>Various</u> |

The certifications hereinafter made by the bidder are each a material representation of fact upon which reliance is placed should the Department enter into the contract with the bidder.

1. **Debt Delinquency.** The bidder or contractor or subcontractor, respectively, certifies that it is not delinquent in the payment of any tax administered by the Department of Revenue unless the individual or other entity is contesting, in accordance with the procedures established by the appropriate revenue Act, its liability for the tax or the amount of tax. Making a false statement voids the contract and allows the Department to recover all amounts paid to the individual or entity under the contract in a civil action.

2. **Bid-Rigging or Bid Rotating.** The bidder or contractor or subcontractor, respectively, certifies that it is not barred from contracting with the Department by reason of a violation of either 720 ILCS 5/33E-3 or 720 ILCS 5/33E-4.

A violation of Section 33E-3 would be represented by a conviction of the crime of bid-rigging which, in addition to Class 3 felony sentencing, provides that any person convicted of this offense or any similar offense of any state or the United States which contains the same elements as this offense shall be barred for 5 years from the date of conviction from contracting with any unit of State or local government. No corporation shall be barred from contracting with any unit of State or local government as a result of a conviction under this Section of any employee or agent of such corporation if the employee so convicted is no longer employed by the corporation and: (1) it has been finally adjudicated not guilty or (2) if it demonstrates to the governmental entity with which it seeks to contract and that entity finds that the commission of the offense was neither authorized, requested, commanded, nor performed by a director, officer or a high managerial agent in behalf of the corporation.

A violation of Section 33E-4 would be represented by a conviction of the crime of bid-rotating which, in addition to Class 2 felony sentencing, provides that any person convicted of this offense or any similar offense of any state or the United States which contains the same elements as this offense shall be permanently barred from contracting with any unit of State or local government. No corporation shall be barred from contracting with any unit of State or local government as a result of a conviction under this Section of any employee or agent of such corporation if the employee so convicted is no longer employed by the corporation and: (1) it has been finally adjudicated not guilty or (2) if it demonstrates to the governmental entity with which it seeks to contract and that entity finds that the commission of the offense was neither authorized, requested, commanded, nor performed by a director, officer or a high managerial agent in behalf of the corporation.

3. **Bribery.** The bidder or contractor or subcontractor, respectively, certifies that it has not been convicted of bribery or attempting to bribe an officer or employee of the State of Illinois or any unit of local government, nor has the firm made an admission of guilt of such conduct which is a matter of record, nor has an official, agent, or employee of the firm committed bribery or attempted bribery on behalf of the firm and pursuant to the direction or authorization of a responsible official of the firm.

4. **Interim Suspension or Suspension.** The bidder or contractor or subcontractor, respectively, certifies that it is not currently under a suspension as defined in Subpart I of Title 44 Subtitle A Chapter III Part 6 of the Illinois Administrative Code. Furthermore, if suspended prior to completion of this work, the contract or contracts executed for the completion of this work may be cancelled.

RETURN WITH BID

SIGNATURES

| | |
|---------------------|---------------------------|
| County | <u>DuPage</u> |
| Local Public Agency | <u>Village of Lombard</u> |
| Section Number | <u>18-00000-01-GM</u> |
| Route | <u>Various</u> |

If an individual)

Signature of Bidder _____

Business Address _____

If a partnership)

Firm Name _____

Signed By _____

Business Address _____

Inset Names and Addressed of All Partners

} _____

} _____

} _____

} _____

If a corporation)

Corporate Name _____

Signed By _____

President

Business Address _____

Inset Names of Officers

} President _____

} Secretary _____

} Treasurer _____

Attest: _____

Secretary



RETURN WITH BID

Route Various
County DuPage
Local Agency Village of Lombard
Section 18-00000-01-GM

PAPER BID BOND

WE R. W. Dunteman Company 600 South Lombard Road, Addison, IL 60101 as PRINCIPAL,
and Continental Casualty Company 333 S. Wabash Ave., Chicago, IL 60604 as SURETY.

are held jointly, severally and firmly bound unto the above Local Agency (hereafter referred to as "LA") in the penal sum of 5% of the total bid price, or for the amount specified in the proposal documents in effect on the date of invitation for bids whichever is the lesser sum. We bind ourselves, our heirs, executors, administrators, successors, and assigns, jointly pay to the LA this sum under the conditions of this instrument.

WHEREAS THE CONDITION OF THE FOREGOING OBLIGATION IS SUCH that, the said PRINCIPAL is submitting a written proposal to the LA acting through its awarding authority for the construction of the work designated as the above section.

THEREFORE if the proposal is accepted and a contract awarded to the PRINCIPAL by the LA for the above designated section and the PRINCIPAL shall within fifteen (15) days after award enter into a formal contract, furnish surety guaranteeing the faithful performance of the work, and furnish evidence of the required insurance coverage, all as provided in the "Standard Specifications for Road and Bridge Construction" and applicable Supplemental Specifications, then this obligation shall become void; otherwise it shall remain in full force and effect.

IN THE EVENT the LA determines the PRINCIPAL has failed to enter into a formal contract in compliance with any requirements set forth in the preceding paragraph, then the LA acting through its awarding authority shall immediately be entitled to recover the full penal sum set out above, together with all court costs, all attorney fees, and any other expense of recovery.

IN TESTIMONY WHEREOF, the said PRINCIPAL and the said SURETY have caused this instrument to be signed by their respective officers this 19th day of April, 2018

Principal

R. W. Dunteman Company
By: Roland W. Dunteman III President

(Company Name)
By: (Signature and Title)

(If PRINCIPLE is a joint venture of two or more contractors, the company names, and authorized signatures of each contractor must be affixed.)

Continental Casualty Company
(Name of Surety)

Surety
By: William Reidinger



STATE OF Illinois
COUNTY OF DuPage

I, Rebecca R. Alves, a Notary Public in and for said county, do hereby certify that Roland W. Dunteman III and William Reidinger

(Insert names of individuals signing on behalf of PRINCIPAL & SURETY)

who are each personally known to me to be the same persons whose names are subscribed to the foregoing instrument on behalf of PRINCIPAL and SURETY, appeared before me this day in person and acknowledged respectively, that they signed and delivered said instruments as their free and voluntary act for the uses and purposes therein set forth.

Given under my hand and notarial seal this 19th day of April, 2018

My commission expires June 27, 2020

Rebecca R. Alves (Notary Public)

ELECTRONIC BID

Electronic bid bond is allowed (box must be checked by LA if electronic bid bond is allowed)
The Principal may submit an electronic bid bond, in lieu of completing the above section of the Proposal Bid Bond Form. By providing an electronic bid bond ID code and signing below, the Principal is ensuring the identified electronic bid bond has been executed and the Principal and Surety are firmly bound unto the LA under the conditions of the bid bond as shown above. (If PRINCIPAL is a joint venture of two or more contractors, an electronic bid bond ID code, company/Bidder name title and date must be affixed for each contractor in the venture.)

Electronic Bid Bond ID Code

(Company/Bidder Name)

(Signature and Title) Date

NOTARIAL SEAL
REBECCA R. ALVES
NOTARY PUBLIC, STATE OF ILLINOIS
My Commission Expires 06/27/2020

POWER OF ATTORNEY APPOINTING INDIVIDUAL ATTORNEY-IN-FACT

Know All Men By These Presents, That Continental Casualty Company, an Illinois insurance company, National Fire Insurance Company of Hartford, an Illinois insurance company, and American Casualty Company of Reading, Pennsylvania, a Pennsylvania insurance company (herein called "the CNA Companies"), are duly organized and existing insurance companies having their principal offices in the City of Chicago, and State of Illinois, and that they do by virtue of the signatures and seals herein affixed hereby make, constitute and appoint

William Reidinger , Individually

of Schaumburg, IL their true and lawful Attorney(s)-in-Fact with full power and authority hereby conferred to sign, seal and execute for and on their behalf bonds, undertakings and other obligatory instruments of similar nature

- In Unlimited Amounts -

Surety Bond No.: Bid Bond
Principal: R. W. Dunteman Company
Obligee: Village of Lombard

and to bind them thereby as fully and to the same extent as if such instruments were signed by a duly authorized officer of their insurance companies and all the acts of said Attorney, pursuant to the authority hereby given is hereby ratified and confirmed.

This Power of Attorney is made and executed pursuant to and by authority of the By-Law and Resolutions, printed on the reverse hereof, duly adopted, as indicated, by the Boards of Directors of the insurance companies.

In Witness Whereof, the CNA Companies have caused these presents to be signed by their Vice President and their corporate seals to be hereto affixed on this 27th day of February, 2018.




Continental Casualty Company
National Fire Insurance Company of Hartford
American Casualty Company of Reading, Pennsylvania

Paul T. Bruflat Vice President

State of South Dakota, County of Minnehaha, ss:

On this 27th day of February, 2018, before me personally came Paul T. Bruflat to me known, who, being by me duly sworn, did depose and say: that he resides in the City of Sioux Falls, State of South Dakota; that he is a Vice President of Continental Casualty Company, an Illinois insurance company, National Fire Insurance Company of Hartford, an Illinois insurance company, and American Casualty Company of Reading, Pennsylvania, a Pennsylvania insurance company described in and which executed the above instrument; that he knows the seals of said insurance companies; that the seals affixed to the said instrument are such corporate seals; that they were so affixed pursuant to authority given by the Boards of Directors of said insurance companies and that he signed his name thereto pursuant to like authority, and acknowledges same to be the act and deed of said insurance companies.



My Commission Expires June 23, 2021

J. Mohr Notary Public

CERTIFICATE

I, D. Johnson, Assistant Secretary of Continental Casualty Company, an Illinois insurance company, National Fire Insurance Company of Hartford, an Illinois insurance company, and American Casualty Company of Reading, Pennsylvania, a Pennsylvania insurance company do hereby certify that the Power of Attorney herein above set forth is still in force, and further certify that the By-Law and Resolution of the Board of Directors of the insurance companies printed on the reverse hereof is still in force. In testimony whereof I have hereunto subscribed my name and affixed the seal of the said insurance companies this 19th day of April, 2018.



Continental Casualty Company
National Fire Insurance Company of Hartford
American Casualty Company of Reading, Pennsylvania

D. Johnson Assistant Secretary

Form F6853-4/2012

Authorizing By-Laws and Resolutions

ADOPTED BY THE BOARD OF DIRECTORS OF CONTINENTAL CASUALTY COMPANY:

This Power of Attorney is made and executed pursuant to and by authority of the following resolution duly adopted by the Board of Directors of the Company at a meeting held on May 12, 1995:

"RESOLVED: That any Senior or Group Vice President may authorize an officer to sign specific documents, agreements and instruments on behalf of the Company provided that the name of such authorized officer and a description of the documents, agreements or instruments that such officer may sign will be provided in writing by the Senior or Group Vice President to the Secretary of the Company prior to such execution becoming effective."

This Power of Attorney is signed by Paul T. Bruflat, Vice President, who has been authorized pursuant to the above resolution to execute power of attorneys on behalf of Continental Casualty Company.

This Power of Attorney is signed and sealed by facsimile under and by the authority of the following Resolution adopted by the Board of Directors of the Company by unanimous written consent dated the 25th day of April, 2012:

"Whereas, the bylaws of the Company or specific resolution of the Board of Directors has authorized various officers (the "Authorized Officers") to execute various policies, bonds, undertakings and other obligatory instruments of like nature; and

Whereas, from time to time, the signature of the Authorized Officers, in addition to being provided in original, hard copy format, may be provided via facsimile or otherwise in an electronic format (collectively, "Electronic Signatures"); Now therefore be it resolved: that the Electronic Signature of any Authorized Officer shall be valid and binding on the Company. "

ADOPTED BY THE BOARD OF DIRECTORS OF NATIONAL FIRE INSURANCE COMPANY OF HARTFORD:

This Power of Attorney is made and executed pursuant to and by authority of the following resolution duly adopted by the Board of Directors of the Company by unanimous written consent dated May 10, 1995:

"RESOLVED: That any Senior or Group Vice President may authorize an officer to sign specific documents, agreements and instruments on behalf of the Company provided that the name of such authorized officer and a description of the documents, agreements or instruments that such officer may sign will be provided in writing by the Senior or Group Vice President to the Secretary of the Company prior to such execution becoming effective."

This Power of Attorney is signed by Paul T. Bruflat, Vice President, who has been authorized pursuant to the above resolution to execute power of attorneys on behalf of National Fire Insurance Company of Hartford.

This Power of Attorney is signed and sealed by facsimile under and by the authority of the following Resolution adopted by the Board of Directors of the Company by unanimous written consent dated the 25th day of April, 2012:

"Whereas, the bylaws of the Company or specific resolution of the Board of Directors has authorized various officers (the "Authorized Officers") to execute various policies, bonds, undertakings and other obligatory instruments of like nature; and

Whereas, from time to time, the signature of the Authorized Officers, in addition to being provided in original, hard copy format, may be provided via facsimile or otherwise in an electronic format (collectively, "Electronic Signatures"); Now therefore be it resolved: that the Electronic Signature of any Authorized Officer shall be valid and binding on the Company. "

ADOPTED BY THE BOARD OF DIRECTORS OF AMERICAN CASUALTY COMPANY OF READING, PENNSYLVANIA:

This Power of Attorney is made and executed pursuant to and by authority of the following resolution duly adopted by the Board of Directors of the Company by unanimous written consent dated May 10, 1995:

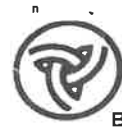
"RESOLVED: That any Senior or Group Vice President may authorize an officer to sign specific documents, agreements and instruments on behalf of the Company provided that the name of such authorized officer and a description of the documents, agreements or instruments that such officer may sign will be provided in writing by the Senior or Group Vice President to the Secretary of the Company prior to such execution becoming effective."

This Power of Attorney is signed by Paul T. Bruflat, Vice President, who has been authorized pursuant to the above resolution to execute power of attorneys on behalf of American Casualty Company of Reading, Pennsylvania.

This Power of Attorney is signed and sealed by facsimile under and by the authority of the following Resolution adopted by the Board of Directors of the Company by unanimous written consent dated the 25th day of April, 2012:

"Whereas, the bylaws of the Company or specific resolution of the Board of Directors has authorized various officers (the "Authorized Officers") to execute various policies, bonds, undertakings and other obligatory instruments of like nature; and

Whereas, from time to time, the signature of the Authorized Officers, in addition to being provided in original, hard copy format, may be provided via facsimile or otherwise in an electronic format (collectively, "Electronic Signatures"); Now therefore be it resolved: that the Electronic Signature of any Authorized Officer shall be valid and binding on the Company. "



Instructions: Complete this form by either typing or using black ink. "Authorization to Bid" will not be issued unless both sides of this form are completed in detail. Use additional forms as needed to list all work.

Part I. Work Under Contract

List below all work you have under contract as either a prime contractor or a subcontractor. It is required to include all pending low bids not yet awarded or rejected. In a joint venture, list only that portion of the work which is the responsibility of your company. The uncompleted dollar value is to be based upon the most recent engineer's or owners estimate, and must include work subcontracted to others. If no work is contracted, show NONE.

| | 1619 | 1624 | 1705 | 1722 | 1723 | |
|--|----------|--------------|--------------|--------------|--------------|---------------------|
| Contract Number | 60H21 | WA071 | 61D60 | 62D03 | 60X87 | |
| Contract With | IDOT | IDOT | IDOT | IDOT | IDOT | |
| Estimated Completion Date | 4/18 | 7/18 | 4/18 | 60 WD | 9/18 | |
| Total Contract Price | | 2,137,499.00 | 3,946,560.00 | 2,319,403.00 | 1,747,699.00 | Accumulated Totals |
| Uncompleted Dollar Value if Firm is the Prime Contractor | | 2,137,499.00 | 73,292.00 | 759,841.00 | 1,747,699.00 | 4,718,331.00 |
| Uncompleted Dollar Value if Firm is the Subcontractor | 5,000.00 | | | | | 5,000.00 |
| Total Value of All Work | | | | | | 4,723,331.00 |

Part II. Awards Pending and Uncompleted Work to be done with your own forces.

List below the uncompleted dollar value of work for each contract and awards pending to be completed with your own forces. All work subcontracted to others will be listed on the reverse of this form. In a joint venture, list only that portion of the work to be done by your company. If no work is contracted, show NONE.

| | | | | | Accumulated Totals | |
|---------------------------------------|-----------------|---------------------|-------------|-------------------|---------------------|---------------------|
| Earthwork | | 207,413.00 | | 0.00 | 94,246.00 | 301,659.00 |
| Portland Cement Concrete Paving | | 475,496.00 | | | | 475,496.00 |
| HMA Plant Mix | | | | | | 0.00 |
| HMA Paving | | 576,608.00 | | 500,000.00 | 520,737.00 | 1,597,345.00 |
| Clean & Seal Cracks/Joints | | | | | | 0.00 |
| Aggregate Bases & Surfaces | | 241,714.00 | | | 26,650.00 | 268,364.00 |
| Highway, R.R. and Waterway Structures | | | | | | 0.00 |
| Drainage | | 0.00 | | | | 0.00 |
| Electrical | | | | | | 0.00 |
| Cover and Seal Coats | | | | | | 0.00 |
| Concrete Construction | | | | 0.00 | 239,740.00 | 239,740.00 |
| Landscaping | | | | | | 0.00 |
| Fencing | | | | | | 0.00 |
| Guardrail | | | | | | 0.00 |
| Painting | | | | | | 0.00 |
| Signing | | | | | | 0.00 |
| Cold Milling, Planning & Rotomilling | | 34,371.00 | | 60,000.00 | 58,960.00 | 153,331.00 |
| Demolition | | | | | | 0.00 |
| Pavement Markings (Paint) | | | | | | 0.00 |
| Other Construction (List) | 5,000.00 | 85,000.00 | | 25,000.00 | 92,646.00 | 207,646.00 |
| | Mob | Mob | | Mob | Mob/Office | 0.00 |
| | | | | | | 0.00 |
| Totals | 5,000.00 | 1,620,602.00 | 0.00 | 585,000.00 | 1,032,979.00 | 3,243,581.00 |

Disclosure of this information is REQUIRED to accomplish the statutory purpose as outlined in the "Illinois Procurement Code". Failure to comply will result in non-issuance of an "Authorization To Bid." This has been approved by the State Forms Management Center.

Part III. Work Subcontracted to Others

For each contract described in Part I, list all the work you have subcontracted to others.

| | 1624 | 1705 | 1722 | 1723 | 1723 |
|--------------------|---------------|--------------|-----------------|---------------|-----------------|
| Subcontractor | | | | | |
| Type of Work | Electrical | Tree Rem | Landscape | Electrical | Traffic Control |
| Subcontract Price | 234,630.00 | 9,215.00 | 12,634.00 | 234,092.00 | 119,326.00 |
| Amount Uncompleted | 234,630.00 | 0.00 | 12,634.00 | 234,092.00 | 119,326.00 |
| Subcontractor | | | | | |
| Type of Work | Landscape | Sewer | Electrical | Joint Sealing | Tree Removal |
| Subcontract Price | 30,517.00 | 1,972,698.00 | 57,951.00 | 18,001.00 | 13,070.00 |
| Amount Uncompleted | 30,517.00 | 0.00 | 25,000.00 | 18,001.00 | 13,070.00 |
| Subcontractor | | | | | |
| Type of Work | Crack Control | Landscape | Traffic Control | Landscape | |
| Subcontract Price | 29,067.00 | 73,292.00 | 44,382.00 | 43,690.00 | |
| Amount Uncompleted | 29,067.00 | 73,292.00 | 25,000.00 | 43,690.00 | |
| Subcontractor | | | | | |
| Type of Work | Sewer | Traffic | Sewer Cleaning | Non-Spl Waste | |
| Subcontract Price | 148,205.00 | 60,649.00 | 9,207.00 | 20,395.00 | |
| Amount Uncompleted | 148,205.00 | 0.00 | 9,207.00 | 20,395.00 | |
| Subcontractor | | | | | |
| Type of Work | Pvt Marking | Pvt Marking | Sewer | Sewer | |
| Subcontract Price | 65,478.00 | 5,132.00 | 160,140.00 | 240,281.00 | |
| Amount Uncompleted | 65,478.00 | 0.00 | 50,000.00 | 240,281.00 | |
| Subcontractor | | | | | |
| Type of Work | Traffic | Survey | Pvt. Marking | Pvt. Marking | |
| Subcontract Price | 9,000.00 | 18,000.00 | 62,922.00 | 15,865.00 | |
| Amount Uncompleted | 9,000.00 | 0.00 | 50,000.00 | 15,865.00 | |
| Subcontractor | | | | | |
| Type of Work | | | Survey | Survey | |
| Subcontract Price | | | 6,495.00 | 10,000.00 | |
| Amount Uncompleted | | | 3,000.00 | 10,000.00 | |
| Total Uncompleted | 516,897.00 | 73,292.00 | 174,841.00 | | 714,720.00 |

I, being duly sworn, do hereby declare this affidavit is a true and correct statement relating to ALL uncompleted contracts of the undersigned for Federal, State, County, City and private work, including ALL subcontract work, ALL pending low bids not yet awarded or rejected and ALL estimated completion dates

Subscribed and sworn to before me

April 18, 2018


 Notary Public CJ Montalbano

My commission expires: 4/5/2022


Type or Print Name Jay Landgraf Assistant Secretary
Officer or Director Title

Signed 

Company R.W. Dunteman Company

Address 600 S. Lombard Road

Addison, IL 60101





Illinois Department of Transportation

Bureau of Construction
2300 South Dirksen Parkway/Room 322
Springfield, Illinois 62764

Affidavit of Availability
For the Letting of 4/19/2018
(Letting date)

Instructions: Complete this form by either typing or using black ink. "Authorization to Bid" will not be issued unless both sides of this form are completed in detail. Use additional forms as needed to list all work.

Part I. Work Under Contract

List below all work you have under contract as either a prime contractor or a subcontractor. It is required to include all pending low bids not yet awarded or rejected. In a joint venture, list only that portion of the work which is the responsibility of your company. The uncompleted dollar value is to be based upon the most recent engineer's or owners estimate, and must include work subcontracted to others. If no work is contracted, show NONE.

| | 1724 | 1729 | 1731 | 1732 | |
|--|--------------|--------------|--------------|-------------|--------------------|
| Contract Number | 61C85 | Tier 3A | 62C58 | | |
| Contract With | IDOT | UPRR | IDOT | Bolingbrook | |
| Estimated Completion Date | 5/18 | 6/18 | 90 WD | 5/18 | |
| Total Contract Price | 1,323,454.00 | 7,259,726.00 | 3,550,223.00 | 584,373.00 | Accumulated Totals |
| Uncompleted Dollar Value if Firm is the Prime Contractor | 803,325.00 | 6,377,751.00 | 1,728,132.00 | 321,794.00 | 13,949,333.00 |
| Uncompleted Dollar Value if Firm is the Subcontractor | | | | | 5,000.00 |
| | | | | | 13,954,333.00 |

Part II. Awards Pending and Uncompleted Work to be done with your own forces.

List below the uncompleted dollar value of work for each contract and awards pending to be completed with your own forces. All work subcontracted to others will be listed on the reverse of this form. In a joint venture, list only that portion of the work to be done by your company. If no work is contracted, show NONE.

| | | | | | Accumulated Totals |
|--------------------------------------|-------------------|---------------------|---------------------|------------------|---------------------|
| Earthwork | 30,000.00 | 350,000.00 | 0.00 | 0.00 | 681,659.00 |
| Portland Cement Concrete Paving | | | | | 475,496.00 |
| HMA Plant Mix | | | | | 0.00 |
| HMA Paving | 15,000.00 | | 1,200,000.00 | 0.00 | 2,812,345.00 |
| Clean & Seal Cracks/Joints | | | | | 0.00 |
| Aggregate Bases & Surfaces | 15,000.00 | 275,000.00 | 0.00 | 0.00 | 558,364.00 |
| Highway,R.R. and Waterway Structures | | | | | 0.00 |
| Drainage | | 60,000.00 | | | 60,000.00 |
| Electrical | | | | | 0.00 |
| Cover and Seal Coats | | | | | 0.00 |
| Concrete Construction | 200,000.00 | | | 0.00 | 439,740.00 |
| Landscaping | | | | | 0.00 |
| Fencing | 47,471.00 | | | | 47,471.00 |
| Guardrail | | | | | 0.00 |
| Painting | | | | | 0.00 |
| Signing | 50,000.00 | 200,000.00 | | | 250,000.00 |
| Cold Milling, Planning & Rotomilling | | | 200,000.00 | 0.00 | 353,331.00 |
| Demolition | | | | | 0.00 |
| Pavement Markings (Paint) | | | | | 0.00 |
| Other Construction (List) | 30,000.00 | 600,000.00 | 100,000.00 | 10,000.00 | 947,646.00 |
| | Mob/ Office | Mobilization | Mobilization | Mobilization | 0.00 |
| | | | | | 0.00 |
| Totals | 387,471.00 | 1,485,000.00 | 1,500,000.00 | 10,000.00 | 6,626,052.00 |

Disclosure of this information is **REQUIRED** to accomplish the statutory purpose as outlined in the "Illinois Procurement Code". Failure to comply will result in non-issuance of an "Authorization To Bid." This form has been approved by the State Forms Management Center.

Part III. Work Subcontracted to Others

For each contract described in Part I, list all the work you have subcontracted to others.

| | 1724 | 1724 | 1729 | 1731 | 1732 |
|--------------------|---------------|-----------------|-----------------|-----------------|-----------------|
| Subcontractor | | | | | |
| Type of Work | Brick Pavers | Surveying | Asphalt | Concrete | Landscape |
| Subcontract Price | 15,003.00 | 4,550.00 | 549,770.00 | 138,316.00 | 26,543.00 |
| Amount Uncompleted | 15,003.00 | 2,500.00 | 12,634.00 | 70,000.00 | 26,543.00 |
| Subcontractor | | | | | |
| Type of Work | Electrical | Traffic Control | Concrete | Electrical | Sewer Cleaning |
| Subcontract Price | 173,589.00 | 14,765.00 | 767,405.00 | 38,461.00 | 3,251.00 |
| Amount Uncompleted | 173,589.00 | 7,000.00 | 740,000.00 | 25,000.00 | 3,251.00 |
| Subcontractor | | | | | |
| Type of Work | Landscape | Tree Removal | Traffic Control | Guardrail | Electrical |
| Subcontract Price | 174,600.00 | 1,600.00 | 134,800.00 | 26,768.00 | 275,000.00 |
| Amount Uncompleted | 174,600.00 | 0.00 | 120,000.00 | 26,768.00 | 275,000.00 |
| Subcontractor | | | | | |
| Type of Work | Non-Spl Waste | | Pavt. Marking | Sewer Cleaning | Pavt. Marking |
| Subcontract Price | 20,536.00 | | 49,994.00 | 6,364.00 | 15,555.00 |
| Amount Uncompleted | 10,000.00 | | 49,994.00 | 6,364.00 | 0.00 |
| Subcontractor | | | | | |
| Type of Work | Sewer | | Fence | Sewer | Traffic Control |
| Subcontract Price | 23,283.00 | | 3,803,313.00 | 16,027.00 | 15,540.00 |
| Amount Uncompleted | 10,000.00 | | 3,803,313.00 | 0.00 | 5,000.00 |
| Subcontractor | | | | | |
| Type of Work | Signs | | Boring | Pavt. Marking | Tree Removal |
| Subcontract Price | 20,412.00 | | 156,810.00 | 115,590.00 | 2,004.00 |
| Amount Uncompleted | 20,412.00 | | 156,810.00 | 65,000.00 | 0.00 |
| Subcontractor | | | | | |
| Type of Work | Pavt. Marking | | Landscape | Traffic Control | Surveying |
| Subcontract Price | 2,750.00 | | 10,000.00 | 79,996.00 | 4,900.00 |
| Amount Uncompleted | 2,750.00 | | 10,000.00 | 35,000.00 | 2,000.00 |
| Total Uncompleted | | 415,854.00 | 4,892,751.00 | 228,132.00 | 311,794.00 |

I, being duly sworn, do hereby declare this affidavit is a true and correct statement relating to ALL uncompleted contracts of the undersigned for Federal, State, County, City and private work, including ALL subcontract work, ALL pending low bids not yet awarded or rejected and ALL estimated completion dates

Subscribed and sworn to before me

April 19, 2018

CJ Montalbano
 Notary Public CJ Montalbano


My commission expires: 4/5/2022

Type or Print Name **Jay Landgraf** Assistant Secretary
Officer or Director Title

Signed *Jay Landgraf*

Company **R.W. Dunteman Company**

Address **600 S. Lombard Road**
Addison, IL 60101





Bureau of Construction
 2300 South Dirksen Parkway/Room 322
 Springfield, Illinois 62764

Instructions: Complete this form by either typing or using black ink. "Authorization to Bid" will not be issued unless both sides of this form are completed in detail. Use additional forms as needed to list all work.

Part I. Work Under Contract

List below all work you have under contract as either a prime contractor or a subcontractor. It is required to include all pending low bids not yet awarded or rejected. In a joint venture, list only that portion of the work which is the responsibility of your company. The uncompleted dollar value is to be based upon the most recent engineer's or owners estimate, and must include work subcontracted to others. If no work is contracted, show NONE.

| | 1737 | 1738 | 1801 | | |
|--|--------------|--------------|--------------|--|----------------------|
| Contract Number | 60Y79 | | RR-18-9014 | | |
| Contract With | IDOT | UPRR | ISTHA | | |
| Estimated Completion Date | 5/18 | 7/18 | 10/18 | | |
| Total Contract Price | 1,496,732.00 | 4,456,402.00 | 1,978,317.00 | | Accumulated Totals |
| Uncompleted Dollar Value if Firm is the Prime Contractor | 1,276,903.00 | | 1,978,317.00 | | 17,204,553.00 |
| Uncompleted Dollar Value if Firm is the Subcontractor | | 4,456,402.00 | | | 4,461,402.00 |
| Total Value of All Work | | | | | 21,665,955.00 |

Part II. Awards Pending and Uncompleted Work to be done with your own forces.

List below the uncompleted dollar value of work for each contract and awards pending to be completed with your own forces. All work subcontracted to others will be listed on the reverse of this form. In a joint venture, list only that portion of the work to be done by your company. If no work is contracted, show NONE.

| | | | | | Accumulated Totals |
|--------------------------------------|-------------------|---------------------|-------------------|-------------|----------------------|
| Earthwork | 100,000.00 | 2,345,950.00 | 188,217.00 | | 3,315,826.00 |
| Portland Cement Concrete Paving | | | | | 475,496.00 |
| HMA Plant Mix | | | | | 0.00 |
| HMA Paving | 200,000.00 | | 107,909.00 | | 3,120,254.00 |
| Clean & Seal Cracks/Joints | | | | | 0.00 |
| Aggregate Bases & Surfaces | 25,000.00 | 1,039,392.00 | 104,317.00 | | 1,727,073.00 |
| Highway,R.R. and Waterway Structures | | | | | 0.00 |
| Drainage | | 22,500.00 | | | 82,500.00 |
| Electrical | | | | | 0.00 |
| Cover and Seal Coats | | | | | 0.00 |
| Concrete Construction | 99,550.00 | | | | 539,290.00 |
| Landscaping | | 60,909.00 | | | 60,909.00 |
| Fencing | | | | | 47,471.00 |
| Guardrail | | | | | 0.00 |
| Painting | | | | | 0.00 |
| Signing | | | | | 250,000.00 |
| Cold Milling, Planning & Rotomilling | 42,465.00 | | 15,016.00 | | 410,812.00 |
| Demolition | | | | | 0.00 |
| Pavement Markings (Paint) | | | | | 0.00 |
| Other Construction (List) | 75,000.00 | 224,287.00 | 277,000.00 | | 1,523,933.00 |
| | Mob/ Office | Mobilization | Canopy/ Mob | | 0.00 |
| | | | | | 0.00 |
| Totals | 542,015.00 | 3,693,038.00 | 692,459.00 | 0.00 | 11,553,564.00 |

Disclosure of this information is REQUIRED to accomplish the statutory purpose as outlined in the "Illinois Procurement Code". Failure to comply will result in non-issuance of an "Authorization To Bid". This form has been approved by the State Forms Management Center.

Part III. Work Subcontracted to Others

For each contract described in Part I, list all the work you have subcontracted to others.

| | 1737 | 1737 | 1738 | 1801 | 1801 |
|--------------------|-----------------|---------------|-----------------|-----------------|--------------|
| Subcontractor | | | | | |
| Type of Work | Electrical | Landscaping | Surveying | Electrical | Concrete |
| Subcontract Price | 448,746.00 | 55,365.00 | 4,550.00 | 625,415.00 | 241,437.00 |
| Amount Uncompleted | 448,746.00 | 55,365.00 | 4,550.00 | 625,415.00 | 241,437.00 |
| Subcontractor | | | | | |
| Type of Work | Sewer Cleaning | Non-Spl Waste | Traffic Control | Fence | Tree Removal |
| Subcontract Price | 5,875.00 | 24,990.00 | 14,765.00 | 99,990.00 | 17,511.00 |
| Amount Uncompleted | 5,875.00 | 24,990.00 | 14,765.00 | 99,990.00 | 17,511.00 |
| Subcontractor | | | | | |
| Type of Work | Sewer | | Tree Removal | Landscape | |
| Subcontract Price | 162,966.00 | | 1,600.00 | 134,888.00 | |
| Amount Uncompleted | 162,966.00 | | 1,600.00 | 134,888.00 | |
| Subcontractor | | | | | |
| Type of Work | Pavt. Marking | | Sewer | Sewer | |
| Subcontract Price | 9,946.00 | | 742,449.00 | 96,999.00 | |
| Amount Uncompleted | 9,946.00 | | 742,449.00 | 96,999.00 | |
| Subcontractor | | | | | |
| Type of Work | Traffic Control | | | Pavt. Marking | |
| Subcontract Price | 25,325.00 | | | 5,669.00 | |
| Amount Uncompleted | 20,000.00 | | | 5,669.00 | |
| Subcontractor | | | | | |
| Type of Work | Tree Removal | | | Traffic Control | |
| Subcontract Price | 9,280.00 | | | 22,910.00 | |
| Amount Uncompleted | 0.00 | | | 22,910.00 | |
| Subcontractor | | | | | |
| Type of Work | Surveying | | | Non-Spl Waste | |
| Subcontract Price | 8,550.00 | | | 41,039.00 | |
| Amount Uncompleted | 7,000.00 | | | 41,039.00 | |
| Total Uncompleted | | 734,888.00 | 763,364.00 | | 1,285,858.00 |

I, being duly sworn, do hereby declare this affidavit is a true and correct statement relating to ALL uncompleted contracts of the undersigned for Federal, State, County, City and private work, including ALL subcontract work, ALL pending low bids not yet awarded or rejected and ALL estimated completion dates

Subscribed and sworn to before me

April 19, 2018


CJ Montalbano
 Notary Public CJ Montalbano

Type or Print Name Jay Landgraf Assistant Secretary
Officer or Director Title

Signed *Jay Landgraf*

My commission expires: 4/5/2022

Company R.W. Dunteman Company



Address 600 S. Lombard Road
Addison, IL 60101



Illinois Department of Transportation
 Bureau of Construction
 2300 South Dirksen Parkway/Room 322
 Springfield, Illinois 62764

Affidavit of Availability
 For the Letting of 4/19/2018
 (Letting date)

Instructions: Complete this form by either typing or using black ink. "Authorization to Bid" will not be issued unless both sides of this form are completed in detail. Use additional forms as needed to list all work.

Part I. Work Under Contract

List below the uncompleted dollar value of work for each contract and awards pending to be completed with your own forces. All work subcontracted to others will be listed on the reverse of this form. In a joint venture, list only that portion of the work to be done by your company. If no work is contracted, show NONE.

| | 1802 | 1803 | 1804 | 1805 | |
|--|-----------------|------------|--------------|---------------|----------------------|
| Contract Number | N/A | RR-18-4350 | 61E48 | 61D47 | |
| Contract With | City of Wheaton | ISTHA | IDOT | IDOT | |
| Estimated Completion Date | 9/18 | 11/18 | 9/18 | 8/21 | |
| Total Contract Price | 3,336,018.00 | 465,028.00 | 1,988,192.00 | 20,364,790.00 | Accumulated Totals |
| Uncompleted Dollar Value if Firm is the Prime Contractor | 3,336,018.00 | | 1,988,192.00 | 20,364,790.00 | 42,893,553.00 |
| Uncompleted Dollar Value if Firm is the Subcontractor | | 465,028.00 | | | 4,926,430.00 |
| Total Value of All Work | | | | | 47,819,983.00 |

Part II. Awards Pending and Uncompleted Work to be done with your own forces.

List below the uncompleted dollar value of work for each contract and awards pending to be completed with your own forces. All work Subcontracted to others will be listed on the reverse of this form. In a joint venture, list only that portion of the work to be done by your company. If no work is contracted, show NONE.

| | | | | | Accumulated Totals |
|--------------------------------------|---------------------|-------------------|---------------------|----------------------|----------------------|
| Earthwork | 235,990.00 | 27,585.00 | 230,916.00 | 3,314,497.00 | 7,124,814.00 |
| Portland Cement Concrete Paving | | | | 2,612,081.00 | 3,087,577.00 |
| HMA Plant Mix | | | | | 0.00 |
| HMA Paving | 710,355.00 | 92,327.00 | 302,891.00 | 1,587,347.00 | 5,813,174.00 |
| Clean & Seal Cracks/Joints | | | | | 0.00 |
| Aggregate Bases & Surfaces | 4,667.00 | 3,460.00 | 100,206.00 | 2,175,160.00 | 4,010,566.00 |
| Highway,R.R. and Waterway Structures | | | | | 0.00 |
| Drainage | | | | 71,810.00 | 154,310.00 |
| Electrical | | | | | 0.00 |
| Cover and Seal Coats | | | | | 0.00 |
| Concrete Construction | 896,255.00 | 251,174.00 | 264,452.00 | 941,462.00 | 2,892,633.00 |
| Landscaping | | | | | 60,909.00 |
| Fencing | | | | | 47,471.00 |
| Guardrail | | | | | 0.00 |
| Painting | | | | | 0.00 |
| Signing | | | | | 250,000.00 |
| Cold Milling, Planning & Rotomilling | 160,977.00 | 32,182.00 | 10,036.00 | | 614,007.00 |
| Demolition | | | | | 0.00 |
| Pavement Markings (Paint) | | | | | 0.00 |
| Other Construction (List) | 159,782.00 | 58,300.00 | 114,170.00 | 1,594,315.00 | 3,450,500.00 |
| | Mobilization | Mobilization | Mobilization | Office/Mob | 0.00 |
| | | | | | 0.00 |
| Totals | 2,168,026.00 | 465,028.00 | 1,022,671.00 | 12,296,672.00 | 0.00 |
| | | | | | 27,505,961.00 |

Disclosure of this information is **REQUIRED** to accomplish the statutory purpose as outlined in the "Illinois Procurement Code". Failure to comply will result in non-issuance of an "Authorization To Bid." This form has been approved by the State Forms Management Center.

Part III. Work Subcontracted to Others

For each contract described in Part I, list all the work you have subcontracted to others.

| | 1802 | 1804 | 1804 | 1805 | 1805 |
|--------------------------|---------------------|-----------------|-------------------|-----------------|---------------------|
| Subcontractor | | | | | |
| Type of Work | Sewer | Brick Paver | Signs | Tree Removal | Fence |
| Subcontract Price | 726,221.00 | 40,260.00 | 30,357.00 | 46,613.00 | 75,318.00 |
| Amount Uncompleted | 726,221.00 | 40,260.00 | 30,357.00 | 46,613.00 | 75,318.00 |
| Subcontractor | | | | | |
| Type of Work | Pavt. Marking | Electrical | Tree Removal | Traffic Control | Electrical |
| Subcontract Price | 11,528.00 | 324,931.00 | 5,456.00 | 663,255.00 | 1,012,709.00 |
| Amount Uncompleted | 11,528.00 | 324,931.00 | 5,456.00 | 663,255.00 | 1,012,709.00 |
| Subcontractor | | | | | |
| Type of Work | Traffic Control | Landscape | | Survey | Bridge |
| Subcontract Price | 16,999.00 | 171,792.00 | | 104,000.00 | 1,001,507.00 |
| Amount Uncompleted | 16,999.00 | 171,792.00 | | 104,000.00 | 1,001,507.00 |
| Subcontractor | | | | | |
| Type of Work | ARCCT | Sewer | | Pavt. Marking | Ground Improve |
| Subcontract Price | 58,303.00 | 311,635.00 | | 116,601.00 | 1,259,000.00 |
| Amount Uncompleted | 58,303.00 | 311,635.00 | | 116,601.00 | 1,259,000.00 |
| Subcontractor | | | | | |
| Type of Work | Landscape | Pavt. Marking | | Sewer | Rebar |
| Subcontract Price | 354,941.00 | 5,845.00 | | 3,403,976.00 | 67,234.00 |
| Amount Uncompleted | 354,941.00 | 5,845.00 | | 3,403,976.00 | 67,234.00 |
| Subcontractor | | | | | |
| Type of Work | | Survey | | Non-Spl Waste | |
| Subcontract Price | | 19,990.00 | | 17,800.00 | |
| Amount Uncompleted | | 19,990.00 | | 17,800.00 | |
| Subcontractor | | | | | |
| Type of Work | | Traffic Control | | Landscape | |
| Subcontract Price | | 55,255.00 | | 300,105.00 | |
| Amount Uncompleted | | 55,255.00 | | 300,105.00 | |
| Total Uncompleted | 1,167,992.00 | | 965,521.00 | | 8,068,118.00 |

I, being duly sworn, do hereby declare this affidavit is a true and correct statement relating to ALL uncompleted contracts of the undersigned for Federal, State, County, City and private work, including ALL subcontract work, ALL pending low bids not yet awarded or rejected and ALL estimated completion dates

Subscribed and sworn to before me


April 19, 2018

CJ Montalbano
 Notary Public CJ Montalbano

Type or Print Name **Jay Landgraf** Assistant Secretary
Officer or Director Title

My commission expires: 4/5/2022

Signed *Jay Landgraf*



Company **R.W. Dunteman Company**
 Address **600 S. Lombard Road**
Addison, IL 60101



Instructions: Complete this form by either typing or using black ink. "Authorization to Bid" will be issued unless both sides of this form are completed in detail. Use additional forms as needed to complete all work.

Location
 2500 South MacArthur Parkway/Room 322
 Springfield, Illinois 62764

Part I. Work Under Contract

List below all work you have under contract as either a prime contractor or a subcontractor. It is required to include all pending low bids not yet awarded or rejected. In a joint venture, list only that portion of the work which is the responsibility of your company. The uncompleted dollar value is to be based upon the most recent engineer's or owners estimate, and must include work subcontracted to others. If no work is contracted, show NONE.

| | 1806 | 1807 | 1808-Pending | | |
|--|--------------|------------|----------------|--|----------------------|
| Contract Number | 81E35 | WA073 | N/A | | |
| Contract With | IDOT | IDOT | DuPage Co. DOT | | |
| Estimated Completion Date | 11/18 | 50 CD | 8/18 | | |
| Total Contract Price | 2,944,989.00 | 309,814.00 | 4,194,216.00 | | Accumulated Totals |
| Uncompleted Dollar Value If Firm is the Prime Contractor | 2,944,989.00 | 309,814.00 | 4,194,216.00 | | 50,342,572.00 |
| Uncompleted Dollar Value If Firm is the Subcontractor | | | | | 4,926,430.00 |
| Total Value of All Work | | | | | 55,269,002.00 |

Part II. Awards Pending and Uncompleted Work to be done with your own forces.

List below the uncompleted dollar value of work for each contract and awards pending to be completed with your own forces. All work Subcontracted to others will be listed on the reverse of this form. In a joint venture, list only that portion of the work to be done by your company. If no work is contracted, show NONE.

| | | | | | Accumulated Totals |
|---------------------------------------|---------------------|-------------------|---------------------|-------------|----------------------|
| Earthwork | 289,327.00 | 34,284.00 | 9,729.00 | | 7,458,154.00 |
| Portland Cement Concrete Paving | | | | | 3,087,577.00 |
| HMA Plant Mix | | | | | 0.00 |
| HMA Paving | 577,025.00 | 135,074.00 | 2,787,799.00 | | 9,313,072.00 |
| Clean & Seal Cracks/Joints | | | | | 0.00 |
| Aggregate Bases & Surfaces | 185,601.00 | 28,995.00 | 2,492.00 | | 4,228,654.00 |
| Highway, R.R. and Waterway Structures | | | | | 0.00 |
| Drainage | | 6,672.00 | | | 160,982.00 |
| Electrical | | | | | 0.00 |
| Cover and Seal Coats | | | | | 0.00 |
| Concrete Construction | 379,012.00 | | 250,526.00 | | 3,532,171.00 |
| Landscaping | | | | | 60,909.00 |
| Fencing | | | | | 47,471.00 |
| Guardrail | | | | | 0.00 |
| Painting | | | | | 0.00 |
| Signing | | | | | 250,000.00 |
| Cold Milling, Planning & Rotomilling | 39,759.00 | 32,822.00 | 536,455.00 | | 1,223,043.00 |
| Demolition | | | | | 0.00 |
| Pavement Markings (Paint) | | | | | 0.00 |
| Other Construction (List) | 120,986.00 | 17,749.00 | 105,809.00 | | 3,695,044.00 |
| | Mobilization | Office/Mob | Mobilization | | 0.00 |
| | | | | | 0.00 |
| Totals | 1,592,710.00 | 255,586.00 | 3,702,810.00 | 0.00 | 0.00 |
| | | | | | 33,057,077.00 |

Disclosure of this information is REQUIRED to accomplish the statutory purpose as outlined in the "Illinois Procurement Code". Failure to comply will result in non-issuance of an "Authorization To Bid." This form has been approved by the State Forms Management Center.


Part III. Work Subcontracted to Others

For each contract described in Part I, list all the work you have subcontracted to others.

| | 1806 | 1806 | 1807 | 1808 |
|---------------------------|-----------------|---------------|-----------------|-----------------|
| Subcontractor | | | | |
| Type of Work | Tree Removal | Non-Spl Waste | Traffic Control | Electrical |
| Subcontract Price | 17,490.00 | 27,288.00 | 12,161.00 | 98,083.00 |
| Amount Uncompleted | 17,490.00 | 27,288.00 | 12,161.00 | 98,083.00 |
| Subcontractor | | | | |
| Type of Work | Sewer | Sewer Televis | Pavt. Marking | Landscape |
| Subcontract Price | 1,055,951.00 | 55,029.00 | 11,531.00 | 12,754.00 |
| Amount Uncompleted | 1,055,951.00 | 55,029.00 | 11,531.00 | 12,754.00 |
| Subcontractor | | | | |
| Type of Work | Electrical | | Sawcutting | Joint Seal |
| Subcontract Price | 12,421.00 | | 13,819.00 | 195,376.00 |
| Amount Uncompleted | 12,421.00 | | 13,819.00 | 195,376.00 |
| Subcontractor | | | | |
| Type of Work | Landscape | | Landscape | Sewer |
| Subcontract Price | 79,363.00 | | 16,707.00 | 48,700.00 |
| Amount Uncompleted | 79,363.00 | | 16,707.00 | 48,700.00 |
| Subcontractor | | | | |
| Type of Work | Traffic Control | | | Pavt. Marking |
| Subcontract Price | 81,475.00 | | | 94,700.00 |
| Amount Uncompleted | 81,475.00 | | | 94,700.00 |
| Subcontractor | | | | |
| Type of Work | Pavt. Marking | | | Traffic Control |
| Subcontract Price | 12,835.00 | | | 41,793.00 |
| Amount Uncompleted | 12,835.00 | | | 41,793.00 |
| Subcontractor | | | | |
| Type of Work | Survey | | | |
| Subcontract Price | 10,427.00 | | | |
| Amount Uncompleted | 10,427.00 | | | |
| Total Uncompleted | | 1,352,279.00 | 54,218.00 | 491,406.00 |

I, being duly sworn, do hereby declare this affidavit is a true and correct statement relating to ALL uncompleted contracts of the undersigned for Federal, State, County, City and private work, including ALL subcontract work, ALL pending low bids not yet awarded or rejected and ALL estimated completion dates

Subscribed and sworn to before me

April 9, 2018

 Notary Public CJ Montalbano
 My commission expires: 4/5/2022

Type or Print Name Jay Landgraf Assistant Secretary
Officer or Director Title
 Signed 
 Company R.W. Dunteman Company
 Address 600 S. Lombard Road
Addison, IL 60101





Return with Bid

| | |
|--------------|---------------------------|
| Route | <u>Various</u> |
| County | <u>DuPage</u> |
| Local Agency | <u>Village of Lombard</u> |
| Section | <u>18-00000-01-GM</u> |

All contractors are required to complete the following certification:

For this contract proposal or for all groups in this deliver and install proposal.

For the following deliver and install groups in this material proposal:

Illinois Department of Transportation policy, adopted in accordance with the provisions of the Illinois Highway Code, requires this contract to be awarded to the lowest responsive and responsible bidder. The award decision is subject to approval by the Department. In addition to all other responsibility factors, this contract or deliver and install proposal requires all bidders and all bidders' subcontractors to disclose participation in apprenticeship or training programs that are (1) approved by and registered with the United States Department of Labor's Bureau of Apprenticeship and Training, and (2) applicable to the work of the above indicated proposals or groups. Therefore, all bidders are required to complete the following certification:

- I. Except as provided in paragraph IV below, the undersigned bidder certifies that it is a participant, either as an individual or as part of a group program, in an approved apprenticeship or training program applicable to each type of work or craft that the bidder will perform with its own employees.
- II. The undersigned bidder further certifies for work to be performed by subcontract that each of its subcontractors submitted for approval either (A) is, at the time of such bid, participating in an approved, applicable apprenticeship or training program; or (B) will, prior to commencement of performance of work pursuant to this contract, establish participation in an approved apprenticeship or training program applicable to the work of the subcontract.
- III. The undersigned bidder, by inclusion in the list in the space below, certifies the official name of each program sponsor holding the Certificate of Registration for all of the types of work or crafts in which the bidder is a participant and that will be performed with the bidder's employees. Types of work or craft that will be subcontracted shall be included and listed as subcontract work. The list shall also indicate any type of work or craft job category for which there is no applicable apprenticeship or training program available.

Operating Engineers Local 150

Chicagoland Laborers' Training & Apprenticeship Program

DuPage County Cement Masons' Local 803 Joint Apprenticeship

IV. Except for any work identified above, any bidder or subcontractor that shall perform all or part of the work of the contract or deliver and install proposal solely by individual owners, partners or members and not by employees to whom the payment of prevailing rates of wages would be required, check the following box, and identify the owner/operator workforce and positions of ownership.

The requirements of this certification and disclosure are a material part of the contract, and the contractor shall require this certification provision to be included in all approved subcontracts. The bidder is responsible for making a complete report and shall make certain that each type of work or craft job category that will be utilized on the project is accounted for and listed. The Department at any time before or after award may require the production of a copy of each applicable Certificate of Registration issued by the United States Department of Labor evidencing such participation by the contractor and any or all of its subcontractors. In order to fulfill the participation requirement, it shall not be necessary that any applicable program sponsor be currently taking or that it will take applications for apprenticeship, training or employment during the performance of the work of this contract or deliver and install proposal.

Bidder: R.W. Dunteman Company

Address: 600 S. Lombard Rd., Addison, IL 60101

By: 
(Signature)

Title: President

RETURN WITH BID



Illinois Department of Transportation

Affidavit of Illinois Business Office

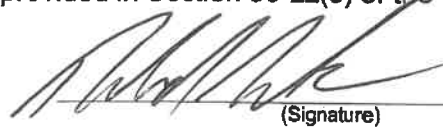
County DuPage
Local Public Agency Village of Lombard
Section Number 18-00000-01-GM
Route Various

State of Illinois)
) ss.
County of DuPage)

I, Roland W. Dunteman of Addison, Illinois,
(Name of Affiant) (City of Affiant) (State of Affiant)


being first duly sworn upon oath, states as follows:

1. That I am the president of R.W. Dunteman Company
officer or position bidder
2. That I have personal knowledge of the facts herein stated.
3. That, if selected under this proposal, R.W. Dunteman Company, will maintain a
(bidder)
business office in the State of Illinois which will be located in DuPage County, Illinois.
4. That this business office will serve as the primary place of employment for any persons employed in the construction contemplated by this proposal.
5. That this Affidavit is given as a requirement of state law as provided in Section 30-22(8) of the Illinois Procurement Code.


(Signature)
Roland W. Dunteman, President
(Print Name of Affiant)

This instrument was acknowledged before me on this 19th day of April, 2018.

(SEAL)




CJ Montalbano, Notary Public

TABLE OF CONTENTS

| | Page |
|---|------|
| Table of Contents | 1 |
| General Terms and Conditions | 2 |
| Project Special Provisions | 5 |
| Location of Project | 5 |
| Description of Project | 5 |
| Maintenance of Roadways | 13 |
| Traffic Control Plan | 14 |
| Status of Utilities to be Adjusted | 15 |
| Index for Supplemental Specifications and Recurring Special Provisions..... | 19 |
| Check Sheet for Recurring Special Provisions | 20 |
| Check Sheet for Local Roads and Streets Recurring Special Provisions | 22 |
| I.D.O.T. District 1 Special Provisions | 23 |
| BDE Special Provisions Check Sheet and Special Provisions | 47 |
| DuPage County Prevailing Wage Sheet July 2015 | 60 |
| Village of Lombard Standard Details | 69 |
| I.D.O.T. Standard Details | 83 |
| Appendix A – Lombard Project Locations..... | 105 |
| Appendix B – Bensenville, Downers Grove Sanitary District and Woodridge Project Locations..... | 107 |
| Appendix C – Quantities by Municipality..... | 118 |

1. INTENT

It is the intent of the Village of Bensenville (“Bensenville”), the Downers Grove Sanitary District (“DGSD”), the Village of Lombard (“Lombard”) and the Village of Woodridge (“Woodridge”) hereafter referred to as “Municipalities”, to jointly bid the 2018 Asphalt Patching and Resurfacing Program.

Work performed under this RFB, shall be in accordance with the provisions of the Illinois Prevailing Wage Act 820 ILCS 130/0.01 et seq. and Employment of Illinois Workers on Public Works Act (30 ILCS 570/).

Through the joint bid process, the Municipalities and District are presenting an economy of scale to potential bidders, providing them with opportunities for increased revenues as well as reduced costs, which the bidders should in turn extend to the Villages and District via lower pricing.

The Village of Lombard is the lead agency for the bid process on behalf of the Municipalities and the District. Each Village and District and manager/administrator or board of trustees/council, as the case may be, will have the right to review and independently approve or reject the bid award and execute the Agreement Acceptance.

2. BID PRICE

The Contractor shall provide pricing on the schedule of prices included in this Request for Bids (“RFB”) per the specifications identified herein. The Contractor shall offer pricing for all of the items included on the schedule of prices. The schedule of prices includes base bid items for which the Municipalities are requesting unit prices.

Bidders shall maintain pricing for a minimum of ninety (90) days from opening date.

Project Location Maps – Each Municipality will supply the Contractor with one 11” x 17” map of its territory that highlights the locations for which the Contractor will provide patching and resurfacing services.

3. AWARD

The Contract award will be based on the Bid Total Costs amount proposed by the Contractor. Award shall be made to the lowest responsive and responsible bidder(s) who best meets the specifications including financial capacity to perform, experience and qualifications performing similar work and scheduling based upon the evaluation criteria specified herein.

No work shall be awarded to a Bidder that is in arrears or is in default to any of the Municipalities for any debt or contract, or that has defaulted, as surety or otherwise, upon any obligation to the municipality, or that has failed to perform satisfactorily any previous contract with, or work for, the Municipalities.

4. TERM

The term of this Agreement shall be one (1) year from the date of award. Unit prices (including supplemental unit prices) shall be held constant for the term of this agreement.

Work in each Municipality shall begin in spring/summer 2018, pending approval by its corporate authorities, and will complete these services by August 3, 2018, **with the exception of the Village of Woodridge requiring its work to be completed by June 30, 2018.** The completion date may be extended for a municipality upon mutual written consent by the Municipality/District and the Contractor. The Contractor shall provide asphalt pavement patching and resurfacing services for the Municipalities per the schedule that each Municipality coordinates with the Contractor.

5. VOLUME/ESTIMATED QUANTITY

The volumes identified herein are estimated quantities. The Municipalities/District do not guarantee any specific amount and shall not be held responsible for any deviation. This Contract shall cover the Municipalities’/District’s requirements whether more or less than the estimated amount.

The Municipalities/District reserves the right to increase and/or decrease quantities, add or delete locations during the term of the Agreement, whatever is deemed to be in the best interest of the Municipalities/District.

In the event awarded Contractor (s) is unavailable, the Municipalities reserve the right to use whatever contractor is available to minimize and/or mitigate damages to their Municipality.

6. **ADDITIONAL INFORMATION**

Should the Bidder require additional information about this bid, submit questions via email to: goldsmithc@villageoflombard.org. Questions are requested prior to the Bid Opening and are required **no later than 4:00 P.M. on APRIL 4, 2018.**

ANY and ALL changes to these specifications are valid only if they are included by written Addendum from the Village of Lombard to All Bidders. No interpretation of the meaning of the plans, specifications or other contract documents will be made orally. Failure of any Bidder to receive any such addendum or interpretation shall not relieve the Bidder from obligation under this bid as submitted. All addenda so issued shall become part of the bid documents. Failure to request an interpretation constitutes a waiver to later claim that ambiguities or misunderstandings caused a Bidder to improperly submit a bid.

The Village of Lombard recognizes that in some cases the information conveyed in this RFB may provide an insufficient basis for performing a complete analysis of the RFB requirements. Prospective bidders are, therefore, requested to make the best possible use of the information provided, without the expectation that the Village of Lombard will be able to answer every request for further information or that the schedule for receipt and evaluation of bids will be modified to accommodate such request.

7. **JOINT PURCHASING/PURCHASING EXTENSION**

The purchase of goods and services pursuant to the terms of this Agreement shall also be offered for purchases to be made by the Municipalities, as authorized by the Governmental Joint Purchasing Act, 30 ILCS 525/0.01, *et seq.* (the "Act"). All purchases and payments made under the Act shall be made directly by and between each Municipality and the successful bidder. The Bidder agrees that the Village of Lombard shall not be responsible in any way for purchase orders or payments made by the other Municipalities. The Bidder further agrees that all terms and conditions of this Agreement shall continue in full force and effect as to the other Municipalities during the extended term of this Agreement.

Bidder and the other Municipalities may negotiate such other and further terms and conditions to this Agreement ("Other Terms") as individual projects may require. In order to be effective, Other Terms shall be reduced to writing and signed by a duly authorized representative of both the successful bidder and the other Municipality.

The Bidder shall provide the other Municipalities with all documentation as required in the RFB, and as otherwise required by the Village of Lombard, including, but not limited to:

- 100% performance and payment bonds for the project awarded by other Municipalities
- Certificate of Insurance naming each other Municipality as an additional insured
- Certified payrolls to the other Municipality for work performed

8. **CONTACT WITH VILLAGE PERSONNEL**

All bidders are prohibited from making any contact with the Municipalities' Presidents, Trustees, or any other official or employee of the Municipalities (collectively, "Municipal Personnel") with regard to the Project, other than in the manner and to the person(s) designated herein. The Lombard Village Manager reserves the right to disqualify any bidder found to have contacted Municipal Personnel in any manner with regard to the Project. Additionally, if the Lombard Village Manager determines that the contact with Municipal Personnel was in violation of any provision of 720 ILCS 5/33E, the matter will be turned over to the DuPage County State's Attorney for review and prosecution.

9. RESERVATION OF RIGHTS

Each Municipality reserves the right to accept the Bidder's Proposal that is, in their judgment, the best and most favorable to the interests of the Municipality and the public; to reject the low Price Proposal; to accept any item to any Bidder's Proposal; to reject any and all Bidder's Proposals; to accept and incorporate corrections, clarifications or modifications following the opening of the Bidder's Proposals when to do so would not, in Municipalities' opinion, prejudice the bidding process or create any improper advantage to any Bidder; and to waive irregularities and informalities in the bidding process or in any Bidder's Proposal submitted; provided, however, that the waiver of any prior defect or informality shall not be considered a waiver of any future or similar defects or informalities, and Bidders should not rely upon, or anticipate, such waivers in submitting the Bidder's Proposals. The enforcement of this Reservation of Rights by one or more of the Municipalities shall not be considered an alteration of the bids.

10. INVOICES AND PAYMENTS

The Contractor shall provide individual invoices for the services that it and all of its subcontractors undertake for a Municipality to that Municipality. The Contractor shall be responsible for paying its subcontractors. The Contractor's subcontractors shall not invoice a Municipality, nor shall a Municipality pay the Contractor's subcontractors directly.

The Contractor shall submit invoices to each Municipality detailing the services the Contractor provided directly to the respective Municipality. All services shall be invoiced-based on unit pricing and quantities used. Each Municipality shall only pay for quantities it used or ordered. Quantities may be adjusted up or down based on the needs of each Municipality. Each Municipality shall make payments in accordance with the Local Government Prompt Payment Act.

No payment, final or otherwise, shall release the Contractor or its subcontractors from any of the requirements or obligations set forth in this Agreement.

Invoices shall be delivered to:

Village of Bensenville
Director of Public Works
717 E. Jefferson Street
Bensenville, IL 60106

Downers Grove Sanitary District
General Manager
2710 Curtiss Street
Downers Grove, IL 60515

Village of Lombard
Director of Public Works
1051 S. Hammerschmidt Avenue
Lombard, IL 60148

Village of Woodridge
Brandon Tonarelli, P.E.
1 Plaza Drive
Woodridge, IL 60517

The following Special Provisions supplement the “Standard Specifications for Road and Bridge Construction,” adopted April 1, 2016 (referred to hereinafter as the “Standard Specifications”); the “Supplemental Specifications and Recurring Special Provisions”, adopted January 1, 2018; the latest edition of the “Illinois Manual on Uniform Traffic Control Devices For Streets and Highways” (IMUTCD); and the latest edition of “The Standard Specifications for Sewer and Water Construction in Illinois” adopted June 2014. In case of conflict with any part or parts of said specifications, these Special Provisions shall take precedence and shall govern. Where no conflict exists, the named specifications shall apply to this Contract as if repeated in their entirety herein.

LOCATION OF PROJECT

The proposed work is officially known as “FY2018 Asphalt Patching and Resurfacing Program”. The work will be performed on various streets throughout the participating municipalities and districts.

DESCRIPTION OF PROJECT

The work consists of Class D Patches of varying types and depth, HMA Surface Removal, Leveling Binder, 2” HMA Surface Course, spot Concrete Curb & Gutter and Sidewalk Replacement with Detectable Warnings installed at intersections, Drainage Structure Adjustments, Thermoplastic Pavement Markings and Parkway Restoration.

SECTION 107. LEGAL REGULATIONS AND RESPONSIBILITY TO PUBLIC

REV 07/17

107.09 Public Convenience and Safety. Add the following to the list of legal holidays; Martin Luther King Day, the day after Thanksgiving and Christmas Eve.

Add the following before the third Paragraph: The Contractor shall plan their operations to ensure that no resident will be denied access to their driveway for more than a single twenty-one (21) day period. During this period the Contractor shall construct curb and gutter, pavement, sidewalk and driveway approaches. Should the Engineer determine that the Contractor will exceed this time constraint, the Engineer will order that temporary roads and/or approaches be installed at the Contractor’s expense.

The Contractor is prohibited (with or without the permission of the property owner) from drawing water from any private property sources. If the Contractor wishes to utilize the Village water supply system he must secure an RPZ valve per Section 107.18 of the Standard Specifications.

107.15 Dirt on Pavement or Structures. Add the following at the end of this Section: If the pavement on or adjacent to the section under construction shall need cleaning because of the Contractor’s operation and the Contractor fails to clean the pavement to the satisfaction of the Engineer at any time during the duration of the Contract, the Engineer will notify the Contractor, at which time the Contractor will have twenty-four (24) hours in which to perform the cleaning. If the Contractor fails to perform the required cleaning within this period of time, the Village shall contract the cleaning to be performed by whatever such method they feel necessary. At the time such work has been completed, the amount incurred by the Village for such work along with a \$500.00 per incident fine will be deducted from monies due, or that may become due, the Contractor.

107.16 Equipment on Pavement and Structures. Add the following at the end of this Section: In accordance with Village Code (Title 9, Chapter 97, Section 97.200) the Contractor must obtain a permit for the movement of any overweight or oversize vehicle within the jurisdiction of the Village. If, in the table below, any of the following limits are exceeded, a permit is required.

| | |
|---|-------------------------|
| Maximum Gross Weight: | 80,000 pounds |
| Maximum Gross Length: | |
| Tractor Trailer | 55 feet |
| Truck Trailer | 60 feet |
| Maximum Gross Width: | 8 feet 6 inches |
| Maximum Gross Height: | 13 feet 6 inches |
| Maximum Single Axle Weight Limit | 20,000 pounds |
| Maximum Axle Tandem Weight Limit | 34,000 pounds |

To reference the complete Village Ordinance concerning permit moves and fee structure visit <http://www.villageoflombard.org/DocumentCenter/View/11754>

The Contractor must be familiar with the ordinance. This ordinance is strictly enforced; offenders will be subject to fine, arrest and prosecution.

Note: Equipment owned and operated by a private contractor used in the construction of public works projects for the Village of Lombard will not be subject to permit fees. However, Contractors are still required to apply for a permit per ordinance. Fees will be waived as part of the review and approval process. In the event a vehicle is pulled over regarding size or load, drivers for the general contractor or subcontractor must be able to identify the name of the project and the Village point of contact for the job.

The Lombard Police Department is now using an online-based permitting system via the website, www.oxcartpermits.com. Contractors applying for an overweight/oversize permit will have to use the Oxcart permitting software. The form can be completed on the Oxcart website under the Trucking login/sign up link (<http://oxcartpermits.com/user/trucking>)

Visit <http://www.villageoflombard.org/421/Truck-Enforcement-OversizeOverweight-Per> regarding enforcement and truck routes. If you have any questions regarding commercial motor vehicle/permits please contact Officer Latronica at 630-873-4453 or by e-mail at latronica@villageoflombard.org.

107.18 Use of Fire Hydrants. Add the following at the end of this Section: The Contractor may request to use fire hydrants within the project area. Fire hydrant usage will only be allowed after the Contractor receives authorization from the Village. The Village has the option of designating a hydrant(s) that the Contractor can utilize within the work zone or project area. Prior to drawing water from any fire hydrant, the Contractor shall rent a water meter and RPZ valve from the Village. The meter and RPZ valve must be connected to the fire hydrant while it is in use. **Meter rentals must be returned after 90 days.** Meter rentals may be renewed after 90 days; however, rental and usage fees at the time of renewal will be charged. Meter renewals will require a new deposit and a renewal fee. The Village will refund any balance from the daily rental fee incurred during the 90-day rental period.

Billing rates and fees are listed below.

Water Meter Rental Charges

5/8" or 3/4" Meter

| | |
|----------------------------|----------|
| Initial Administration Fee | \$40.00 |
| Deposit | \$500.00 |
| Meter Rental Fee (per day) | \$3.00 |
| Maximum Rental Time | 90 days |
| Renewal Fee | \$10.00 |

2" Meter

| | |
|----------------------------|------------|
| Initial Administration Fee | \$40.00 |
| Deposit | \$2,000.00 |
| Meter Rental Fee (per day) | \$5.00 |
| Maximum Rental Time | 90 days |
| Renewal Fee | \$10.00 |

Contractors wishing to rent a water meter should contact the Village Department of Public Works at (630) 620-5740. The Finance Department will deduct the water meter rental fee from the deposit.

Unauthorized or improper use will subject the offender to arrest and prosecution.

VILLAGE OF BENSENVILLE WATER SUPPLY

The Contractor can obtain municipal water in bulk from Public Works Facility, at **NO CHARGE**, as long as there is not a "watering ban" in effect. Prior to obtaining any water, an account with the Finance Department must be set up for documentation of water usage. The indiscriminate use of fire hydrants is strictly prohibited. Water for construction shall be metered or otherwise accounted for on a daily log maintained with the Public Works Department. The Contractor shall provide the water truck and driver required to obtain and transport this water. The Village reserves the right to restrict or refuse the use of Village water if deemed necessary.

107.24 Forest Protection. Add the following at the end of this Section: In the case of excavation, the Contractor shall attend the showing of a videotape regarding tree protection during construction. The videotape will be shown at the Public Works Building. The approximate time required to view the videotape is one (1) hour. The videotape shall be viewed before any excavation begins. The Engineer will arrange a time suitable to all parties involved to view the videotape. This work will not be paid for separately, but shall be considered incidental to the Contract. The Contractor shall also protect parkway trees from damage by their operations. Failure to do so will result in the following deductions from monies owed to the Contractor:

DAMAGE TO PARKWAY TREES CAUSING REMOVAL (PAYMENT): Any person that damages a parkway tree so severely that the tree dies or requires removal shall compensate the Village for the loss of the parkway tree. The amount paid shall be based on the following schedule:

1. If the damaged parkway tree is up to 6 in. in diameter (measured at 6 in. above ground level), the amount paid shall be determined by using the "Replacement Cost Method" of evaluating trees found in the most current edition of the *Council of Tree and Landscape Appraisers Guide (CTLA) for Plant Appraisal*.
2. For parkway trees larger than a 6 in. trunk diameter, (measured at 54 in. above grade) the amount paid shall be determined by using the "Trunk Formula Method" of evaluating trees found in the most current edition of the above-referenced *CTLA's Guide*.
3. Added to the costs established under the above provisions shall be the cost of the removal of the parkway tree.

DAMAGE TO PARKWAY TREES NOT CAUSING REMOVAL (PAYMENT): Any person that causes injury to a parkway tree shall compensate the Village for the injury to the parkway tree. Such injuries include, but are not limited to the following: damage to the tree trunk, broken branches, and the storing of construction materials within the drip-line of the tree. The amount paid shall be the actual cost to repair the damage.

The Forestry Division using the most current edition of the above-referenced *CTLA's Guide* shall determine the appraised value or the partial loss in the tree value.

The following is a SAMPLE of both methods of evaluating parkway trees:

REPLACEMENT COST METHOD (TREES UP TO 6" DIAMETER):

| | |
|-----------------------------------|-----------|
| 2" AUTUMN BLAZE FREEMAN MAPLE | \$ 365.00 |
| 2" HORSECHESTNUT | \$ 370.00 |
| 2" SWAMP WHITE OAK | \$ 375.00 |
| 2" RED OAK | \$ 375.00 |
| 2" HEDGE MAPLE | \$ 350.00 |
| 2" IVORY SILK JAPANESE TREE-LILAC | \$ 375.00 |

TRUNK FORMULA METHOD (TREES OVER 6" DIAMETER):

| | |
|------------------------|-------------|
| 10" HONEY LOCUST | \$ 1,675.00 |
| 15" LITTLE-LEAF LINDEN | \$ 3,150.00 |
| 18" SUGAR MAPLE | \$ 5,450.00 |
| 19" RED MAPLE | \$ 4,750.00 |
| 30" SILVER MAPLE | \$ 8,100.00 |
| 32" HONEY LOCUST | \$15,800.00 |

SECTION 211 TOPSOIL

REV. 04/16

This work shall be performed in accordance with Sections 211 of the Standard Specifications with the following alterations.

211.01 Description. Delete the words "or compost."

211.02 Materials. Add "Only 'pulverized' top soil shall be used." Delete subsection (b).

21.04 Placing Topsoil. Delete paragraph two.

211.05 Finishing delete the words "or compost/topsoil blend" from sentence one.

211.07 Method of Measurement. In subparagraph (b), paragraph two delete the words "and compost furnish and place "

211.08 Basis of Payment. Delete the words "and per square yard (square meter) for COMPOST FURNISH AND PLACE, of the thickness specified.

SECTION 250 SEEDING

REV 04/16

This work shall be performed in accordance with Sections 250 of the Standard Specifications with the following alterations.

250.09 Method of Measurement. Delete paragraph 2 and replace with:

(b) Measured Quantities. Seeding of the class specified will be measured in square yards (square meters) of surface area seeded.

250.10 Basis of Payment. Replace "acre (hectare)" in the first paragraph with, "square yards (square meters)".

SECTION 423 PORTLAND CEMENT CONCRETE DRIVEWAY PAVEMENT

REV. 01/17

This work shall be performed in accordance with Section 423 and 351 of the Standard Specifications with the following alterations.

423.01 Description. Add the following: Driveways shall consist of a minimum of 6 in. for residential and 8 in. for commercial driveways, Class PV concrete placed on 2 in. of Aggregate Base Course, Type B.

423.05 Forms. Delete sentence one and replace with the following: Side forms shall be of lumber or of steel (of equal rigidity) and not less than 6 in for residential driveways and not less than 8 in for commercial driveways.

423.10 Method of Measurement. Add the following: All required excavation and saw cutting shall be included and shall not be paid for separately.

423.11 Basis of Payment. This work will be paid for at the contract unit price per square yard for PORTLAND CEMENT CONCRETE DRIVEWAY PAVEMENT, SPECIAL of the thickness specified, which price shall include all required materials (including base course), labor and equipment necessary to complete the work as specified herein.

SECTION 424. PORTLAND CEMENT CONCRETE SIDEWALK

REV. 04/16

424.04 Subgrade Preparation. Sidewalks shall be placed on a minimum of 2 inches of subbase granular material, type B.

424.06 Placing and Finishing. Add the following: At driveway apron locations, the depth of concrete shall be increased to 6 inches for residential drives and 8 inches for commercial drives. After the installation of the detectable warning surface, finishing will include edging around detectable warning surface. The surface shall be free of any debris, concrete and sealant and shall be cleaned according to the manufacturer's recommendations.

424.09 Detectable Warnings: Add the following.

Materials:

PLASTIC

Detectable warning shall be a prefabricated system. The size of the detectable warning pads shall consist of one (1) 24" x 60" warning pad. The color of the detectable warning surface shall be red, or approved equivalent. Approved products are listed below and are subject to change during time of contract.

Access Tile, Inc.

241 Main Street, Suite 100
Buffalo, NY 14203
Phone: (888) 679-4022
Fax: (877) 679-4022
sales@accessproducts.com
www.accessstile.com

Local Distributor:

Welch Bros., Inc.
1050 St. Charles Street
Elgin, IL 60120
Phone: (847) 741-6134
Fax: (847) 741-6195
bwerner@welchbrothers.com
www.welchbrothers.com

ADA Solutions, Inc.

P.O. Box 3
North Billerica, MA 01862
Phone: (800) 372-0519
Fax: (978) 262-9125
www.adatale.com

Local Distributors:

Bracing Systems, Inc.
4N350 Old Gary Avenue
Hanover Park, IL 60133
Phone: (630) 665-2732
Fax: (630) 665-0838
www.bracingsystems.com

McCann Industries, Inc.

543 S. Rohlwing Road
Addison, IL 60101
Phone: (630) 627-0000
Fax: (630) 627-8711
sales@mccannonline.com
www.mccannonline.com

TufTile, Inc.

1200 Flex Court
Lake Zurich, IL 60047
Phone: (888) 960-8897
Fax: (847) 550-8004
sales@tuftile.com
www.tufile.com

Local Distributor:

TufTile, Inc.
1200 Flex Court
Lake Zurich, IL 60047
Phone: (888) 960-8897
Fax: (847) 550-8004
sales@tuftile.com
www.tufile.com

424.12 Method of Measurement. Add the following:

Ramps where more than one detectable warning panel will be used to meet the ADA and ADAAG standards will be measured as constructed in-place.

424.13 Basis of Payment. Replace paragraph one with the following.

This work will be paid for at the contract unit price per square foot for PORTLAND CEMENT CONCRETE SIDEWALK, SPECIAL, which price shall include all required expansion joints, finishing, variable height edge treatment at sidewalk ramps, additional thickness at driveway aprons, and compacted sub base granular material.

Replace paragraph two with the following.

Detectable warnings will be paid for at the contract unit price per square foot for DETECTABLE WARNINGS of the type specified.

Add the following to the beginning of paragraph three: Where existing sidewalk is to be replaced, all removal and excavation will be paid for as SIDEWALK REMOVAL. Where new sidewalk is to be placed, excavation will be paid for as EARTH EXCAVATION.

**SECTION 602. CATCH BASIN, MANHOLE, INLET, DRAINAGE STRUCTURE AND VALVE
VAULT CONSTRUCTION, ADJUSTMENT, AND RECONSTRUCTION**

REV. 12/17

This work shall be performed in accordance with Section 602 of the Standard Specifications with the following alterations.

602.02 Materials. Add the following: (s) Resilient Pipe Connectors shall conform to ASTM C-923.

Delete Note 1 and replace with: "Note 1: HDPE plastic adjusting rings may only be used to adjust frames and grates of drainage and utility structures in landscaped areas. A maximum adjusting height of 12 in (305 mm) with a maximum number of three (3) rings is permitted. They shall be installed and sealed underneath the frames according to the manufacture's specification"

Delete Note 2 and replace with: "Note 2: Recycled rubber adjusting rings may be used to adjust frames and grates of drainage and utility structures. A maximum adjusting height of 12 in (305 mm) with a maximum number of three (3) rings is permitted. They shall be installed and sealed underneath the frames according to the manufacture's specification."

In Note 3 Modify section to read "When *required and specifically called out*, shall be installed no more than 16 in. (406 mm) on center. Steps shall be embedded into the wall a minimum of 3 in. (75mm) but shall not be extended on the outside of the structure. Steps shall be constructed of plastic polymer material."

In Note 4 replace "...maximum of 6 in. (150mm). to "a maximum of 12 in. (305 mm) with a maximum number of three (3) rings."

In Note 5 replace "...maximum of 6 in. (150mm). to "a maximum of 12 in. (305 mm) with a maximum number of three (3) rings."

Add the following "**No concrete ring less than three (3) inches shall be permitted. Any use of shims, regardless of the material, is strictly prohibited.** In landscaped areas concrete adjusting rings shall be mortared inside and outside of the joints. In non-landscaped areas mortaring on the outside of the concrete adjusting rings shall not be required. In all locations non-preformed mastic (for cones, flat tops or rings) or manufacturer approved adhesive/sealant (for rubber, high density expanded polystyrene with polyuria coating or expanded polypropylene products) shall be used."

602.05 Delete the entire section.

602.06 Delete the entire section.

602.07 Precast Reinforced Concrete Sections. Delete the second sentence and replace with "The units shall be sealed using mastic joint sealer." Add the following: "All precast manhole bottoms shall have the inverts (benches) formed in them either during fabrication or after installation, utilizing Class SI concrete." Add the following: "All new structures shall be mortared on the inside and outside with hydraulic cement at all structure joints between barrel, cone, and flat top sections.

For structures shown to be reconstructed, the existing joints shall be cleaned of all loose mortar. All of the joints shall be dressed up with hydraulic cement to the approval of the Engineer or Village Representative."

602.08 Steps. Modify section to read “Steps, *when required and specifically called out*, shall be installed no more than 16 in. (406 mm) on center. Steps shall be embedded into the wall a minimum of 3 in. (75mm) but shall not be extended on the outside of the structure. Steps shall be constructed of plastic polymer material.”

602.11 Furnishing and Placing Casting

Add the following to subsection (a): “All new manhole frames and lids shall be Neenah R-1713 or East Jordan 1050Z1. All lids will be self sealing. The word “SANITARY”, “STORM” or “WATER” cast on all lids as appropriate. Storm sewer manhole lids shall have factory installed o-ring gaskets.”

Modify the following in subsection (c): In sentence 3 of paragraph 2, delete “or a HMA surface or binder course material”. Modify sentence 4 of paragraph 2 to read: “Class SI concrete shall be cured for a period of 72 hours”. Delete sentence 5 of paragraph 2 in its entirety.

Add subsection (d) as follows: When structures do not fall within pavement or are not placed per (b) or (c) above, an external chimney seal which fully encompasses the rings and castings shall be installed. When directed by the Engineer, the Contractor shall install a concrete collar behind any curb box that is found to be susceptible to inflow and infiltration.

602.13 Inlet and Outlet Pipes. Add the following: All manholes designated for sanitary sewers and valve vaults shall have resilient pipe connectors (rubber boots) for each pipe entering or leaving the manhole. All new structures without boots shall have inlet and outlet pipes sealed with hydraulic cement both on the inside and outside of the structure to eliminate infiltration.

For structures shown to be reconstructed, all loose brick and mortar around inlet and outlet pipes shall be removed. New concrete bricks and hydraulic cement shall be used to seal the space around the inlet and outlet pipes to the satisfaction of the Engineer or Village Representative.

602.16 Basis of Payment. Replace the second paragraph with the following: “When adjustment or reconstruction is specified and existing frames, grates and lids are to be used, this work will be paid for at the contract unit price per each for DRAINAGE & UTILITY STRUCTURES TO BE ADJUSTED or DRAINAGE & UTILITY STRUCTURES TO BE RECONSTRUCTED which price shall include resetting the frame with grate or lid, and excavation and backfill, except excavation in rock.”

Maintenance of Roadways

Effective: September 30, 1985

Revised: November 1, 1996

Beginning on the date that work begins on this project, the Contractor shall assume responsibility for normal maintenance of all existing roadways within the limits of the improvement. This normal maintenance shall include all repair work deemed necessary by the Engineer, but shall not include snow removal operations. Traffic control and protection for maintenance of roadways will be provided by the Contractor as required by the Engineer.

If items of work have not been provided in the contract, or otherwise specified for payment, such items, including the accompanying traffic control and protection required by the Engineer, will be paid for in accordance with Article 109.04 of the Standard Specifications.

TRAFFIC CONTROL PLAN

Effective: September 30, 1985

Revised: January 1, 2007

Traffic Control shall be according to the applicable sections of the Standard Specifications, the Supplemental Specifications, the "Illinois Manual on Uniform Traffic Control Devices for Streets and Highways", any special details and Highway Standards contained in the plans, and the Special Provisions contained herein.

Special attention is called to Article 107.09 of the Standard Specifications and the following Highway Standards relating to traffic control:

701006-05 701301-04 701311-03 701501-06 701801-06 701901-07

The Contractor shall obtain, erect, maintain and remove all signs, barricades, flagmen and other traffic control devices as may be necessary for the purpose of regulating, warning or guiding traffic. Placement and maintenance of all traffic control devices shall be as directed by the Engineer and in accordance with the applicable parts of Article 107.14 and Section 701 of the Standard Specifications and the Illinois Manual on Uniform Traffic Control Devices for Streets and Highways.

Work Zone Traffic Control will be paid for at the contract lump sum price per standard.

The Contractor is hereby advised to carefully review all streets where work is proposed as it relates to traffic control. The Contractor is also advised that notification to all affected residents is his responsibility including the placement of "No Parking" signs at least 24 hours prior to paving operations. In addition, signage indicating road conditions such as "Bump", "Rough Surface", "Fresh Oil", etc., as requested by the Village will be required at no additional expense and be considered part of Traffic Control and Protection.

The Contractor shall contact the Village of Lombard at least 48 hours in advance of beginning work.

STATUS OF UTILITIES (D-1)

Effective: June 1, 2016

Utility companies and/or municipal owners located within the construction limits of this project have provided the following information in regard to their facilities and the proposed improvements. The tables below contain a description of specific conflicts to be resolved and/or facilities which will require some action on the part of the Department's contractor to proceed with work. Each table entry includes an identification of the action necessary and, if applicable, the estimated duration required for the resolution.

UTILITIES TO BE ADJUSTED

Conflicts noted below have been identified by following the suggested staging plan included in the contract. The company has been notified of all conflicts and will be required to obtain the necessary permits to complete their work; in some instances resolution will be a function of the construction staging. The responsible agency must relocate or complete new installations as noted in the action column; this work has been deemed necessary to be complete for the Department's contractor to then work in the stage under which the item has been listed.

Pre-Stage

| STAGE / LOCATION | TYPE | DESCRIPTION | RESPONSIBLE AGENCY | ACTION |
|-------------------------|-------------|--------------------|---------------------------|---------------|
| N/A | N/A | N/A | N/A | N/A |

Stage 1

| STAGE / LOCATION | TYPE | DESCRIPTION | RESPONSIBLE AGENCY | ACTION |
|-------------------------|-------------|--------------------|---------------------------|---------------|
| N/A | N/A | N/A | N/A | N/A |

Stage 2

| STAGE / LOCATION | TYPE | DESCRIPTION | RESPONSIBLE AGENCY | ACTION |
|------------------|------|-------------|--------------------|--------|
| N/A | N/A | N/A | N/A | N/A |

No conflicts to be resolved (or if there are conflicts they are to be listed as noted above)

Pre-Stage: ___0___ Days Total Installation

Stage 1: ___0___ Days Total Installation

Stage 2: ___0___ Days Total Installation

The following contact information is what was used during the preparation of the plans as provided by the Agency/Company responsible for resolution of the conflict.

| Agency/Company Responsible to Resolve Conflict | Name of contact | Address | Phone | e-mail address |
|--|-----------------|---------|-------|----------------|
| N/A | N/A | N/A | N/A | N/A |

UTILITIES TO BE WATCHED AND PROTECTED

The areas of concern noted below have been identified by following the suggested staging plan included for the contract. The information provided is not a comprehensive list of all remaining utilities, but those which during coordination were identified as ones which might require the Department's contractor to take into consideration when making the determination of the means and methods that would be required to construct the proposed improvement. In some instances the contractor will be responsible to notify the owner in advance of the work to take place so necessary staffing on the owners part can be secured.

Pre-Stage

| STAGE / LOCATION | TYPE | DESCRIPTION | OWNER | ACTION |
|-------------------------|-------------|--------------------|--------------|---------------|
| N/A | N/A | N/A | N/A | N/A |

Stage 1

| STAGE / LOCATION | TYPE | DESCRIPTION | OWNER | ACTION |
|-------------------------|-------------|--------------------|--------------|---------------|
| N/A | N/A | N/A | N/A | N/A |

Stage 2

| STAGE / LOCATION | TYPE | DESCRIPTION | OWNER | ACTION |
|-------------------------|-------------|--------------------|--------------|---------------|
| N/A | N/A | N/A | N/A | N/A |

The following contact information is what was used during the preparation of the plans as provided by the owner of the facility.

| Agency/Company Responsible to Resolve Conflict | Name of contact | Address | Phone | e-mail address |
|--|-----------------|---------|-------|----------------|
| N/A | N/A | N/A | N/A | N/A |

The above represents the best information available to the Department and is included for the convenience of the bidder. The days required for conflict resolution should be taken into account in the bid as this information has also been factored into the timeline identified for the project when setting the completion date. The applicable portions of the Standard Specifications for Road and Bridge Construction shall apply.

Estimated duration of time provided in the action column for the first conflicts identified will begin on the date of the executed contract regardless of the status of the utility relocations. The responsible agencies will be working toward resolving subsequent conflicts in conjunction with contractor activities in the number of days noted.

The estimated relocation dates must be part of the progress schedule submitted by the contractor. A utility kickoff meeting will be scheduled between the Department, the Department's contractor and the utility companies. The Department's contractor is responsible for contacting J.U.L.I.E. prior to any and all excavation work.

**INDEX
FOR
SUPPLEMENTAL SPECIFICATIONS
AND RECURRING SPECIAL PROVISIONS**

Adopted January 1, 2018

This index contains a listing of SUPPLEMENTAL SPECIFICATIONS, frequently used RECURRING SPECIAL PROVISIONS, and LOCAL ROADS AND STREETS RECURRING SPECIAL PROVISIONS.

ERRATA Standard Specifications for Road and Bridge Construction
(Adopted 4-1-16) (Revised 1-1-18)

SUPPLEMENTAL SPECIFICATIONS

| <u>Std. Spec. Sec.</u> | <u>Page No.</u> |
|--|-----------------|
| 106 Control of Materials | 1 |
| 403 Bituminous Surface Treatment (Class A-1, A-2, A-3) | 2 |
| 404 Micro-Surfacing and Slurry Sealing | 3 |
| 405 Cape Seal | 14 |
| 420 Portland Cement Concrete Pavement | 24 |
| 442 Pavement Patching | 26 |
| 502 Excavation for Structures | 27 |
| 503 Concrete Structures | 29 |
| 504 Precast Concrete Structures | 32 |
| 542 Pipe Culverts | 33 |
| 586 Sand Backfill for Vaulted Abutments | 34 |
| 630 Steel Plate Beam Guardrail | 36 |
| 631 Traffic Barrier Terminals | 39 |
| 670 Engineer's Field Office and Laboratory | 40 |
| 701 Work Zone Traffic Control and Protection | 41 |
| 704 Temporary Concrete Barrier | 42 |
| 781 Raised Reflective Pavement Markers | 44 |
| 888 Pedestrian Push-Button | 45 |
| 1003 Fine Aggregates | 46 |
| 1004 Coarse Aggregates | 47 |
| 1006 Metals | 50 |
| 1020 Portland Cement Concrete | 51 |
| 1050 Poured Joint Sealers | 53 |
| 1069 Pole and Tower | 55 |
| 1077 Post and Foundation | 56 |
| 1096 Pavement Markers | 57 |
| 1101 General Equipment | 58 |
| 1102 Hot-Mix Asphalt Equipment | 59 |
| 1103 Portland Cement Concrete Equipment | 61 |
| 1106 Work Zone Traffic Control Devices | 63 |

RECURRING SPECIAL PROVISIONS

The following RECURRING SPECIAL PROVISIONS indicated by an "X" are applicable to this contract and are included by reference:

| <u>CHECK SHEET #</u> | | <u>PAGE NO.</u> |
|----------------------|--|-----------------|
| 1 | Additional State Requirements for Federal-Aid Construction Contracts | 64 |
| 2 | Subletting of Contracts (Federal-Aid Contracts) | 67 |
| 3 | EEO | 68 |
| 4 | Specific EEO Responsibilities Non Federal-Aid Contracts | 78 |
| 5 | Required Provisions - State Contracts | 83 |
| 6 | Asbestos Bearing Pad Removal | 89 |
| 7 | Asbestos Waterproofing Membrane and Asbestos HMA Surface Removal | 90 |
| 8 | Temporary Stream Crossings and In-Stream Work Pads | 91 |
| 9 | Construction Layout Stakes Except for Bridges | 92 |
| 10 | Construction Layout Stakes | 95 |
| 11 | Use of Geotextile Fabric for Railroad Crossing | 98 |
| 12 | Subsealing of Concrete Pavements | 100 |
| 13 | Hot-Mix Asphalt Surface Correction | 104 |
| 14 | Pavement and Shoulder Resurfacing | 106 |
| 15 | Patching with Hot-Mix Asphalt Overlay Removal | 107 |
| 16 | Polymer Concrete | 109 |
| 17 | PVC Pipeliner | 111 |
| 18 | Bicycle Racks | 112 |
| 19 | Temporary Portable Bridge Traffic Signals | 114 |
| 20 | Work Zone Public Information Signs | 116 |
| 21 | Nighttime Inspection of Roadway Lighting | 117 |
| 22 | English Substitution of Metric Bolts | 118 |
| 23 | Calcium Chloride Accelerator for Portland Cement Concrete | 119 |
| 24 | Quality Control of Concrete Mixtures at the Plant | 120 |
| 25 | Quality Control/Quality Assurance of Concrete Mixtures | 128 |
| 26 | Digital Terrain Modeling for Earthwork Calculations | 144 |
| 27 | Reserved | 146 |
| 28 | Preventive Maintenance – Bituminous Surface Treatment (A-1) | 147 |
| 29 | Reserved | 153 |
| 30 | Reserved | 154 |
| 31 | Reserved | 155 |
| 32 | Temporary Raised Pavement Markers | 156 |
| 33 | Restoring Bridge Approach Pavements Using High-Density Foam | 157 |
| 34 | Portland Cement Concrete Inlay or Overlay | 160 |
| 35 | Portland Cement Concrete Partial Depth Hot-Mix Asphalt Patching | 164 |



The Following Recurring Special Provisions Indicated By An "X" Are Applicable To This Contract And Are Included By Reference:

Recurring Special Provisions

| <u>Check Sheet #</u> | | <u>Page No.</u> |
|----------------------|---|-----------------|
| 1 | <input type="checkbox"/> Additional State Requirements for Federal-Aid Construction Contracts | 64 |
| 2 | <input type="checkbox"/> Subletting of Contracts (Federal-Aid Contracts) | 67 |
| 3 | <input type="checkbox"/> EEO | 68 |
| 4 | <input type="checkbox"/> Specific EEO Responsibilities Non Federal-Aid Contracts | 78 |
| 5 | <input type="checkbox"/> Required Provisions - State Contracts | 83 |
| 6 | <input type="checkbox"/> Asbestos Bearing Pad Removal | 89 |
| 7 | <input type="checkbox"/> Asbestos Waterproofing Membrane and Asbestos Hot-Mix Asphalt Surface Removal | 90 |
| 8 | <input type="checkbox"/> Temporary Stream Crossings and In-Stream Work Pads | 91 |
| 9 | <input type="checkbox"/> Construction Layout Stakes Except for Bridges | 92 |
| 10 | <input type="checkbox"/> Construction Layout Stakes | 95 |
| 11 | <input type="checkbox"/> Use of Geotextile Fabric for Railroad Crossing | 98 |
| 12 | <input type="checkbox"/> Subsealing of Concrete Pavements | 100 |
| 13 | <input type="checkbox"/> Hot-Mix Asphalt Surface Correction | 104 |
| 14 | <input type="checkbox"/> Pavement and Shoulder Resurfacing | 106 |
| 15 | <input type="checkbox"/> Patching with Hot-Mix Asphalt Overlay Removal | 107 |
| 16 | <input type="checkbox"/> Polymer Concrete | 109 |
| 17 | <input type="checkbox"/> PVC Pipeliner | 111 |
| 18 | <input type="checkbox"/> Bicycle Racks | 112 |
| 19 | <input type="checkbox"/> Temporary Portable Bridge Traffic Signals | 114 |
| 20 | <input type="checkbox"/> Work Zone Public Information Signs | 116 |
| 21 | <input type="checkbox"/> Nighttime Inspection of Roadway Lighting | 117 |
| 22 | <input type="checkbox"/> English Substitution of Metric Bolts | 118 |
| 23 | <input type="checkbox"/> Calcium Chloride Accelerator for Portland Cement Concrete | 119 |
| 24 | <input type="checkbox"/> Quality Control of Concrete Mixtures at the Plant | 120 |
| 25 | <input checked="" type="checkbox"/> Quality Control/Quality Assurance of Concrete Mixtures | 128 |
| 26 | <input type="checkbox"/> Digital Terrain Modeling for Earthwork Calculations | 144 |
| 27 | <input type="checkbox"/> Reserved | 146 |
| 28 | <input type="checkbox"/> Preventive Maintenance - Bituminous Surface Treatment | 147 |
| 29 | <input type="checkbox"/> Reserved | 153 |
| 30 | <input type="checkbox"/> Reserved | 154 |
| 31 | <input type="checkbox"/> Reserved | 155 |
| 32 | <input type="checkbox"/> Temporary Raised Pavement Markers | 156 |
| 33 | <input type="checkbox"/> Restoring Bridge Approach Pavements Using High-Density Foam | 157 |
| 34 | <input type="checkbox"/> Portland Cement Concrete Inlay or Overlay | 160 |
| 35 | <input type="checkbox"/> Portland Cement Concrete Partial Depth Hot-Mix Asphalt Patching | 164 |

The Following Local Roads And Streets Recurring Special Provisions Indicated By An "X" Are Applicable To This Contract And Are Included By Reference:

Local Roads And Streets Recurring Special Provisions

| <u>Check Sheet #</u> | | <u>Page No.</u> |
|----------------------|--|-----------------|
| LRS 1 | Reserved | 168 |
| LRS 2 | <input type="checkbox"/> Furnished Excavation | 169 |
| LRS 3 | <input checked="" type="checkbox"/> Work Zone Traffic Control Surveillance | 170 |
| LRS 4 | <input checked="" type="checkbox"/> Flaggers in Work Zones | 171 |
| LRS 5 | <input checked="" type="checkbox"/> Contract Claims | 172 |
| LRS 6 | <input checked="" type="checkbox"/> Bidding Requirements and Conditions for Contract Proposals | 173 |
| LRS 7 | <input type="checkbox"/> Bidding Requirements and Conditions for Material Proposals | 179 |
| LRS 8 | Reserved | 185 |
| LRS 9 | <input type="checkbox"/> Bituminous Surface Treatments | 186 |
| LRS 10 | Reserved | 187 |
| LRS 11 | <input checked="" type="checkbox"/> Employment Practices | 188 |
| LRS 12 | <input checked="" type="checkbox"/> Wages of Employees on Public Works | 190 |
| LRS 13 | <input checked="" type="checkbox"/> Selection of Labor | 192 |
| LRS 14 | <input type="checkbox"/> Paving Brick and Concrete Paver Pavements and Sidewalks | 193 |
| LRS 15 | <input checked="" type="checkbox"/> Partial Payments | 196 |
| LRS 16 | <input type="checkbox"/> Protests on Local Lettings | 197 |
| LRS 17 | <input checked="" type="checkbox"/> Substance Abuse Prevention Program | 198 |
| LRS 18 | <input type="checkbox"/> Multigrade Cold Mix Asphalt | 199 |

IDOT DISTRICT 1 SPECIAL PROVISIONS

ADJUSTMENTS AND RECONSTRUCTIONS

Effective: March 15, 2011

Revise the first paragraph of Article 602.04 to read:

“602.04 Concrete. Cast-in-place concrete for structures shall be constructed of Class SI concrete according to the applicable portions of Section 503. Cast-in-place concrete for pavement patching around adjustments and reconstructions shall be constructed of Class PP-1 concrete, unless otherwise noted in the plans, according to the applicable portions of Section 1020.”

Revise the third, fourth and fifth sentences of the second paragraph of Article 602.11(c) to read:

“Castings shall be set to the finished pavement elevation so that no subsequent adjustment will be necessary, and the space around the casting shall be filled with Class PP-1 concrete, unless otherwise noted in the plans, to the elevation of the surface of the base course or binder course. HMA surface or binder course material shall not be allowed. The pavement may be opened to traffic according to Article 701.17(e)(3)b.”

Revise Article 603.05 to read:

“603.05 Replacement of Existing Flexible Pavement. After the castings have been adjusted, the surrounding space shall be filled with Class PP-1 concrete, unless otherwise noted in the plans, to the elevation of the surface of the base course or binder course. HMA surface or binder course material shall not be allowed. The pavement may be opened to traffic according to Article 701.17(e)(3)b.”

Revise Article 603.06 to read:

“603.06 Replacement of Existing Rigid Pavement. After the castings have been adjusted, the pavement and HMA that was removed, shall be replaced with Class PP-1 concrete, unless otherwise noted in the plans, not less than 9 in. (225 mm) thick. The pavement may be opened to traffic according to Article 701.17(e)(3)b.

The surface of the Class PP concrete shall be constructed flush with the adjacent surface.”

Revise the first sentence of Article 603.07 to read:

“603.07 Protection Under Traffic. After the casting has been adjusted and the Class PP concrete has been placed, the work shall be protected by a barricade and two lights according to Article 701.17(e)(3)b.”

FRICTION AGGREGATE (D-1)

Effective: January 1, 2011

Revised: April 29, 2016

Revise Article 1004.03(a) of the Standard Specifications to read:

“1004.03 Coarse Aggregate for Hot-Mix Asphalt (HMA). The aggregate shall be according to Article 1004.01 and the following.

(a) Description. The coarse aggregate for HMA shall be according to the following table.

| Use | Mixture | Aggregates Allowed |
|------------------------------|--|--|
| Class A | Seal or Cover | <u>Allowed Alone or in Combination</u> ^{5/} : Gravel Crushed Gravel Carbonate Crushed Stone Crystalline Crushed Stone Crushed Sandstone Crushed Slag (ACBF) Crushed Steel Slag Crushed Concrete |
| HMA Low ESAL | Stabilized Subbase or Shoulders | <u>Allowed Alone or in Combination</u> ^{5/} : Gravel Crushed Gravel Carbonate Crushed Stone Crystalline Crushed Stone Crushed Sandstone Crushed Slag (ACBF) Crushed Steel Slag ^{1/} Crushed Concrete |
| HMA High ESAL Low ESAL | Binder IL-19.0 or IL-19.0L SMA Binder | <u>Allowed Alone or in Combination</u> ^{5/ 6/} : Crushed Gravel Carbonate Crushed Stone ^{2/} Crystalline Crushed Stone Crushed Sandstone Crushed Slag (ACBF) Crushed Concrete ^{3/} |

| Use | Mixture | Aggregates Allowed | |
|------------------------------|---|--|---|
| HMA High ESAL Low ESAL | C Surface and Leveling Binder IL-9.5 or IL-9.5L SMA Ndesign 50 Surface | <u>Allowed Alone or in Combination</u> ^{5/} : | |
| | | Crushed Gravel Carbonate Crushed Stone ^{2/} Crystalline Crushed Stone Crushed Sandstone Crushed Slag (ACBF) Crushed Steel Slag ^{4/} Crushed Concrete ^{3/} | |
| HMA High ESAL | D Surface and Leveling Binder IL-9.5 SMA Ndesign 50 Surface | <u>Allowed Alone or in Combination</u> ^{5/} : | |
| | | Crushed Gravel Carbonate Crushed Stone (other than Limestone) ^{2/} Crystalline Crushed Stone Crushed Sandstone Crushed Slag (ACBF) Crushed Steel Slag ^{4/} Crushed Concrete ^{3/} | |
| | | <u>Other Combinations Allowed:</u> | |
| | | <i>Up to...</i> | <i>With...</i> |
| | | 25% Limestone | Dolomite |
| | | 50% Limestone | Any Mixture D aggregate other than Dolomite |
| 75% Limestone | Crushed Slag (ACBF) or Crushed Sandstone | | |
| HMA High ESAL | E Surface IL-9.5 SMA Ndesign 80 Surface | <u>Allowed Alone or in Combination</u> ^{5/ 6/} : | |
| | | Crystalline Crushed Stone Crushed Sandstone Crushed Slag (ACBF) Crushed Steel Slag No Limestone. | |
| | | <u>Other Combinations Allowed:</u> | |
| | | <i>Up to...</i> | <i>With...</i> |

| Use | Mixture | Aggregates Allowed | |
|------------------|---|--|--|
| | | 50% Dolomite ^{2/} | Any Mixture E aggregate |
| | | 75% Dolomite ^{2/} | Crushed Sandstone, Crushed Slag (ACBF), Crushed Steel Slag, or Crystalline Crushed Stone |
| | | 75% Crushed Gravel ^{2/} or Crushed Concrete ^{3/} | Crushed Sandstone, Crystalline Crushed Stone, Crushed Slag (ACBF), or Crushed Steel Slag |
| HMA High ESAL | F Surface IL-9.5 SMA Ndesign 80 Surface | <u>Allowed Alone or in Combination</u> ^{5/ 6/} . | |
| | | Crystalline Crushed Stone Crushed Sandstone Crushed Slag (ACBF) Crushed Steel Slag No Limestone. | |
| | | <u>Other Combinations Allowed:</u> | |
| | | <i>Up to...</i> | <i>With...</i> |
| | | 50% Crushed Gravel ^{2/} , Crushed Concrete ^{3/} , or Dolomite ^{2/} | Crushed Sandstone, Crushed Slag (ACBF), Crushed Steel Slag, or Crystalline Crushed Stone |

- 1/ Crushed steel slag allowed in shoulder surface only.
- 2/ Carbonate crushed stone (limestone) and/or crushed gravel shall not be used in SMA Ndesign 80. In SMA Ndesign 50, carbonate crushed stone shall not be blended with any of the other aggregates allowed alone in Ndesign 50 SMA binder or Ndesign 50 SMA surface.
- 3/ Crushed concrete will not be permitted in SMA mixes.
- 4/ Crushed steel slag shall not be used as leveling binder.
- 5/ When combinations of aggregates are used, the blend percent measurements shall be by volume."
- 6/ Combining different types of aggregate will not be permitted in SMA Ndesign 80."

GROUND TIRE RUBBER (GTR) MODIFIED ASPHALT BINDER (D-1)

Effective: June 26, 2006

Revised: April 1, 2016

Add the following to the end of article 1032.05 of the Standard Specifications:

“(c) Ground Tire Rubber (GTR) Modified Asphalt Binder. A quantity of 10.0 to 14.0 percent GTR (Note 1) shall be blended by dry unit weight with a PG 64-28 to make a GTR 70-28 or a PG 58-28 to make a GTR 64-28. The base PG 64-28 and PG 58-28 asphalt binders shall meet the requirements of Article 1032.05(a). Compatible polymers may be added during production. The GTR modified asphalt binder shall meet the requirements of the following table.

| Test | Asphalt Grade GTR 70-28 | Asphalt Grade GTR 64-28 |
|--|----------------------------|----------------------------|
| Flash Point (C.O.C.), AASHTO T 48, °F (°C), min. | 450 (232) | 450 (232) |
| Rotational Viscosity, AASHTO T 316 @ 275 °F (135 °C), Poises, Pa·s, max. | 30 (3) | 30 (3) |
| Softening Point, AASHTO T 53, °F (°C), min. | 135 (57) | 130 (54) |
| Elastic Recovery, ASTM D 6084, Procedure A (sieve waived) @ 77 °F, (25 °C), aged, ss, 100 mm elongation, 5 cm/min., cut immediately, %, min. | 65 | 65 |

Note 1. GTR shall be produced from processing automobile and/or light truck tires by the ambient grinding method. GTR shall not exceed 1/16 in. (2 mm) in any dimension and shall contain no free metal particles or other materials. A mineral powder (such as talc) meeting the requirements of AASHTO M 17 may be added, up to a maximum of four percent by weight of GTR to reduce sticking and caking of the GTR particles. When tested in accordance with Illinois modified AASHTO T 27, a 50 g sample of the GTR shall conform to the following gradation requirements:

| Sieve Size | Percent Passing |
|------------------|-----------------|
| No. 16 (1.18 mm) | 100 |
| No. 30 (600 µm) | 95 ± 5 |
| No. 50 (300 µm) | > 20 |

Add the following to the end of Note 1. of article 1030.03 of the Standard Specifications:

“A dedicated storage tank for the Ground Tire Rubber (GTR) modified asphalt binder shall be provided. This tank must be capable of providing continuous mechanical mixing throughout by continuous agitation and recirculation of the asphalt binder to provide a

uniform mixture. The tank shall be heated and capable of maintaining the temperature of the asphalt binder at 300 °F to 350 °F (149 °C to 177 °C). The asphalt binder metering systems of dryer drum plants shall be calibrated with the actual GTR modified asphalt binder material with an accuracy of ± 0.40 percent.”

Revise 1030.02(c) of the Standard Specifications to read:

“(c) RAP Materials (Note 5)1031”

Add the following note to 1030.02 of the Standard Specifications:

Note 5. When using reclaimed asphalt pavement and/or reclaimed asphalt shingles, the maximum asphalt binder replacement percentage shall be according to the most recent special provision for recycled materials.

HEAT OF HYDRATION CONTROL FOR CONCRETE STRUCTURES (D-1)

Effective: November 1, 2013

Article 1020.15 shall not apply.

HMA MIXTURE DESIGN REQUIREMENTS (D-1)

Effective: January 1, 2013
 Revised: January 1, 2018

1) Design Composition and Volumetric Requirements

Revise the table in Article 406.06(d) of the Standard Specifications to read:

| "MINIMUM COMPACTED LIFT THICKNESS | |
|-----------------------------------|---------------------|
| Mixture Composition | Thickness, in. (mm) |
| IL-4.75 | 3/4 (19) |
| SMA-9.5, IL-9.5, IL-9.5L | 1 1/2 (38) |
| SMA-12.5 | 2 (50) |
| IL-19.0, IL-19.0L | 2 1/4 (57)" |

Revise the table in Article 1004.03(c) of the Standard Specifications to read:

| "Use | Size/Application | Gradation No. |
|-------------------|---|--|
| Class A-1, 2, & 3 | 3/8 in. (10 mm) Seal | CA 16 |
| Class A-1 | 1/2 in. (13 mm) Seal | CA 15 |
| Class A-2 & 3 | Cover | CA 14 |
| HMA High ESAL | IL-19.0 IL-9.5 | CA 11 ^{1/} CA 16, CA 13 ^{3/} |
| HMA Low ESAL | IL-19.0L IL-9.5L Stabilized Subbase or Shoulders | CA 11 ^{1/} CA 16 |
| SMA ^{2/} | 1/2 in. (12.5mm) Binder & Surface IL 9.5 Surface | CA13 ^{3/} , CA14 or CA16 CA16, CA 13 ^{3/} |

1/ CA 16 or CA 13 may be blended with the gradations listed.

2/ The coarse aggregates used shall be capable of being combined with stone sand, slag sand, or steel slag sand meeting the FA/FM 20 gradation and mineral filler to meet the approved mix design and the mix requirements noted herein.

3/ CA 13 shall be 100 percent passing the 1/2 in. (12.5mm) sieve.

Revise Article 1004.03(e) of the Supplemental Specifications to read:

"(e) Absorption. For SMA the coarse aggregate shall also have water absorption ≤ 2.0 percent."

Revise the last paragraph of Article 1102.01 (a) (5) of the Standard Specifications to read:

“IL-4.75 and Stone Matrix Asphalt (SMA) mixtures which contain aggregate having absorptions greater than or equal to 2.0 percent, or which contain steel slag sand, shall have minimum surge bin storage plus haul time of 1.5 hours.”

Revise the nomenclature table in Article 1030.01 of the Standard Specifications to read:

| | |
|------------|--|
| “High ESAL | IL-19.0 binder; IL-9.5 surface; IL-4.75; SMA-12.5, SMA-9.5 |
| Low ESAL | IL-19.0L binder; IL-9.5L surface; Stabilized Subbase (HMA) ^{1/} ; HMA Shoulders ^{2/} |

1/ Uses 19.0L binder mix.

2/ Uses 19.0L for lower lifts and 9.5L for surface lift.”

Revise Article 1030.02 of the Standard Specifications and Supplemental Specifications to read:

“**1030.02 Materials.** Materials shall be according to the following.

| Item | Article/Section |
|--|-----------------|
| (a) Coarse Aggregate | 1004.03 |
| (b) Fine Aggregate | 1003.03 |
| (c) RAP Material | 1031 |
| (d) Mineral Filler | 1011 |
| (e) Hydrated Lime | 1012.01 |
| (f) Slaked Quicklime (Note 1) | |
| (g) Performance Graded Asphalt Binder (Note 2) | 1032 |
| (h) Fibers (Note 3) | |
| (i) Warm Mix Asphalt (WMA) Technologies (Note 4) | |

Note 1. Slaked quicklime shall be according to ASTM C 5.

Note 2. The asphalt binder shall be an SBS PG 76-28 when the SMA is used on a full-depth asphalt pavement and SBS PG 76-22 when used as an overlay, except where modified herein. The asphalt binder shall be an Elvaloy or SBS PG 76-22 for IL-4.75, except where modified herein. The elastic recovery shall be a minimum of 80.

Note 3. A stabilizing additive such as cellulose or mineral fiber shall be added to the SMA mixture according to Illinois Modified AASHTO M 325. The stabilizing additive shall meet the Fiber Quality Requirements listed in Illinois Modified AASHTO M 325. Prior to approval and use of fibers, the Contractor shall submit a notarized certification by the producer of these materials stating they meet these requirements. Reclaimed Asphalt Shingles (RAS) may be used in Stone Matrix Asphalt (SMA) mixtures designed with an SBA polymer modifier as a fiber additive if the mix design with RAS included meets AASHTO T305 requirements. The RAS shall be from a certified source that

produces either Type I or Type 2. Material shall meet requirements noted herein and the actual dosage rate will be determined by the Engineer.

Note 4. Warm mix additives or foaming processes shall be selected from the current Bureau of Materials and Physical Research Approved List, "Warm Mix Asphalt Technologies".

Revise Article 1030.04(a)(1) of the Standard Specifications and the Supplemental Specifications to read:

"(1) High ESAL Mixtures. The Job Mix Formula (JMF) shall fall within the following limits.

| High ESAL, MIXTURE COMPOSITION (% PASSING) ^{1/} | | | | | | | | | | |
|--|------------|-----|------------------------------|-------------------|-----------------------------|-------------------|------------------|------------------|------------|-----------------|
| Sieve Size | IL-19.0 mm | | SMA ^{4/} IL-12.5 mm | | SMA ^{4/} IL-9.5 mm | | IL-9.5 mm | | IL-4.75 mm | |
| | min | max | min | max | min | max | min | max | min | max |
| 1 1/2 in (37.5 mm) | | | | | | | | | | |
| 1 in. (25 mm) | | 100 | | | | | | | | |
| 3/4 in. (19 mm) | 90 | 100 | | 100 | | | | | | |
| 1/2 in. (12.5 mm) | 75 | 89 | 80 | 100 | | 100 | | 100 | | 100 |
| 3/8 in. (9.5 mm) | | | | 65 | 90 | 100 | 90 | 100 | | 100 |
| #4 (4.75 mm) | 40 | 60 | 20 | 30 | 36 | 50 | 34 | 69 | 90 | 100 |
| #8 (2.36 mm) | 20 | 42 | 16 | 24 ^{5/} | 16 | 32 ^{5/} | 34 ^{6/} | 52 ^{2/} | 70 | 90 |
| #16 (1.18 mm) | 15 | 30 | | | | | 10 | 32 | 50 | 65 |
| #30 (600 μm) | | | 12 | 16 | 12 | 18 | | | | |
| #50 (300 μm) | 6 | 15 | | | | | 4 | 15 | 15 | 30 |
| #100 (150 μm) | 4 | 9 | | | | | 3 | 10 | 10 | 18 |
| #200 (75 μm) | 3 | 6 | 7.0 | 9.0 ^{3/} | 7.5 | 9.5 ^{3/} | 4 | 6 | 7 | 9 ^{3/} |
| Ratio Dust/Asphalt Binder | | 1.0 | | 1.5 | | 1.5 | | 1.0 | | 1.0 |

- 1/ Based on percent of total aggregate weight.
- 2/ The mixture composition shall not exceed 44 percent passing the #8 (2.36 mm) sieve for surface courses with Ndesign = 90.
- 3/ Additional minus No. 200 (0.075 mm) material required by the mix design shall be mineral filler, unless otherwise approved by the Engineer.
- 4/ The maximum percent passing the #635 (20 μm) sieve shall be ≤ 3 percent.

- 5/ When establishing the Adjusted Job Mix Formula (AJMF) the percent passing the #8 (2.36 mm) sieve shall not be adjusted above the percentage stated on the table.
- 6/ When establishing the Adjusted Job Mix Formula (AJMF) the percent passing the #8 (2.36 mm) sieve shall not be adjusted below 34 percent.

Revise Article 1030.04(b)(1) of the Standard Specifications to read:

“(1) High ESAL Mixtures. The target value for the air voids of the HMA shall be 4.0 percent and for IL-4.75 it shall be 3.5 percent at the design number of gyrations. The VMA and VFA of the HMA design shall be based on the nominal maximum size of the aggregate in the mix, and shall conform to the following requirements.

| VOLUMETRIC REQUIREMENTS High ESAL | | | | |
|--------------------------------------|---|--------|-----------------------|---|
| Ndesign | Voids in the Mineral Aggregate (VMA), % minimum | | | Voids Filled with Asphalt Binder (VFA), % |
| | IL-19.0 | IL-9.5 | IL-4.75 ^{1/} | |
| 50 | 13.5 | 15.0 | 18.5 | 65 – 78 ^{2/} |
| 70 | | | 65 - 75 | |
| 90 | | | | |

1/ Maximum Draindown for IL-4.75 shall be 0.3 percent

2/ VFA for IL-4.75 shall be 72-85 percent”

Replace Article 1030.04(b)(3) of the Standard Specifications with the following:

“(3) SMA Mixtures.

| Volumetric Requirements SMA ^{1/} | | | |
|--|---------------------------|--|------------------------------------|
| Ndesign | Design Air Voids Target % | Voids in the Mineral Aggregate (VMA), % min. | Voids Filled with Asphalt (VFA), % |
| 80 ^{4/} | 3.5 | 17.0 ^{2/} | 75 - 83 |
| | | 16.0 ^{3/} | |

1/ Maximum draindown shall be 0.3 percent. The draindown shall be determined at the JMF asphalt binder content at the mixing temperature plus 30 °F.

2/ Applies when specific gravity of coarse aggregate is ≥ 2.760.

3/ Applies when specific gravity of coarse aggregate is < 2.760 .

4/ Blending of different types of aggregate will not be permitted.

For surface course, the coarse aggregate can be crushed steel slag, crystalline crushed stone or crushed sandstone. For binder course, coarse aggregate shall be crushed stone (dolomite), crushed gravel, crystalline crushed stone, or crushed sandstone.

Add to the end of Article 1030.05 (d) (2) a. of the Standard Specifications:

“During production, the Contractor shall test SMA mixtures for draindown according to AASHTO T305 at a frequency of 1 per day of production.”

Delete last sentence of the second paragraph of Article 1102.01(a) (4) b. 2.

Add to the end of Article 1102.01 (a) (4) b. 2.:

“As an option, collected dust (baghouse) may be used in lieu of manufactured mineral filler according to the following:

- (a.) Sufficient collected dust (baghouse) is available for production of the SMA mix for the entire project.
- (b.) A mix design was prepared based on collected dust (baghouse).

2) Design Verification and Production

Revise Article 1030.04 (d) of the Standard Specifications to read:

“(d) Verification Testing. High ESAL, IL-4.75, and SMA mix designs submitted for verification will be tested to ensure that the resulting mix designs will pass the required criteria for the Hamburg Wheel Test (IL mod AASHTO T-324) and the Tensile Strength Test (IL mod AASHTO T-283). The Department will perform a verification test on gyratory specimens compacted by the Contractor. If the mix fails the Department’s verification test, the Contractor shall make the necessary changes to the mix and resubmit compacted specimens to the Department for verification. If the mix fails again, the mix design will be rejected.

All new and renewal mix designs will be required to be tested, prior to submittal for Department verification and shall meet the following requirements:

- (1) Hamburg Wheel Test criteria. The maximum allowable rut depth shall be 0.5 in. (12.5 mm). The minimum number of wheel passes at the 0.5 in. (12.5 mm) rut depth criteria shall be based on the high temperature binder grade of the mix as specified in the mix requirements table of the plans.

Illinois Modified AASHTO T 324 Requirements ^{1/}

| Asphalt Binder Grade | # Repetitions | Max Rut Depth (mm) |
|-----------------------|---------------|--------------------|
| PG 70 -XX (or higher) | 20,000 | 12.5 |
| PG 64 -XX (or lower) | 10,000 | 12.5 |

- 1/ When produced at temperatures of 275 ± 5 °F (135 ± 3 °C) or less, loose Warm Mix Asphalt shall be oven aged at 270 ± 5 °F (132 ± 3 °C) for two hours prior to gyratory compaction of Hamburg Wheel specimens.

Note: For SMA Designs (N-80) the maximum rut depth is 6.0 mm at 20,000 repetitions.

For IL 4.75mm Designs (N-50) the maximum rut depth is 9.0mm at 15,000 repetitions.

- (2) Tensile Strength Criteria. The minimum allowable conditioned tensile strength shall be 60 psi (415 kPa) for non-polymer modified performance graded (PG) asphalt binder and 80 psi (550 kPa) for polymer modified PG asphalt binder. The maximum allowable unconditioned tensile strength shall be 200 psi (1380 kPa)."

Production Testing. Revise first paragraph of Article 1030.06(a) of the Standard Specifications to read:

- "(a) High ESAL, IL-4.75, WMA, and SMA Mixtures. For each contract, a 300 ton (275 metric tons) test strip, except for SMA mixtures it will be 400 ton (363 metric ton), will be required at the beginning of HMA production for each mixture at the beginning of each construction year according to the Manual of Test Procedures for Materials "Hot Mix Asphalt Test Strip Procedures". At the request of the Producer, the Engineer may waive the test strip if previous construction during the current construction year has demonstrated the constructability of the mix using Department test results."

Add the following after the sixth paragraph in Article 1030.06 (a) of the Standard Specifications:

"The Hamburg Wheel test shall also be conducted on all HMA mixtures from a sample taken within the first 500 tons (450 metric tons) on the first day of production or during start up with a split reserved for the Department. The mix sample shall be tested according to the Illinois Modified AASHTO T 324 and shall meet the requirements specified herein. Mix production shall not exceed 1500 tons (1350 metric tons) or one day's production, whichever comes first, until the testing is completed and the mixture is found to be in conformance. The requirement to cease mix production may be waived if the plant produced mixture demonstrates conformance prior to start of mix production for a contract.

If the mixture fails to meet the Hamburg Wheel criteria, no further mixture will be accepted until the Contractor takes such action as is necessary to furnish a mixture meeting the criteria"

Method of Measurement:

Add the following after the fourth paragraph of Article 406.13 (b):

"The plan quantities of SMA mixtures shall be adjusted using the actual approved binder and surface Mix Design's Gmb."

Basis of Payment.

Replace the fourth paragraph of Article 406.14 of the Standard Specifications with the following:

"Stone matrix asphalt will be paid for at the contract unit price per ton (metric ton) for POLYMERIZED HOT-MIX ASPHALT SURFACE COURSE, STONE MATRIX ASPHALT, of the mixture composition and Ndesign specified; and POLYMERIZED HOT-MIX ASPHALT BINDER COURSE, STONE MATRIX ASPHALT, of the mixture composition and Ndesign specified."

RECLAIMED ASPHALT PAVEMENT AND RECLAIMED ASPHALT SHINGLES (D-1)

Effective: November 1, 2012

Revise: April 2, 2016

Revise Section 1031 of the Standard Specifications to read:

"SECTION 1031. RECLAIMED ASPHALT PAVEMENT AND RECLAIMED ASPHALT SHINGLES

1031.01 Description. Reclaimed asphalt pavement and reclaimed asphalt shingles shall be according to the following.

- (a) Reclaimed Asphalt Pavement (RAP). RAP is the material resulting from cold milling or crushing an existing hot-mix asphalt (HMA) pavement. RAP will be considered processed FRAP after completion of both crushing and screening to size. The Contractor shall supply written documentation that the RAP originated from routes or airfields under federal, state, or local agency jurisdiction.
- (b) Reclaimed Asphalt Shingles (RAS). Reclaimed asphalt shingles (RAS). RAS is from the processing and grinding of preconsumer or post-consumer shingles. RAS shall be a clean and uniform material with a maximum of 0.5 percent unacceptable material, as defined in Bureau of Materials and Physical Research Policy Memorandum, "Reclaimed Asphalt Shingle (RAS) Sources", by weight of RAS. All RAS used shall come from a Bureau of Materials and Physical Research approved processing facility where it shall be ground and processed to 100 percent passing the 3/8 in. (9.5 mm) sieve and 90 percent passing the #4 (4.75 mm) sieve. RAS shall meet the testing requirements specified herein. In addition, RAS shall meet the following Type 1 or Type 2 requirements.
 - (1) Type 1. Type 1 RAS shall be processed, preconsumer asphalt shingles salvaged from the manufacture of residential asphalt roofing shingles.
 - (2) Type 2. Type 2 RAS shall be processed post-consumer shingles only, salvaged from residential, or four unit or less dwellings not subject to the National Emission Standards for Hazardous Air Pollutants (NESHAP).

1031.02 Stockpiles. RAP and RAS stockpiles shall be according to the following.

- (a) RAP Stockpiles. The Contractor shall construct individual, sealed RAP stockpiles meeting one of the following definitions. Additional processed RAP (FRAP) shall be stockpiled in a separate working pile, as designated in the QC Plan, and only added to the sealed stockpile when test results for the working pile are complete and are found to meet tolerances specified herein for the original sealed FRAP stockpile. Stockpiles shall be sufficiently separated to prevent intermingling at the base. All stockpiles (including unprocessed RAP and FRAP) shall be identified by signs indicating the type as listed below (i.e. "Non- Quality, FRAP -#4 or Type 2 RAS", etc...).
 - (1) Fractionated RAP (FRAP). FRAP shall consist of RAP from Class I, Superpave HMA (High and Low ESAL) or equivalent mixtures. The coarse aggregate in FRAP shall be crushed aggregate and may represent more than one aggregate type and/or quality, but shall be at least C quality. All FRAP shall be processed prior to testing and sized into fractions with the separation occurring on or between the #4 (4.75 mm) and 1/2 in. (12.5 mm) sieves. Agglomerations shall be minimized such

that 100 percent of the RAP in the coarse fraction shall pass the maximum sieve size specified for the mix the FRAP will be used in.

- (2) Restricted FRAP (B quality) stockpiles shall consist of RAP from Class I, Superpave (High ESAL), or HMA (High ESAL). If approved by the Engineer, the aggregate from a maximum 3.0 in. (75 mm) single combined pass of surface/binder milling will be classified as B quality. All millings from this application will be processed into FRAP as described previously.
- (3) Conglomerate. Conglomerate RAP stockpiles shall consist of RAP from Class I, Superpave HMA (High and Low ESAL) or equivalent mixtures. The coarse aggregate in this RAP shall be crushed aggregate and may represent more than one aggregate type and/or quality, but shall be at least C quality. This RAP may have an inconsistent gradation and/or asphalt binder content prior to processing. All conglomerate RAP shall be processed (FRAP) prior to testing. Conglomerate RAP stockpiles shall not contain steel slag or other expansive material as determined by the Department.
- (4) Conglomerate "D" Quality (DQ). Conglomerate DQ RAP stockpiles shall consist of RAP from HMA shoulders, bituminous stabilized subbases or Superpave (Low ESAL)/HMA (Low ESAL) IL-19.0L binder mixture. The coarse aggregate in this RAP may be crushed or round but shall be at least D quality. This RAP may have an inconsistent gradation and/or asphalt binder content. Conglomerate DQ RAP stockpiles shall not contain steel slag or other expansive material as determined by the Department.
- (5) Non-Quality. RAP stockpiles that do not meet the requirements of the stockpile categories listed above shall be classified as "Non-Quality".

RAP or FRAP containing contaminants, such as earth, brick, sand, concrete, sheet asphalt, bituminous surface treatment (i.e. chip seal), pavement fabric, joint sealants, plant cleanout etc., will be unacceptable unless the contaminants are removed to the satisfaction of the Engineer. Sheet asphalt shall be stockpiled separately.

- (b) RAS Stockpiles. Type 1 and Type 2 RAS shall be stockpiled separately and shall be sufficiently separated to prevent intermingling at the base. Each stockpile shall be signed indicating what type of RAS is present. However, a RAS source may submit a written request to the Department for approval to blend mechanically a specified ratio of Type 1 RAS with Type 2 RAS. The source will not be permitted to change the ratio of the blend without the Department prior written approval. The Engineer's written approval will be required, to mechanically blend RAS with any fine aggregate produced under the AGCS, up to an equal weight of RAS, to improve workability. The fine aggregate shall be "B Quality" or better from an approved Aggregate Gradation Control System source. The fine aggregate shall be one that is approved for use in the HMA mixture and accounted for in the mix design and during HMA production.

Records identifying the shingle processing facility supplying the RAS, RAS type, and lot number shall be maintained by project contract number and kept for a minimum of three years.

1031.03 Testing. FRAP and RAS testing shall be according to the following.

(a) FRAP Testing. When used in HMA, the FRAP shall be sampled and tested either during processing or after stockpiling. It shall also be sampled during HMA production.

(1) During Stockpiling. For testing during stockpiling, washed extraction samples shall be run at the minimum frequency of one sample per 500 tons (450 metric tons) for the first 2000 tons (1800 metric tons) and one sample per 2000 tons (1800 metric tons) thereafter. A minimum of five tests shall be required for stockpiles less than 4000 tons (3600 metric tons).

(2) Incoming Material. For testing as incoming material, washed extraction samples shall be run at a minimum frequency of one sample per 2000 tons (1800 metric tons) or once per week, whichever comes first.

(3) After Stockpiling. For testing after stockpiling, the Contractor shall submit a plan for approval to the District proposing a satisfactory method of sampling and testing the RAP/FRAP pile either in-situ or by restockpiling. The sampling plan shall meet the minimum frequency required above and detail the procedure used to obtain representative samples throughout the pile for testing.

Before extraction, each field sample of FRAP, shall be split to obtain two samples of test sample size. One of the two test samples from the final split shall be labeled and stored for Department use. The Contractor shall extract the other test sample according to Department procedure. The Engineer reserves the right to test any sample (split or Department-taken) to verify Contractor test results.

(b) RAS Testing. RAS shall be sampled and tested during stockpiling according to Bureau of Materials and Physical Research Policy Memorandum, "Reclaimed Asphalt Shingle (RAS) Sources". The Contractor shall also sample as incoming material at the HMA plant.

(1) During Stockpiling. Washed extraction and testing for unacceptable materials shall be run at the minimum frequency of one sample per 200 tons (180 metric tons) for the first 1000 tons (900 metric tons) and one sample per 1000 tons (900 metric tons) thereafter. A minimum of five samples are required for stockpiles less than 1000 tons (900 metric tons). Once a ≤ 1000 ton (900 metric ton), five-sample/test stockpile has been established it shall be sealed. Additional incoming RAS shall be in a separate working pile as designated in the Quality Control plan and only added to the sealed stockpile when the test results of the working pile are complete and are found to meet the tolerances specified herein for the original sealed RAS stockpile.

(2) Incoming Material. For testing as incoming material at the HMA plant, washed extraction shall be run at the minimum frequency of one sample per 250 tons (227 metric tons). A minimum of five samples are required for stockpiles less than 1000 tons (900 metric tons). The incoming material test results shall meet the tolerances specified herein.

The Contractor shall obtain and make available all test results from start of the initial stockpile sampled and tested at the shingle processing facility in accordance with the facility's QC Plan.

Before extraction, each field sample shall be split to obtain two samples of test sample size. One of the two test samples from the final split shall be labeled and stored for Department use. The Contractor shall extract the other test sample according to Department procedures. The Engineer reserves the right to test any sample (split or Department-taken) to verify Contractor test results.

1031.04 Evaluation of Tests. Evaluation of test results shall be according to the following.

- (a) Evaluation of FRAP Test Results. All test results shall be compiled to include asphalt binder content, gradation and, when applicable (for slag), G_{mm} . A five test average of results from the original pile will be used in the mix designs. Individual extraction test results run thereafter, shall be compared to the average used for the mix design, and will be accepted if within the tolerances listed below.

| Parameter | FRAP |
|----------------------|----------------------|
| No. 4 (4.75 mm) | ± 6 % |
| No. 8 (2.36 mm) | ± 5 % |
| No. 30 (600 μ m) | ± 5 % |
| No. 200 (75 μ m) | ± 2.0 % |
| Asphalt Binder | ± 0.3 % |
| G_{mm} | ± 0.03 ^{1/} |

1/ For stockpile with slag or steel slag present as determined in the current Manual of Test Procedures Appendix B 21, "Determination of Reclaimed Asphalt Pavement Aggregate Bulk Specific Gravity".

If any individual sieve and/or asphalt binder content tests are out of the above tolerances when compared to the average used for the mix design, the FRAP stockpile shall not be used in Hot-Mix Asphalt unless the FRAP representing those tests is removed from the stockpile. All test data and acceptance ranges shall be sent to the District for evaluation.

The Contractor shall maintain a representative moving average of five tests to be used for Hot-Mix Asphalt production.

With the approval of the Engineer, the ignition oven may be substituted for extractions according to the ITP, "Calibration of the Ignition Oven for the Purpose of Characterizing Reclaimed Asphalt Pavement (RAP)" or Illinois Modified AASHTO T-164-11, Test Method A.

- (b) Evaluation of RAS Test Results. All of the test results, with the exception of percent unacceptable materials, shall be compiled and averaged for asphalt binder content and gradation. A five test average of results from the original pile will be used in the mix designs. Individual test results run thereafter, when compared to the average used for the mix design, will be accepted if within the tolerances listed below.

| Parameter | RAS |
|------------------------|---------|
| No. 8 (2.36 mm) | ± 5 % |
| No. 16 (1.18 mm) | ± 5 % |
| No. 30 (600 μ m) | ± 4 % |
| No. 200 (75 μ m) | ± 2.5 % |
| Asphalt Binder Content | ± 2.0 % |

If any individual sieve and/or asphalt binder content tests are out of the above tolerances when compared to the average used for the mix design, the RAS shall not be used in Hot-Mix Asphalt unless the RAS representing those tests is removed from the stockpile. All test data and acceptance ranges shall be sent to the District for evaluation.

- (c) Quality Assurance by the Engineer. The Engineer may witness the sampling and splitting conduct assurance tests on split samples taken by the Contractor for quality control testing a minimum of once a month.

The overall testing frequency will be performed over the entire range of Contractor samples for asphalt binder content and gradation. The Engineer may select any or all split samples for assurance testing. The test results will be made available to the Contractor as soon as they become available.

The Engineer will notify the Contractor of observed deficiencies.

Differences between the Contractor's and the Engineer's split sample test results will be considered acceptable if within the following limits.

| Test Parameter | Acceptable Limits of Precision | |
|--------------------------|--------------------------------|------|
| | FRAP | RAS |
| % Passing: ^{1/} | | |
| 1/2 in. | 5.0% | |
| No. 4 | 5.0% | |
| No. 8 | 3.0% | 4.0% |
| No. 30 | 2.0% | 3.0% |
| No. 200 | 2.2% | 2.5% |
| Asphalt Binder Content | 0.3% | 1.0% |
| G _{mm} | 0.030 | |

1/ Based on washed extraction.

In the event comparisons are outside the above acceptable limits of precision, the Engineer will immediately investigate.

- (d) Acceptance by the Engineer. Acceptable of the material will be based on the validation of the Contractor's quality control by the assurance process.

1031.05 Quality Designation of Aggregate in RAP and FRAP.

- (a) RAP. The aggregate quality of the RAP for homogeneous, conglomerate, and conglomerate "D" quality stockpiles shall be set by the lowest quality of coarse aggregate in the RAP stockpile and are designated as follows.

- (1) RAP from Class I, Superpave/HMA (High ESAL), or (Low ESAL) IL-9.5L surface mixtures are designated as containing Class B quality coarse aggregate.
- (2) RAP from Superpave/HMA (Low ESAL) IL-19.0L binder mixture is designated as Class D quality coarse aggregate.

(3) RAP from Class I, Superpave/HMA (High ESAL) binder mixtures, bituminous base course mixtures, and bituminous base course widening mixtures are designated as containing Class C quality coarse aggregate.

(4) RAP from bituminous stabilized subbase and BAM shoulders are designated as containing Class D quality coarse aggregate.

(b) FRAP. If the Engineer has documentation of the quality of the FRAP aggregate, the Contractor shall use the assigned quality provided by the Engineer.

If the quality is not known, the quality shall be determined as follows. Fractionated RAP stockpiles containing plus #4 (4.75 mm) sieve coarse aggregate shall have a maximum tonnage of 5,000 tons (4,500 metric tons). The Contractor shall obtain a representative sample witnessed by the Engineer. The sample shall be a minimum of 50 lb (25 kg). The sample shall be extracted according to Illinois Modified AASHTO T 164 by a consultant laboratory prequalified by the Department for the specified testing. The consultant laboratory shall submit the test results along with the recovered aggregate to the District Office. The cost for this testing shall be paid by the Contractor. The District will forward the sample to the Bureau of Materials and Physical Research Aggregate Lab for MicroDeval Testing, according to ITP 327. A maximum loss of 15.0 percent will be applied for all HMA applications. The fine aggregate portion of the fractionated RAP shall not be used in any HMA mixtures that require a minimum of "B" quality aggregate or better, until the coarse aggregate fraction has been determined to be acceptable thru a MicroDeval Testing.

1031.06 Use of FRAP and/or RAS in HMA. The use of FRAP and/or RAS shall be the Contractor's option when constructing HMA in all contracts.

(a) FRAP. The use of FRAP in HMA shall be as follows.

(1) Coarse Aggregate Size (after extraction). The coarse aggregate in all FRAP shall be equal to or less than the nominal maximum size requirement for the HMA mixture to be produced.

(2) Steel Slag Stockpiles. FRAP stockpiles containing steel slag or other expansive material, as determined by the Department, shall be homogeneous and will be approved for use in HMA (High ESAL and Low ESAL) mixtures regardless of lift or mix type.

(3) Use in HMA Surface Mixtures (High and Low ESAL). FRAP stockpiles for use in HMA surface mixtures (High and Low ESAL) shall have coarse aggregate that is Class B quality or better. FRAP shall be considered equivalent to limestone for frictional considerations unless produced/screened to minus 3/8 inch.

(4) Use in HMA Binder Mixtures (High and Low ESAL), HMA Base Course, and HMA Base Course Widening. FRAP stockpiles for use in HMA binder mixtures (High and Low ESAL), HMA base course, and HMA base course widening shall be FRAP in which the coarse aggregate is Class C quality or better.

(5) Use in Shoulders and Subbase. FRAP stockpiles for use in HMA shoulders and stabilized subbase (HMA) shall be FRAP, Restricted FRAP, conglomerate, or conglomerate DQ.

- (b) RAS. RAS meeting Type 1 or Type 2 requirements will be permitted in all HMA applications as specified herein.
- (c) FRAP and/or RAS Usage Limits. Type 1 or Type 2 RAS may be used alone or in conjunction with FRAP in HMA mixtures up to a maximum of 5.0 percent by weight of the total mix.

When FRAP is used alone or FRAP is used in conjunction with RAS, the percent of virgin asphalt binder replacement (ABR) shall not exceed the amounts indicated in the table below for a given N Design.

Max Asphalt Binder Replacement for FRAP with RAS Combination

| HMA Mixtures ^{1/ 2/ 4/} | Maximum % ABR | | |
|----------------------------------|------------------------|---------|--------------------------------|
| | Binder/Leveling Binder | Surface | Polymer Modified ^{3/} |
| 30L | 50 | 40 | 30 |
| 50 | 40 | 35 | 30 |
| 70 | 40 | 30 | 30 |
| 90 | 40 | 30 | 30 |
| 4.75 mm N-50 | | | 40 |
| SMA N-80 | | | 30 |

- 1/ For Low ESAL HMA shoulder and stabilized subbase, the percent asphalt binder replacement shall not exceed 50 % of the total asphalt binder in the mixture.
- 2/ When the binder replacement exceeds 15 % for all mixes, except for SMA and IL-4.75, the high and low virgin asphalt binder grades shall each be reduced by one grade (i.e. 25 % binder replacement using a virgin asphalt binder grade of PG64-22 will be reduced to a PG58-28). When constructing full depth HMA and the ABR is less than 15 %, the required virgin asphalt binder grade shall be PG64-28.
- 3/ When the ABR for SMA or IL-4.75 is 15 % or less, the required virgin asphalt binder shall be SBS PG76-22 and the elastic recovery shall be a minimum of 80. When the ABR for SMA or IL-4.75 exceeds 15%, the virgin asphalt binder grade shall be SBS PG70-28 and the elastic recovery shall be a minimum of 80.
- 4/ When FRAP or RAS is used alone, the maximum percent asphalt binder replacement designated on the table shall be reduced by 10 %.

1031.07 HMA Mix Designs. At the Contractor's option, HMA mixtures may be constructed utilizing RAP/FRAP and/or RAS material meeting the detailed requirements specified herein.

- (a) FRAP and/or RAS. FRAP and /or RAS mix designs shall be submitted for verification. If additional FRAP or RAS stockpiles are tested and found to be within tolerance, as defined under "Evaluation of Tests" herein, and meet all requirements herein, the additional FRAP or RAS stockpiles may be used in the original design at the percent previously verified.

- (b) RAS. Type 1 and Type 2 RAS are not interchangeable in a mix design. A RAS stone bulk specific gravity (Gsb) of 2.300 shall be used for mix design purposes.

1031.08 HMA Production. HMA production utilizing FRAP and/or RAS shall be as follows.

To remove or reduce agglomerated material, a scalping screen, gator, crushing unit, or comparable sizing device approved by the Engineer shall be used in the RAS and FRAP feed system to remove or reduce oversized material. If material passing the sizing device adversely affects the mix production or quality of the mix, the sizing device shall be set at a size specified by the Engineer.

If during mix production, corrective actions fail to maintain FRAP, RAS or QC/QA test results within control tolerances or the requirements listed herein the Contractor shall cease production of the mixture containing FRAP or RAS and conduct an investigation that may require a new mix design.

- (a) RAS. RAS shall be incorporated into the HMA mixture either by a separate weight depletion system or by using the RAP weigh belt. Either feed system shall be interlocked with the aggregate feed or weigh system to maintain correct proportions for all rates of production and batch sizes. The portion of RAS shall be controlled accurately to within ± 0.5 percent of the amount of RAS utilized. When using the weight depletion system, flow indicators or sensing devices shall be provided and interlocked with the plant controls such that the mixture production is halted when RAS flow is interrupted.
- (b) HMA Plant Requirements. HMA plants utilizing FRAP and/or RAS shall be capable of automatically recording and printing the following information.
- (1) Dryer Drum Plants.
- a. Date, month, year, and time to the nearest minute for each print.
 - b. HMA mix number assigned by the Department.
 - c. Accumulated weight of dry aggregate (combined or individual) in tons (metric tons) to the nearest 0.1 ton (0.1 metric ton).
 - d. Accumulated dry weight of RAS and FRAP in tons (metric tons) to the nearest 0.1 ton (0.1 metric ton).
 - e. Accumulated mineral filler in revolutions, tons (metric tons), etc. to the nearest 0.1 unit.
 - f. Accumulated asphalt binder in gallons (liters), tons (metric tons), etc. to the nearest 0.1 unit.
 - g. Residual asphalt binder in the RAS and FRAP material as a percent of the total mix to the nearest 0.1 percent.
 - h. Aggregate RAS and FRAP moisture compensators in percent as set on the control panel. (Required when accumulated or individual aggregate and RAS and FRAP are printed in wet condition.)

- i. When producing mixtures with FRAP and/or RAS, a positive dust control system shall be utilized.
 - j. Accumulated mixture tonnage.
 - k. Dust Removed (accumulated to the nearest 0.1 ton (0.1 metric ton))
- (2) Batch Plants.
- a. Date, month, year, and time to the nearest minute for each print.
 - b. HMA mix number assigned by the Department.
 - c. Individual virgin aggregate hot bin batch weights to the nearest pound (kilogram).
 - d. Mineral filler weight to the nearest pound (kilogram).
 - f. RAS and FRAP weight to the nearest pound (kilogram).
 - g. Virgin asphalt binder weight to the nearest pound (kilogram).
 - h. Residual asphalt binder in the RAS and FRAP material as a percent of the total mix to the nearest 0.1 percent.

The printouts shall be maintained in a file at the plant for a minimum of one year or as directed by the Engineer and shall be made available upon request. The printing system will be inspected by the Engineer prior to production and verified at the beginning of each construction season thereafter.

1031.09 RAP in Aggregate Surface Course and Aggregate Wedge Shoulders, Type B.

The use of RAP or FRAP in aggregate surface course and aggregate shoulders shall be as follows.

- (a) Stockpiles and Testing. RAP stockpiles may be any of those listed in Article 1031.02, except "Non-Quality" and "FRAP". The testing requirements of Article 1031.03 shall not apply. RAP used shall be according to the current Bureau of Materials and Physical Research Policy Memorandum, "Reclaimed Asphalt Pavement (RAP) for Aggregate Applications".
- (b) Gradation. The RAP material shall meet the gradation requirements for CA 6 according to Article 1004.01(c), except the requirements for the minus No. 200 (75 µm) sieve shall not apply. The sample for the RAP material shall be air dried to constant weight prior to being tested for gradation."

BDE SPECIAL PROVISIONS CHECK SHEET

&

BDE SPECIAL PROVISIONS

BDE SPECIAL PROVISIONS
For the April 27 and June 15, 2018 Lettings

The following special provisions indicated by an "x" are applicable to this contract and will be included by the Project Development and Implementation Section of the BD&E. An * indicates a new or revised special provision for the letting.

| <u>File Name</u> | <u>#</u> | <u>Special Provision Title</u> | <u>Effective</u> | <u>Revised</u> |
|------------------|----------|---|-------------------------|--------------------------|
| 80099 | 1 | <input type="checkbox"/> Accessible Pedestrian Signals (APS) | April 1, 2003 | Jan. 1, 2014 |
| 80382 | 2 | <input checked="" type="checkbox"/> Adjusting Frames and Grates | April 1, 2017 | |
| 80274 | 3 | <input type="checkbox"/> Aggregate Subgrade Improvement | April 1, 2012 | April 1, 2016 |
| 80192 | 4 | <input type="checkbox"/> Automated Flagger Assistance Device | Jan. 1, 2008 | |
| 80173 | 5 | <input type="checkbox"/> Bituminous Materials Cost Adjustments | Nov. 2, 2006 | Aug. 1, 2017 |
| 80241 | 6 | <input type="checkbox"/> Bridge Demolition Debris | July 1, 2009 | |
| 50261 | 7 | <input type="checkbox"/> Building Removal-Case I (Non-Friable and Friable Asbestos) | Sept. 1, 1990 | April 1, 2010 |
| 50481 | 8 | <input type="checkbox"/> Building Removal-Case II (Non-Friable Asbestos) | Sept. 1, 1990 | April 1, 2010 |
| 50491 | 9 | <input type="checkbox"/> Building Removal-Case III (Friable Asbestos) | Sept. 1, 1990 | April 1, 2010 |
| 50531 | 10 | <input type="checkbox"/> Building Removal-Case IV (No Asbestos) | Sept. 1, 1990 | April 1, 2010 |
| 80366 | 11 | <input checked="" type="checkbox"/> Butt Joints | July 1, 2016 | |
| 80386 | 12 | <input type="checkbox"/> Calcium Aluminate Cement for Class PP-5 Concrete Patching | Nov. 1, 2017 | |
| 80396 | 13 | <input type="checkbox"/> Class A and B Patching | Jan. 1, 2018 | |
| 80384 | 14 | <input type="checkbox"/> Compensable Delay Costs | June 2, 2017 | |
| 80198 | 15 | <input type="checkbox"/> Completion Date (via calendar days) | April 1, 2008 | |
| 80199 | 16 | <input type="checkbox"/> Completion Date (via calendar days) Plus Working Days | April 1, 2008 | |
| 80293 | 17 | <input type="checkbox"/> Concrete Box Culverts with Skews > 30 Degrees and Design Fills ≤ 5 Feet | April 1, 2012 | July 1, 2016 |
| 80311 | 18 | <input type="checkbox"/> Concrete End Sections for Pipe Culverts | Jan. 1, 2013 | April 1, 2016 |
| 80277 | 19 | <input type="checkbox"/> Concrete Mix Design – Department Provided | Jan. 1, 2012 | April 1, 2016 |
| 80261 | 20 | <input checked="" type="checkbox"/> Construction Air Quality – Diesel Retrofit | June 1, 2010 | Nov. 1, 2014 |
| 80387 | 21 | <input type="checkbox"/> Contrast Preformed Plastic Pavement Marking | Nov. 1, 2017 | |
| 80029 | 22 | <input type="checkbox"/> Disadvantaged Business Enterprise Participation | Sept. 1, 2000 | July 2, 2016 |
| 80378 | 23 | <input type="checkbox"/> Dowel Bar Inserter | Jan. 1, 2017 | Jan. 1, 2018 |
| 80388 | 24 | <input checked="" type="checkbox"/> Equipment Parking and Storage | Nov. 1, 2017 | |
| 80229 | 25 | <input type="checkbox"/> Fuel Cost Adjustment | April 1, 2009 | Aug. 1, 2017 |
| 80304 | 26 | <input type="checkbox"/> Grooving for Recessed Pavement Markings | Nov. 1, 2012 | Nov. 1, 2017 |
| 80246 | 27 | <input checked="" type="checkbox"/> Hot-Mix Asphalt – Density Testing of Longitudinal Joints | Jan. 1, 2010 | April 1, 2016 |
| 80347 | 28 | <input type="checkbox"/> Hot-Mix Asphalt – Pay for Performance Using Percent Within Limits – Jobsite Sampling | Nov. 1, 2014 | Jan. 1, 2018 |
| 80383 | 29 | <input type="checkbox"/> Hot-Mix Asphalt – Quality Control for Performance | April 1, 2017 | Nov. 1, 2017 |
| 80376 | 30 | <input checked="" type="checkbox"/> Hot-Mix Asphalt – Tack Coat | Nov. 1, 2016 | |
| 80392 | 31 | <input checked="" type="checkbox"/> Lights on Barricades | Jan. 1, 2018 | |
| 80336 | 32 | <input type="checkbox"/> Longitudinal Joint and Crack Patching | April 1, 2014 | April 1, 2016 |
| 80393 | 33 | <input type="checkbox"/> Manholes, Valve Vaults, and Flat Slab Tops | Jan. 1, 2018 | |
| 80045 | 34 | <input type="checkbox"/> Material Transfer Device | June 15, 1999 | Aug. 1, 2014 |
| * 80394 | 35 | Input checked="" type="checkbox"/> Metal Flared End Section for Pipe Culverts | Jan. 1, 2018 | April 1, 2018 |
| 80165 | 36 | <input type="checkbox"/> Moisture Cured Urethane Paint System | Nov. 1, 2006 | Jan. 1, 2010 |
| 80349 | 37 | <input type="checkbox"/> Pavement Marking Blackout Tape | Nov. 1, 2014 | April 1, 2016 |
| 80371 | 38 | <input type="checkbox"/> Pavement Marking Removal | July 1, 2016 | |
| 80390 | 39 | <input type="checkbox"/> Payments to Subcontractors | Nov. 2, 2017 | |
| 80377 | 40 | <input type="checkbox"/> Portable Changeable Message Signs | Nov. 1, 2016 | April 1, 2017 |
| 80389 | 41 | <input type="checkbox"/> Portland Cement Concrete | Nov. 1, 2017 | |
| 80359 | 42 | <input type="checkbox"/> Portland Cement Concrete Bridge Deck Curing | April 1, 2015 | Nov. 1, 2017 |
| 80385 | 43 | <input type="checkbox"/> Portland Cement Concrete Sidewalk | Aug. 1, 2017 | |
| 80300 | 44 | <input type="checkbox"/> Preformed Plastic Pavement Marking Type D - Inlaid | April 1, 2012 | April 1, 2016 |
| 80328 | 45 | <input type="checkbox"/> Progress Payments | Nov. 2, 2013 | |
| 34261 | 46 | <input type="checkbox"/> Railroad Protective Liability Insurance | Dec. 1, 1986 | Jan. 1, 2006 |

| <u>File Name</u> | <u>#</u> | <u>Special Provision Title</u> | <u>Effective</u> | <u>Revised</u> |
|------------------|----------|---|------------------|----------------|
| 80157 | 47 | <input type="checkbox"/> Railroad Protective Liability Insurance (5 and 10) | Jan. 1, 2006 | |
| 80306 | 48 | <input type="checkbox"/> Reclaimed Asphalt Pavement (RAP) and Reclaimed Asphalt Shingles (RAS) | Nov. 1, 2012 | Jan. 1, 2018 |
| 80395 | 49 | <input type="checkbox"/> Sloped Metal End Section for Pipe Culverts | Jan. 1, 2018 | |
| 80340 | 50 | <input type="checkbox"/> Speed Display Trailer | April 2, 2014 | Jan. 1, 2017 |
| 80127 | 51 | <input type="checkbox"/> Steel Cost Adjustment | April 2, 2004 | Aug. 1, 2017 |
| 80391 | 52 | <input type="checkbox"/> Subcontractor Mobilization Payments | Nov. 2, 2017 | |
| 80317 | 53 | <input type="checkbox"/> Surface Testing of Hot-Mix Asphalt Overlays | Jan. 1, 2013 | April 1, 2016 |
| 80298 | 54 | <input type="checkbox"/> Temporary Pavement Marking (NOTE: This special provision was previously named "Pavement Marking Tape Type IV".) | April 1, 2012 | April 1, 2017 |
| 20338 | 55 | <input type="checkbox"/> Training Special Provisions | Oct. 15, 1975 | |
| 80318 | 56 | <input type="checkbox"/> Traversable Pipe Grate for Concrete End Sections (NOTE: This special provision was previously named "Traversable Pipe Grate".) | Jan. 1, 2013 | Jan. 1, 2018 |
| 80288 | 57 | <input checked="" type="checkbox"/> Warm Mix Asphalt | Jan. 1, 2012 | April 1, 2016 |
| 80302 | 58 | <input type="checkbox"/> Weekly DBE Trucking Reports | June 2, 2012 | April 2, 2015 |
| 80071 | 59 | <input type="checkbox"/> Working Days | Jan. 1, 2002 | |

The following special provisions are in the 2018 Supplemental Specifications and Recurring Special Provisions.

| <u>File Name</u> | <u>Special Provision Title</u> | <u>New Location</u> | <u>Effective</u> | <u>Revised</u> |
|------------------|---|--|------------------|----------------|
| 80368 | Light Tower | Article 1069.08 | July 1, 2016 | |
| 80369 | Mast Arm Assembly and Pole | Article 1077.03(a)(1) | July 1, 2016 | |
| 80338 | Portland Cement Concrete Partial Depth Hot-Mix Asphalt Patching | Recurring CS #35 | April 1, 2014 | April 1, 2016 |
| 80379 | Steel Plate Beam Guardrail | Articles 630.02, 630.05, 630.06, and 630.08 | Jan. 1, 2017 | |
| 80381 | Traffic Barrier Terminal, Type 1 Special | Article 631.04 | Jan. 1, 2017 | |
| 80380 | Tubular Markers | Articles 701.03, 701.15, 701.18, and 1106.02 | Jan. 1, 2017 | |

The following special provisions require additional information from the designer. The additional information needs to be submitted as a separate document. The Project Development and Implementation section will then include the information in the applicable special provision. The Special Provisions are:

- Bridge Demolition Debris
- Building Removal - Case I
- Building Removal - Case II
- Building Removal - Case III
- Building Removal-Case IV
- Completion Date
- Completion Date Plus Working Days
- DBE Participation
- Material Transfer Device
- Railroad Protective Liability Insurance
- Training Special Provisions
- Working Days

ADJUSTING FRAMES AND GRATES (BDE)

Effective: April 1, 2017

Add the following to Article 602.02 of the Standard Specifications:

- “(s) High Density Expanded Polystyrene Adjusting Rings with Polyurea Coating (Note 4) 1043.04
- (t) Expanded Polypropylene (EPP) Adjusting Rings (Note 5) 1043.05

Note 4. High density expanded polystyrene adjusting rings with polyurea coating shall meet the design load requirements of AASHTO HS20/25. The rings may be used to adjust the frames and grates of drainage and utility structures up to a maximum of 6 in. (150 mm). They shall be installed and sealed underneath the frames according to the manufacturer’s specifications.

Note 5. Riser rings fabricated from EPP may be used to adjust the frames and grates of drainage and utility structures up to a maximum of 6 in. (150 mm). An adhesive meeting ASTM C 920, Type S, Grade N5, Class 25 shall be used with EPP adjustment rings. The top ring of the adjustment stack shall be a finish ring with grooves on the lower surface and flat upper surface. The joints between all manhole adjustment rings and the frame and cover shall be sealed using the approved adhesive. In lieu of the use of an adhesive, an internal or external mechanical frame-chimney seal may be used for watertight installation. EPP adjustment rings shall not be used with heat shrinkable infiltration barriers.”

Add the following to Section 1043 of the Standard Specifications:

1043.04 High Density Expanded Polystyrene Adjusting Rings with Polyurea Coating. High density expanded polystyrene adjustment rings with polyurea coating shall be designed and tested to meet or exceed an HS25 wheel load according to the AASHTO Standard Specifications for Highway Bridges (AASHTO M306 HS-25). The raw material suppliers shall provide certifications of quality or testing using the following ASTM standards, and upon request, certify that only virgin material was used in the manufacturing of the expanded polystyrene rings.

| Physical Property | Test Standard | Value | |
|---|---------------|---------------------|---------------------|
| | | 3.0 lb/cu ft | 4.5 lb/cu ft |
| Compression Resistance at 10% deformation | ASTM D 1621 | 50 - 70 | 70 - 90 |
| at 5% deformation | | 45 - 60 | 60 - 80 |
| at 2% deformation | | 15 - 20 | 20 - 40 |
| Flexural Strength | ASTM D 790 | 90 - 120 | 130 - 200 |
| Water Absorption | ASTM D 570 | 2.0% | 1.7% |
| Coefficient of Linear Expansion | ASTM D 696 | 2.70E-06 in./in./°F | 2.80E-06 in./in./°F |
| Sheer Strength | ASTM D 732 | 55 | 80 |

| | | | |
|--------------------------|-------------|------------------------|-----------|
| Tensile Strength | ASTM D 1623 | 70 - 90 | 130 - 140 |
| Water Vapor Transmission | ASTM C 355 | 0.82 – 0.86 perm – in. | |

High density expanded polystyrene adjustment rings with polyurea coating shall have no void areas, cracks, or tears. The actual diameter or length shall not vary more than 0.125 in. (3 mm) from the specified diameter or length. Variations in height are limited to ± 0.063 in. (± 1.6 mm). Variations shall not exceed 0.25 in. (6 mm) from flat (dish, bow, or convoluting edge) or 0.125 in. (3 mm) for bulges or dips in the surface.

1043.05 Expanded Polypropylene (EPP) Adjusting Rings. The EPP adjusting rings shall be manufactured using a high compression molding process to produce a minimum finished density of 7.5 lb/cu ft (120 g/l). The EPP rings shall be made of materials meeting ASTM D 3575 and ASTM D 4819-13. The grade adjustments shall be designed and tested according to the AASHTO Standard Specifications for Highway Bridges (AASHTO M 306 HS-25).

Grade rings shall contain upper and lower keyways (tongue and groove) for proper vertical alignment and sealing. The top ring, for use directly beneath the cast iron frame, shall have keyways (grooves) on the lower surface with a flat upper surface.

Adhesive or sealant used for watertight installation of the manhole grade adjustment rings shall meet ASTM C 920, Type S, Grade NS, Class 25, Uses NT, T, M, G, A, and O.

EPP adjustment rings shall have no void areas, cracks, or tears. The actual diameter or length shall not vary more than 0.125 in. (3 mm) from the specified diameter or length. Variations in height are limited to ± 0.063 in. (± 1.6 mm). Variations shall not exceed 0.25 in. (6 mm) from flat (dish, bow, or convoluting edge) or 0.125 in. (3 mm) for bulges or dips in the surface.”

80382

BUTT JOINTS (BDE)

Effective: July 1, 2016

Add the following to Article 406.08 of the Standard Specifications.

- “(c) Temporary Plastic Ramps. Temporary plastic ramps shall be made of high density polyethylene meeting the properties listed below. Temporary plastic ramps shall only be used on roadways with permanent posted speeds of 55 mph or less. The ramps shall have a minimum taper rate of 1:30 (V:H). The leading edge of the plastic ramp shall have a maximum thickness of 1/4 in. (6 mm) and the trailing edge shall match the height of the adjacent pavement \pm 1/4 in. (\pm 6 mm).

The ramp will be accepted by certification. The Contractor shall furnish a certification from the manufacturer stating the temporary plastic ramp meets the following requirements.

| Physical Property | Test Method | Requirement |
|--|-------------|--------------------|
| Melt Index | ASTM D 1238 | 8.2 g/10 minutes |
| Density | ASTM D 1505 | 0.965 g/cc |
| Tensile Strength @ Break | ASTM D 638 | 2223 psi (15 MPa) |
| Tensile Strength @ Yield | ASTM D 638 | 4110 psi (28 MPa) |
| Elongation @ Yield ^{1/} , percent | ASTM D 638 | 7.3 min. |
| Durometer Hardness, Shore D | ASTM D 2240 | 65 |
| Heat Deflection Temperature, 66 psi | ASTM D 648 | 176 °F (80 °C) |
| Low Temperature Brittleness, F ₅₀ | ASTM D 746 | <-105 °F (<-76 °C) |

1/ Crosshead speed -2 in./minute

The temporary plastic ramps shall be installed according to the manufacturer's specifications and fastened with anchors meeting the manufacturer's recommendations. Temporary plastic ramps that fail to stay in place or create a traffic hazard shall be replaced immediately with temporary HMA ramps at the Contractor's expense.”

CONSTRUCTION AIR QUALITY – DIESEL RETROFIT (BDE)

Effective: June 1, 2010

Revised: November 1, 2014

The reduction of emissions of particulate matter (PM) for off-road equipment shall be accomplished by installing retrofit emission control devices. The term "equipment" refers to diesel fuel powered devices rated at 50 hp and above, to be used on the jobsite in excess of seven calendar days over the course of the construction period on the jobsite (including rental equipment).

Contractor and subcontractor diesel powered off-road equipment assigned to the contract shall be retrofitted using the phased in approach shown below. Equipment that is of a model year older than the year given for that equipment's respective horsepower range shall be retrofitted:

| Effective Dates | Horsepower Range | Model Year |
|----------------------------|------------------|------------|
| June 1, 2010 ^{1/} | 600-749 | 2002 |
| | 750 and up | 2006 |
| June 1, 2011 ^{2/} | 100-299 | 2003 |
| | 300-599 | 2001 |
| | 600-749 | 2002 |
| | 750 and up | 2006 |
| June 1, 2012 ^{2/} | 50-99 | 2004 |
| | 100-299 | 2003 |
| | 300-599 | 2001 |
| | 600-749 | 2002 |
| | 750 and up | 2006 |

1/ Effective dates apply to Contractor diesel powered off-road equipment assigned to the contract.

2/ Effective dates apply to Contractor and subcontractor diesel powered off-road equipment assigned to the contract.

The retrofit emission control devices shall achieve a minimum PM emission reduction of 50 percent and shall be:

- a) Included on the U.S. Environmental Protection Agency (USEPA) *Verified Retrofit Technology List* (<http://www.epa.gov/cleandiesel/verification/verif-list.htm>), or verified by the California Air Resources Board (CARB) (<http://www.arb.ca.gov/diesel/verdev/vt/cvt.htm>); or
- b) Retrofitted with a non-verified diesel retrofit emission control device if verified retrofit emission control devices are not available for equipment proposed to be used on the project, and if the Contractor has obtained a performance certification from the retrofit

device manufacturer that the emission control device provides a minimum PM emission reduction of 50 percent.

Note: Large cranes (Crawler mounted cranes) which are responsible for critical lift operations are exempt from installing retrofit emission control devices if such devices adversely affect equipment operation.

Diesel powered off-road equipment with engine ratings of 50 hp and above, which are unable to be retrofitted with verified emission control devices or if performance certifications are not available which will achieve a minimum 50 percent PM reduction, may be granted a waiver by the Department if documentation is provided showing good faith efforts were made by the Contractor to retrofit the equipment.

Construction shall not proceed until the Contractor submits a certified list of the diesel powered off-road equipment that will be used, and as necessary, retrofitted with emission control devices. The list(s) shall include (1) the equipment number, type, make, Contractor/rental company name; and (2) the emission control devices make, model, USEPA or CARB verification number, or performance certification from the retrofit device manufacturer. Equipment reported as fitted with emissions control devices shall be made available to the Engineer for visual inspection of the device installation, prior to being used on the jobsite.

The Contractor shall submit an updated list of retrofitted off-road construction equipment as retrofitted equipment changes or comes on to the jobsite. The addition or deletion of any diesel powered equipment shall be included on the updated list.

If any diesel powered off-road equipment is found to be in non-compliance with any portion of this special provision, the Engineer will issue the Contractor a diesel retrofit deficiency deduction.

Any costs associated with retrofitting any diesel powered off-road equipment with emission control devices shall be considered as included in the contract unit prices bid for the various items of work involved and no additional compensation will be allowed. The Contractor's compliance with this notice and any associated regulations shall not be grounds for a claim.

Diesel Retrofit Deficiency Deduction

When the Engineer determines that a diesel retrofit deficiency exists, a daily monetary deduction will be imposed for each calendar day or fraction thereof the deficiency continues to exist. The calendar day(s) will begin when the time period for correction is exceeded and end with the Engineer's written acceptance of the correction. The daily monetary deduction will be \$1,000.00 for each deficiency identified.

The deficiency will be based on lack of diesel retrofit emissions control.

If a Contractor accumulates three diesel retrofit deficiency deductions for the same piece of equipment in a contract period, the Contractor will be shutdown until the deficiency is corrected.

Such a shutdown will not be grounds for any extension of the contract time, waiver of penalties, or be grounds for any claim.

80261

EQUIPMENT PARKING AND STORAGE (BDE)

Effective: November 1, 2017

Replace the first paragraph of Article 701.11 of the Standard Specifications with the following.

"701.11 Equipment Parking and Storage. During working hours, all vehicles and/or nonoperating equipment which are parked, two hours or less, shall be parked at least 8 ft (2.5 m) from the open traffic lane. For other periods of time during working and for all nonworking hours, all vehicles, materials, and equipment shall be parked or stored as follows.

- (a) When the project has adequate right-of-way, vehicles, materials, and equipment shall be located a minimum of 30 ft (9 m) from the pavement.
- (b) When adequate right-of-way does not exist, vehicles, materials, and equipment shall be located a minimum of 15 ft (4.5 m) from the edge of any pavement open to traffic.
- (c) Behind temporary concrete barrier, vehicles, materials, and equipment shall be located a minimum of 24 in. (600 mm) behind free standing barrier or a minimum of 6 in. (150 mm) behind barrier that is either pinned or restrained according to Article 704.04. The 24 in. or 6 in. measurement shall be from the base of the non-traffic side of the barrier.
- (d) Behind other man-made or natural barriers meeting the approval of the Engineer."

80388

HOT-MIX ASPHALT - DENSITY TESTING OF LONGITUDINAL JOINTS (BDE)

Effective: January 1, 2010

Revised: April 1, 2016

Description. This work shall consist of testing the density of longitudinal joints as part of the quality control/quality assurance (QC/QA) of hot-mix asphalt (HMA). Work shall be according to Section 1030 of the Standard Specifications except as follows.

Quality Control/Quality Assurance (QC/QA). Delete the second and third sentence of the third paragraph of Article 1030.05(d)(3) of the Standard Specifications.

Add the following paragraphs to the end of Article 1030.05(d)(3) of the Standard Specifications:

"Longitudinal joint density testing shall be performed at each random density test location. Longitudinal joint testing shall be located at a distance equal to the lift thickness or a minimum of 4 in. (100 mm), from each pavement edge. (i.e. for a 5 in. (125 mm) lift the near edge of the density gauge or core barrel shall be within 5 in. (125 mm) from the edge of pavement.) Longitudinal joint density testing shall be performed using either a correlated nuclear gauge or cores.

- a. **Confined Edge.** Each confined edge density shall be represented by a one-minute nuclear density reading or a core density and shall be included in the average of density readings or core densities taken across the mat which represents the Individual Test.
- b. **Unconfined Edge.** Each unconfined edge joint density shall be represented by an average of three one-minute density readings or a single core density at the given density test location and shall meet the density requirements specified herein. The three one-minute readings shall be spaced 10 ft (3 m) apart longitudinally along the unconfined pavement edge and centered at the random density test location."

Revise the Density Control Limits table in Article 1030.05(d)(4) of the Standard Specifications to read:

| "Mixture Composition | Parameter | Individual Test (includes confined edges) | Unconfined Edge Joint Density Minimum |
|----------------------|-------------------------------|---|---------------------------------------|
| IL-4.75 | N _{design} = 50 | 93.0 – 97.4% ^{1/} | 91.0% |
| IL-9.5 | N _{design} = 90 | 92.0 – 96.0% | 90.0% |
| IL-9.5, IL-9.5L | N _{design} < 90 | 92.5 – 97.4% | 90.0% |
| IL-19.0 | N _{design} = 90 | 93.0 – 96.0% | 90.0% |
| IL-19.0, IL-19.0L | N _{design} < 90 | 93.0 ^{2/} – 97.4% | 90.0% |
| SMA | N _{design} = 50 & 80 | 93.5 – 97.4% | 91.0% ^{3/} |

HOT-MIX ASPHALT – TACK COAT (BDE)

Effective: November 1, 2016

Revise Article 1032.06(a) of the Standard Specifications to read:

“(a) Anionic Emulsified Asphalt. Anionic emulsified asphalts shall be according to AASHTO M 140. SS-1h emulsions used as a tack coat shall have the cement mixing test waived.”

80376

LIGHTS ON BARRICADES (BDE)

Effective: January 1, 2018

Revise Article 701.16 of the Standard Specifications to read:

"701.16 Lights. Lights shall be used on devices as required in the plans, the traffic control plan, and the following table.

| Circumstance | Lights Required |
|---|-------------------------------------|
| Daylight operations | None |
| First two warning signs on each approach to the work involving a nighttime lane closure and "ROUGH GROOVED SURFACE" (W8-1107) signs | Flashing mono-directional lights |
| Devices delineating isolated obstacles, excavations, or hazards at night (Does not apply to patching) | Flashing bi-directional lights |
| Devices delineating obstacles, excavations, or hazards exceeding 100 ft (30 m) in length at night (Does not apply to widening) | Steady burn bi-directional lights |
| Channelizing devices for nighttime lane closures on two-lane roads | None |
| Channelizing devices for nighttime lane closures on multi-lane roads | None |
| Channelizing devices for nighttime lane closures on multi-lane roads separating opposing directions of traffic | None |
| Channelizing devices for nighttime along lane shifts on multilane roads | Steady burn mono-directional lights |
| Channelizing devices for night time along lane shifts on two lane roads | Steady burn bi-directional lights |
| Devices in nighttime lane closure tapers on Standards 701316 and 701321 | Steady burn bi-directional lights |
| Devices in nighttime lane closure tapers | Steady burn mono-directional lights |
| Devices delineating a widening trench | None |
| Devices delineating patches at night on roadways with an ADT less than 25,000 | None |
| Devices delineating patches at night on roadways with an ADT of 25,000 or more | None |

Batteries for the lights shall be replaced on a group basis at such times as may be specified by the Engineer."

Delete the fourth sentence of the first paragraph of Article 701.17(c)(2) of the Standard Specifications.

Revise the first paragraph of Article 603.07 of the Standard Specifications to read:

“603.07 Protection Under Traffic. After the casting has been adjusted and Class SI concrete has been placed, the work shall be protected by a barricade for at least 72 hours.”

80392

WARM MIX ASPHALT (BDE)

Effective: January 1, 2012

Revised: April 1, 2016

Description. This work shall consist of designing, producing and constructing Warm Mix Asphalt (WMA) in lieu of Hot Mix Asphalt (HMA) at the Contractor's option. Work shall be according to Sections 406, 407, 408, 1030, and 1102 of the Standard Specifications, except as modified herein. In addition, any references to HMA in the Standard Specifications, or the special provisions shall be construed to include WMA.

WMA is an asphalt mixture which can be produced at temperatures lower than allowed for HMA utilizing approved WMA technologies. WMA technologies are defined as the use of additives or processes which allow a reduction in the temperatures at which HMA mixes are produced and placed. WMA is produced by the use of additives, a water foaming process, or combination of both. Additives include minerals, chemicals or organics incorporated into the asphalt binder stream in a dedicated delivery system. The process of foaming injects water into the asphalt binder stream, just prior to incorporation of the asphalt binder with the aggregate.

Approved WMA technologies may also be used in HMA provided all the requirements specified herein, with the exception of temperature, are met. However, asphalt mixtures produced at temperatures in excess of 275 °F (135 °C) will not be considered WMA when determining the grade reduction of the virgin asphalt binder grade.

Equipment.

Revise the first paragraph of Article 1102.01 of the Standard Specifications to read:

"1102.01 Hot-Mix Asphalt Plant. The hot-mix asphalt (HMA) plant shall be the batch-type, continuous-type, or dryer drum plant. The plants shall be evaluated for prequalification rating and approval to produce HMA according to the current Bureau of Materials and Physical Research Policy Memorandum, "Approval of Hot-Mix Asphalt Plants and Equipment". Once approved, the Contractor shall notify the Bureau of Materials and Physical Research to obtain approval of all plant modifications. The plants shall not be used to produce mixtures concurrently for more than one project or for private work unless permission is granted in writing by the Engineer. The plant units shall be so designed, coordinated and operated that they will function properly and produce HMA having uniform temperatures and compositions within the tolerances specified. The plant units shall meet the following requirements."

Add the following to Article 1102.01(a) of the Standard Specifications.

"(11) Equipment for Warm Mix Technologies.

- a. Foaming. Metering equipment for foamed asphalt shall have an accuracy of ± 2 percent of the actual water metered. The foaming control system shall be electronically interfaced with the asphalt binder meter.

- b. Additives. Additives shall be introduced into the plant according to the supplier's recommendations and shall be approved by the Engineer. The system for introducing the WMA additive shall be interlocked with the aggregate feed or weigh system to maintain correct proportions for all rates of production and batch sizes."

Mix Design Verification.

Add the following to Article 1030.04 of the Standard Specifications.

"(e) Warm Mix Technologies.

- (1) Foaming. WMA mix design verification will not be required when foaming technology is used alone (without WMA additives). However, the foaming technology shall only be used on HMA designs previously approved by the Department.
- (2) Additives. WMA mix designs utilizing additives shall be submitted to the Engineer for mix design verification."

Construction Requirements.

Revise the second paragraph of Article 406.06(b)(1) of the Standard Specifications to read:

"The HMA shall be delivered at a temperature of 250 to 350 °F (120 to 175 °C).
WMA shall be delivered at a minimum temperature of 215 °F (102 °C)."

Basis of Payment.

This work will be paid at the contract unit price bid for the HMA pay items involved. Anti-strip will not be paid for separately, but shall be considered as included in the cost of the work.

| HOT-MIX ASPHALT MIXTURE REQUIREMENTS | |
|--|----------------------------|
| MIXTURE TYPE | AIR VOIDS @Ndes |
| PAVEMENT RESURFACING | |
| HMA SURFACE COURSE, MIX D, N50 (IL 9.5 mm) | 4% @ 50 Gyr. |
| HMA BINDER COURSE, IL-19.0, N50 | 4% @ 50 Gyr. |
| LEVELING BINDER (MACHINE METHOD), N50 | 4% @ 50 Gyr. |
| DRIVEWAYS | |
| HMA SURFACE COURSE, MIX D, N 50 (IL 9.5 mm) 3" | 4% @ 50 Gyr. |
| PATCHING | |
| CLASS D PATCHES (HMA BINDER IL-19 mm) | 4% @ 70 Gyr. |

THE UNIT WEIGHT USED TO CALCULATE ALL HMA SURFACE MIXTURE QUANTITIES IS 112 LBS/SQ YD/IN.

THE "AC TYPE" FOR POLYMERIZED HMA MIXES SHALL BE "SBS/SBR PG 76-22" AND FOR NON-POLYMERIZED HMA THE "AC TYPE" SHALL BE " PG 64-22" UNLESS MODIFIED BY DISTRICT ONE SPECIAL PROVISIONS. FOR USE OF RECYCLED MATERIALS SEE SPECIAL PROVISIONS.

**Prevailing Wage rates for
DuPage County effective
Sept. 1, 2017**

| Trade Title | Region | Type | Class | Base Wage | Fore-man Wage | M-F OT | OSA | OSH | H/W | Pension | Vacation | Training |
|----------------------|--------|------|-------|-----------|---------------|--------|-----|-----|-------|---------|----------|----------|
| ASBESTOS ABT-GEN | ALL | ALL | | 41.20 | 42.20 | 1.5 | 1.5 | 2 | 14.65 | 12.32 | 0.00 | 0.50 |
| ASBESTOS ABT-MEC | ALL | BLD | | 37.46 | 39.96 | 1.5 | 1.5 | 2 | 11.62 | 11.06 | 0.00 | 0.72 |
| BOILERMAKER | ALL | BLD | | 48.49 | 52.86 | 2 | 2 | 2 | 6.97 | 19.61 | 0.00 | 0.90 |
| BRICK MASON | ALL | BLD | | 45.38 | 49.92 | 1.5 | 1.5 | 2 | 10.45 | 16.68 | 0.00 | 0.90 |
| CARPENTER | ALL | ALL | | 46.35 | 48.35 | 1.5 | 1.5 | 2 | 11.79 | 18.87 | 0.00 | 0.63 |
| CEMENT MASON | ALL | ALL | | 44.25 | 46.25 | 2 | 1.5 | 2 | 14.00 | 17.16 | 0.00 | 0.92 |
| CERAMIC TILE FNSHER | ALL | BLD | | 38.56 | 38.56 | 1.5 | 1.5 | 2 | 10.65 | 11.18 | 0.00 | 0.58 |
| COMMUNICATION TECH | ALL | BLD | | 33.38 | 36.18 | 1.5 | 1.5 | 2 | 12.35 | 19.21 | 1.45 | 0.61 |
| ELECTRIC PWR EQMT OP | ALL | ALL | | 37.89 | 51.48 | 1.5 | 1.5 | 2 | 5.00 | 11.75 | 0.00 | 0.38 |
| ELECTRIC PWR EQMT OP | ALL | HWY | | 41.45 | 56.38 | 1.5 | 1.5 | 2 | 5.50 | 12.87 | 0.00 | 0.73 |
| ELECTRIC PWR GRNDMAN | ALL | ALL | | 29.30 | 51.48 | 1.5 | 1.5 | 2 | 5.00 | 9.09 | 0.00 | 0.29 |
| ELECTRIC PWR GRNDMAN | ALL | HWY | | 32.00 | 56.38 | 1.5 | 1.5 | 2 | 5.50 | 9.92 | 0.00 | 0.66 |
| ELECTRIC PWR LINEMAN | ALL | ALL | | 45.36 | 51.48 | 1.5 | 1.5 | 2 | 5.00 | 14.06 | 0.00 | 0.45 |
| ELECTRIC PWR LINEMAN | ALL | HWY | | 49.67 | 56.38 | 1.5 | 1.5 | 2 | 5.50 | 15.40 | 0.00 | 0.88 |
| ELECTRIC PWR TRK DRV | ALL | ALL | | 30.34 | 51.48 | 1.5 | 1.5 | 2 | 5.00 | 9.40 | 0.00 | 0.30 |
| ELECTRIC PWR TRK DRV | ALL | HWY | | 33.14 | 56.38 | 1.5 | 1.5 | 2 | 5.50 | 10.29 | 0.00 | 0.59 |
| ELECTRICIAN | ALL | BLD | | 39.26 | 43.26 | 1.5 | 1.5 | 2 | 12.35 | 22.08 | 4.93 | 0.68 |
| ELEVATOR CONSTRUCTOR | ALL | BLD | | 51.94 | 58.43 | 2 | 2 | 2 | 14.43 | 14.96 | 4.16 | 0.90 |
| FENCE ERECTOR | NE | ALL | | 39.58 | 41.58 | 1.5 | 1.5 | 2 | 13.40 | 13.90 | 0.00 | 0.40 |
| FENCE ERECTOR | W | ALL | | 45.06 | 48.66 | 2 | 2 | 2 | 10.52 | 20.76 | 0.00 | 0.70 |
| GLAZIER | ALL | BLD | | 42.45 | 43.95 | 1.5 | 1.5 | 2 | 14.04 | 20.14 | 0.00 | 0.94 |
| HT/FROST INSULATOR | ALL | BLD | | 50.50 | 53.00 | 1.5 | 1.5 | 2 | 12.12 | 12.96 | 0.00 | 0.72 |
| IRON WORKER | E | ALL | | 47.33 | 49.33 | 2 | 2 | 2 | 14.15 | 22.39 | 0.00 | 0.35 |
| IRON WORKER | W | ALL | | 45.61 | 49.25 | 2 | 2 | 2 | 11.52 | 22.65 | 0.00 | 0.81 |
| LABORER | ALL | ALL | | 41.20 | 41.95 | 1.5 | 1.5 | 2 | 14.65 | 12.32 | 0.00 | 0.50 |

| | | | | | | | | | | | |
|----------------------|-----|-----|-------|-------|-----|-----|-----|-------|-------|------|------|
| LATHER | ALL | ALL | 46.35 | 48.35 | 1.5 | 1.5 | 2 | 11.79 | 18.87 | 0.00 | 0.63 |
| MACHINIST | ALL | BLD | 45.35 | 47.85 | 1.5 | 1.5 | 2 | 7.26 | 8.95 | 1.85 | 0.00 |
| MARBLE FINISHERS | ALL | ALL | 33.95 | 33.95 | 1.5 | 1.5 | 2 | 10.45 | 15.52 | 0.00 | 0.47 |
| MARBLE MASON | ALL | BLD | 44.63 | 49.09 | 1.5 | 1.5 | 2 | 10.45 | 16.28 | 0.00 | 0.59 |
| MATERIAL TESTER I | ALL | ALL | 31.20 | 31.20 | 1.5 | 1.5 | 2 | 14.65 | 12.32 | 0.00 | 0.50 |
| MATERIALS TESTER II | ALL | ALL | 36.20 | 36.20 | 1.5 | 1.5 | 2 | 14.65 | 12.32 | 0.00 | 0.50 |
| MILLWRIGHT | ALL | ALL | 46.35 | 48.35 | 1.5 | 1.5 | 2 | 11.79 | 18.87 | 0.00 | 0.63 |
| OPERATING ENGINEER | ALL | BLD | 50.10 | 54.10 | 2 | 2 | 2 | 18.80 | 14.35 | 2.00 | 1.30 |
| OPERATING ENGINEER | ALL | BLD | 48.80 | 54.10 | 2 | 2 | 2 | 18.80 | 14.35 | 2.00 | 1.30 |
| OPERATING ENGINEER | ALL | BLD | 46.25 | 54.10 | 2 | 2 | 2 | 18.80 | 14.35 | 2.00 | 1.30 |
| OPERATING ENGINEER | ALL | BLD | 44.50 | 54.10 | 2 | 2 | 2 | 18.80 | 14.35 | 2.00 | 1.30 |
| OPERATING ENGINEER | ALL | BLD | 53.85 | 54.10 | 2 | 2 | 2 | 18.80 | 14.35 | 2.00 | 1.30 |
| OPERATING ENGINEER | ALL | BLD | 51.10 | 54.10 | 2 | 2 | 2 | 18.80 | 14.35 | 2.00 | 1.30 |
| OPERATING ENGINEER | ALL | BLD | 53.10 | 54.10 | 2 | 2 | 2 | 18.80 | 14.35 | 2.00 | 1.30 |
| OPERATING ENGINEER | ALL | FLT | 38.00 | 38.00 | 1.5 | 1.5 | 2 | 18.05 | 13.60 | 1.90 | 1.30 |
| OPERATING ENGINEER | ALL | HWY | 48.30 | 52.30 | 1.5 | 1.5 | 2 | 18.80 | 14.35 | 2.00 | 1.30 |
| OPERATING ENGINEER | ALL | HWY | 47.75 | 52.30 | 1.5 | 1.5 | 2 | 18.80 | 14.35 | 2.00 | 1.30 |
| OPERATING ENGINEER | ALL | HWY | 45.70 | 52.30 | 1.5 | 1.5 | 2 | 18.80 | 14.35 | 2.00 | 1.30 |
| OPERATING ENGINEER | ALL | HWY | 44.30 | 52.30 | 1.5 | 1.5 | 2 | 18.80 | 14.35 | 2.00 | 1.30 |
| OPERATING ENGINEER | ALL | HWY | 43.10 | 52.30 | 1.5 | 1.5 | 2 | 18.80 | 14.35 | 2.00 | 1.30 |
| OPERATING ENGINEER | ALL | HWY | 51.30 | 52.30 | 1.5 | 1.5 | 2 | 18.80 | 14.35 | 2.00 | 1.30 |
| OPERATING ENGINEER | ALL | HWY | 49.30 | 52.30 | 1.5 | 1.5 | 2 | 18.80 | 14.35 | 2.00 | 1.30 |
| ORNAMNTL IRON WORKER | E | ALL | 46.75 | 49.25 | 2 | 2 | 2 | 13.90 | 19.79 | 0.00 | 0.75 |
| ORNAMNTL IRON WORKER | W | ALL | 45.06 | 48.66 | 2 | 2 | 2 | 10.52 | 20.76 | 0.00 | 0.70 |
| PAINTER | ALL | ALL | 44.18 | 46.18 | 1.5 | 1.5 | 1.5 | 10.30 | 8.20 | 0.00 | 1.35 |
| PAINTER SIGNS | ALL | BLD | 37.45 | 42.05 | 1.5 | 1.5 | 2 | 2.60 | 3.18 | 0.00 | 0.00 |
| PILEDRIIVER | ALL | ALL | 46.35 | 48.35 | 1.5 | 1.5 | 2 | 11.79 | 18.87 | 0.00 | 0.63 |
| PIPEFITTER | ALL | BLD | 47.50 | 50.50 | 1.5 | 1.5 | 2 | 10.05 | 17.85 | 0.00 | 0.17 |
| PLASTERER | ALL | BLD | 42.75 | 45.31 | 1.5 | 1.5 | 2 | 14.00 | 15.71 | 0.00 | 0.89 |
| PLUMBER | ALL | BLD | 49.25 | 52.20 | 1.5 | 1.5 | 2 | 14.34 | 13.35 | 0.00 | 1.28 |

| | | | | | | | | | | | |
|---------------------|-----|-----|-------|-------|-----|-----|---|-------|-------|------|------|
| ROOFER | ALL | BLD | 42.30 | 45.30 | 1.5 | 1.5 | 2 | 9.08 | 12.14 | 0.00 | 0.58 |
| SHEETMETAL WORKER | ALL | BLD | 45.77 | 47.77 | 1.5 | 1.5 | 2 | 10.65 | 14.10 | 0.00 | 0.82 |
| SPRINKLER FITTER | ALL | BLD | 47.20 | 49.20 | 1.5 | 1.5 | 2 | 12.25 | 11.55 | 0.00 | 0.55 |
| STEEL ERECTOR | E | ALL | 42.07 | 44.07 | 2 | 2 | 2 | 13.45 | 19.59 | 0.00 | 0.35 |
| STEEL ERECTOR | W | ALL | 45.06 | 48.66 | 2 | 2 | 2 | 10.52 | 20.76 | 0.00 | 0.70 |
| STONE MASON | ALL | BLD | 45.38 | 49.92 | 1.5 | 1.5 | 2 | 10.45 | 16.68 | 0.00 | 0.90 |
| TERRAZZO FINISHER | ALL | BLD | 40.54 | 40.54 | 1.5 | 1.5 | 2 | 10.65 | 12.76 | 0.00 | 0.73 |
| TERRAZZO MASON | ALL | BLD | 44.38 | 47.88 | 1.5 | 1.5 | 2 | 10.65 | 14.15 | 0.00 | 0.82 |
| TILE MASON | ALL | BLD | 45.49 | 49.49 | 1.5 | 1.5 | 2 | 10.65 | 13.88 | 0.00 | 0.86 |
| TRAFFIC SAFETY WRKR | ALL | HWY | 33.50 | 35.10 | 1.5 | 1.5 | 2 | 8.10 | 7.62 | 0.00 | 0.25 |
| TRUCK DRIVER | ALL | ALL | 36.30 | 36.85 | 1.5 | 1.5 | 2 | 8.10 | 9.76 | 0.00 | 0.15 |
| TRUCK DRIVER | ALL | ALL | 36.45 | 36.85 | 1.5 | 1.5 | 2 | 8.10 | 9.76 | 0.00 | 0.15 |
| TRUCK DRIVER | ALL | ALL | 36.65 | 36.85 | 1.5 | 1.5 | 2 | 8.10 | 9.76 | 0.00 | 0.15 |
| TRUCK DRIVER | ALL | ALL | 36.85 | 36.85 | 1.5 | 1.5 | 2 | 8.10 | 9.76 | 0.00 | 0.15 |
| TUCKPOINTER | ALL | BLD | 44.17 | 45.17 | 1.5 | 1.5 | 2 | 10.45 | 15.04 | 0.00 | 0.88 |

Legend

M-F OT Unless otherwise noted, OT pay is required for any hour greater than 8 worked each day, Mon through Fri. The number listed is the multiple of the base wage.

OSA Overtime pay required for every hour worked on Saturdays

OSH Overtime pay required for every hour worked on Sundays and Holidays

H/W Health/Welfare benefit

Explanations DUPAGE COUNTY

IRON WORKERS AND FENCE ERECTOR (WEST) - West of Route 53.

The following list is considered as those days for which holiday rates of wages for work performed apply: New Years Day, Memorial Day, Fourth of July, Labor Day, Thanksgiving Day, Christmas Day and Veterans Day in some classifications/counties. Generally, any of these holidays which fall on a Sunday is celebrated on the following Monday. This then makes work performed on that Monday payable at the appropriate overtime rate for holiday pay. Common practice in a given local may alter certain days of celebration. If in doubt, please check with IDOL.

EXPLANATION OF CLASSES

ASBESTOS - GENERAL - removal of asbestos material/mold and hazardous materials from any place in a building, including mechanical systems where those mechanical systems are to be removed. This includes the removal of asbestos materials/mold and hazardous materials from ductwork or pipes in a building when the building is to be demolished at the time or at some close future date.

ASBESTOS - MECHANICAL - removal of asbestos material from mechanical systems, such as pipes, ducts, and boilers, where the mechanical systems are to remain.

TRAFFIC SAFETY - work associated with barricades, hoses and drums used to reduce lane usage on highway work, the installation and removal of temporary lane markings, and the installation and removal of temporary road signs.

CERAMIC TILE FINISHER

The grouting, cleaning, and polishing of all classes of tile, whether for interior or exterior purposes, all burned, glazed or unglazed products; all composition materials, granite tiles, warning detectable tiles, cement tiles, epoxy composite materials, pavers, glass, mosaics, fiberglass, and all substitute materials, for tile made in tile-like units; all mixtures in tile like form of cement, metals, and other materials that are for and intended for use as a finished floor surface, stair treads, promenade roofs, walks, walls, ceilings, swimming pools, and all other places where tile is to form a finished interior or exterior. The mixing of all setting mortars including but not limited to thin-set mortars, epoxies, wall mud, and any other sand and cement mixtures or adhesives when used in the preparation, installation, repair, or maintenance of tile and/or similar materials. The handling and unloading of all sand, cement, lime, tile, fixtures, equipment, adhesives, or any other materials to be used in the preparation, installation, repair, or maintenance of tile and/or similar materials. Ceramic Tile Finishers shall fill all joints and voids regardless of method on all tile work, particularly and especially after installation of said tile work. Application of any and all protective coverings to all types of tile installations including, but not be limited to, all soap compounds, paper products, tapes, and all polyethylene coverings, plywood, masonite, cardboard, and any new type of products that may be used to protect tile installations, Blastrac equipment, and all floor scarifying equipment used in preparing floors to receive tile. The clean up and removal of all waste and materials. All demolition of existing tile floors and walls to be re-tiled.

COMMUNICATIONS TECHNICIAN

Low voltage installation, maintenance and removal of telecommunication facilities (voice, sound, data and video) including telephone and data inside wire, interconnect, terminal equipment, central offices, PABX, fiber optic cable and equipment, micro waves, V-SAT, bypass, CATV, WAN (wide area networks), LAN (local area networks), and ISDN (integrated system digital network), pulling of wire in raceways, but not the installation of raceways.

MARBLE FINISHER

Loading and unloading trucks, distribution of all materials (all stone, sand, etc.), stocking of floors with material, performing all rigging for heavy work, the handling of all material that may be needed for the installation of such materials, building of scaffolding, polishing if needed, patching, waxing of material if damaged, pointing up, caulking, grouting and cleaning of marble, holding water on diamond or Carborundum blade or saw for setters cutting, use of tub saw or any other saw needed for preparation of material, drilling of holes for wires that anchor material set by setters, mixing up of molding plaster for installation of material, mixing up thin set for the installation of material, mixing up of sand to cement for the installation of material and such other work as may be required in helping a Marble Setter in the handling of all material in the erection or installation of interior marble, slate, travertine, art marble, serpentine, alberene stone, blue stone, granite and other stones (meaning as to stone any foreign or domestic materials as are specified and used in building interiors and exteriors and customarily known as stone in the trade), carrara, sanionyx, vitrolite and similar opaque glass and the laying of all marble tile, terrazzo tile, slate tile and precast tile, steps, risers treads, base, or any other materials that may be used as substitutes for any of the aforementioned materials and which are used on interior and exterior which are installed in a similar manner.

MATERIAL TESTER I: Hand coring and drilling for testing of materials; field inspection of uncured concrete and asphalt.

MATERIAL TESTER II: Field inspection of welds, structural steel, fireproofing, masonry, soil, facade, reinforcing steel, formwork, cured concrete, and concrete and asphalt batch plants; adjusting proportions of bituminous mixtures.

OPERATING ENGINEER - BUILDING

Class 1. Asphalt Plant; Asphalt Spreader; Autograde; Backhoes with Caisson Attachment; Batch Plant; Benoto (requires Two Engineers); Boiler and Throttle Valve; Caisson Rigs; Central Redi-Mix Plant; Combination Back Hoe Front End-loader Machine; Compressor and Throttle Valve; Concrete Breaker (Truck Mounted); Concrete Conveyor; Concrete Conveyor (Truck Mounted); Concrete Paver Over 27E cu. ft; Concrete Paver 27E cu. ft. and Under; Concrete Placer; Concrete Placing Boom; Concrete Pump (Truck Mounted); Concrete Tower; Cranes, All; Cranes, Hammerhead; Cranes, (GCI and similar Type); Creter Crane; Spider Crane; Crusher, Stone, etc.; Derricks, All; Derricks, Traveling; Formless Curb and Gutter Machine; Grader, Elevating; Grouting Machines; Heavy Duty Self-Propelled Transporter or Prime Mover; Highlift Shovels or Front Endloader 2-1/4 yd. and over; Hoists, Elevators, outside type rack and pinion and similar machines; Hoists, One, Two and Three Drum; Hoists, Two Tugger One Floor; Hydraulic Backhoes; Hydraulic Boom Trucks; Hydro Vac (and similar equipment); Locomotives, All; Motor Patrol; Lubrication Technician; Manipulators; Pile Drivers and Skid Rig; Post Hole Digger; Pre-Stress Machine; Pump Cretes Dual Ram; Pump Cretes: Squeeze Cretes-Screw Type Pumps; Gypsum Bulker and Pump; Raised and Blind Hole Drill; Roto Mill Grinder; Scoops - Tractor Drawn; Slip-Form Paver; Straddle Buggies; Operation of Tie Back Machine; Tournapull; Tractor with Boom and Side Boom; Trenching Machines.

Class 2. Boilers; Broom, All Power Propelled; Bulldozers; Concrete Mixer (Two Bag and Over); Conveyor, Portable; Forklift Trucks; Highlift Shovels or Front Endloaders under 2-1/4 yd.; Hoists, Automatic; Hoists, Inside Elevators; Hoists, Sewer Dragging Machine; Hoists, Tugger Single Drum;

Laser Screed; Rock Drill (Self-Propelled); Rock Drill (Truck Mounted); Rollers, All; Steam Generators; Tractors, All; Tractor Drawn Vibratory Roller; Winch Trucks with "A" Frame.

Class 3. Air Compressor; Combination Small Equipment Operator; Generators; Heaters, Mechanical; Hoists, Inside Elevators (remodeling or renovation work); Hydraulic Power Units (Pile Driving, Extracting, and Drilling); Pumps, over 3" (1 to 3 not to exceed a total of 300 ft.); Low Boys; Pumps, Well Points; Welding Machines (2 through 5); Winches, 4 Small Electric Drill Winches.

Class 4. Bobcats and/or other Skid Steer Loaders; Oilers; and Brick Forklift.

Class 5. Assistant Craft Foreman.

Class 6. Gradall.

Class 7. Mechanics; Welders.

OPERATING ENGINEERS - HIGHWAY CONSTRUCTION

Class 1. Asphalt Plant; Asphalt Heater and Planer Combination; Asphalt Heater Scarfire; Asphalt Spreader; Autograder/GOMACO or other similar type machines; ABG Paver; Backhoes with Caisson Attachment; Ballast Regulator; Belt Loader; Caisson Rigs; Car Dumper; Central Redi-Mix Plant; Combination Backhoe Front Endloader Machine, (1 cu. yd. Backhoe Bucket or over or with attachments); Concrete Breaker (Truck Mounted); Concrete Conveyor; Concrete Paver over 27E cu. ft.; Concrete Placer; Concrete Tube Float; Cranes, all attachments; Cranes, Tower Cranes of all types; Creter Crane; Spider Crane; Crusher, Stone, etc.; Derricks, All; Derrick Boats; Dredges; Traveling; Dredges; Elevators, Outside type Rack & Pinion and Similar Machines; Formless Curb and Gutter Machine; Grader, Elevating; Grader, Motor Grader, Motor Patrol, Auto Patrol, Form Grader, Pull Grader, Subgrader; Guard Rail Post Driver Truck Mounted; Hoists, One, Two and Three Drum; Heavy Duty Self-Propelled Transporter or Prime Mover; Hydraulic Backhoes; Backhoes with shear attachments up to 40' of boom reach; Lubrication Technician; Manipulators; Mucking Machine; Pile Drivers and Skid Rig; Pre-Stress Machine; Pump Cretes Dual Ram; Rock Drill - Crawler or Skid Rig; Rock Drill - Truck Mounted; Rock/Track Tamper; Roto Mill Grinder; Slip-Form Paver; Snow Melters; Soil Test Drill Rig (Truck Mounted); Straddle Buggies; Hydraulic Telescoping Form (Tunnel); Operation of Tieback Machine; Tractor Drawn Belt Loader; Tractor Drawn Belt Loader (with attached pusher - two engineers); Tractor with Boom; Tractaire with Attachments; Traffic Barrier Transfer Machine; Trenching; Truck Mounted Concrete Pump with Boom; Raised or Blind Hole Drills (Tunnel Shaft); Underground Boring and/or Mining Machines 5 ft. in diameter and over tunnel, etc; Underground Boring and/or Mining Machines under 5 ft. in diameter; Wheel Excavator; Widener (APSCO).

Class 2. Batch Plant; Bituminous Mixer; Boiler and Throttle Valve; Bulldozers; Car Loader Trailing Conveyors; Combination Backhoe Front Endloader Machine (Less than 1 cu. yd. Backhoe Bucket or over or with attachments); Compressor and Throttle Valve; Compressor, Common Receiver (3); Concrete Breaker or Hydro Hammer; Concrete Grinding Machine; Concrete Mixer or Paver 7S Series to and including 27 cu. ft.;

Concrete Spreader; Concrete Curing Machine, Burlap Machine, Belting Machine and Sealing Machine; Concrete Wheel Saw; Conveyor Muck Cars (Haglund or Similar Type); Drills, All; Finishing Machine - Concrete; Highlift Shovels or Front Endloader; Hoist - Sewer Dragging Machine; Hydraulic Boom Trucks (All Attachments); Hydro-Blaster; Hydro Excavating (excluding hose work); Laser Screenshot; All Locomotives, Dinky; Off-Road Hauling Units (including articulating) Non Self-Loading Ejection Dump; Pump Cretes: Squeeze Cretes - Screw Type Pumps, Gypsum Bulker and Pump; Roller, Asphalt; Rotary Snow Plows; Rototiller, Seaman, etc., self-propelled; Self-Propelled Compactor; Spreader - Chip - Stone, etc.; Scraper - Single/Twin Engine/Push and Pull; Scraper - Prime Mover in Tandem (Regardless of Size); Tractors pulling attachments, Sheep Foot, Disc, Compactor, etc.; Tug Boats.

Class 3. Boilers; Brooms, All Power Propelled; Cement Supply Tender; Compressor, Common Receiver (2); Concrete Mixer (Two Bag and Over); Conveyor, Portable; Farm-Type Tractors Used for Mowing, Seeding, etc.; Forklift Trucks; Grouting Machine; Hoists, Automatic; Hoists, All Elevators; Hoists, Tugger Single Drum; Jeep Diggers; Low Boys; Pipe Jacking Machines; Post-Hole Digger; Power Saw, Concrete Power Driven; Pug Mills; Rollers, other than Asphalt; Seed and Straw Blower; Steam Generators; Stump Machine; Winch Trucks with "A" Frame; Work Boats; Tamper-Form-Motor Driven.

Class 4. Air Compressor; Combination - Small Equipment Operator; Directional Boring Machine; Generators; Heaters, Mechanical; Hydraulic Power Unit (Pile Driving, Extracting, or Drilling); Light Plants, All (1 through 5); Pumps, over 3" (1 to 3 not to exceed a total of 300 ft.); Pumps, Well Points; Vacuum Trucks (excluding hose work); Welding Machines (2 through 5); Winches, 4 Small Electric Drill Winches.

Class 5. SkidSteer Loader (all); Brick Forklifts; Oilers.

Class 6. Field Mechanics and Field Welders

Class 7. Dowell Machine with Air Compressor; Gradall and machines of like nature.

OPERATING ENGINEER - FLOATING

Diver. Diver Wet Tender, Diver Tender, ROV Pilot, ROV Tender

TRUCK DRIVER - BUILDING, HEAVY AND HIGHWAY CONSTRUCTION

Class 1. Two or three Axle Trucks. A-frame Truck when used for transportation purposes; Air Compressors and Welding Machines, including those pulled by cars, pick-up trucks and tractors; Ambulances; Batch Gate Lockers; Batch Hopperman; Car and Truck Washers; Carry-alls; Fork Lifts and Hoisters; Helpers; Mechanics Helpers and Greasers; Oil Distributors 2-man operation; Pavement Breakers; Pole Trailer, up to 40 feet; Power Mower Tractors; Self-propelled Chip Spreader; Skipman; Slurry Trucks, 2-man operation; Slurry Truck Conveyor Operation, 2 or 3 man; Teamsters; Unskilled Dumpman; and Truck Drivers hauling warning lights, barricades, and portable toilets on the job site.

Class 2. Four axle trucks; Dump Crets and Adgetors under 7 yards; Dumpsters, Track Trucks, Euclids, Hug Bottom Dump Turnapulls or Turntrailers when pulling other than self-loading equipment or similar equipment under 16 cubic yards; Mixer Trucks under 7 yards; Ready-mix Plant Hopper Operator, and Winch Trucks, 2 Axles.

Class 3. Five axle trucks; Dump Crets and Adgetors 7 yards and over; Dumpsters, Track Trucks, Euclids, Hug Bottom Dump Turntrailers or turnapulls when pulling other than self-loading equipment or similar equipment over 16 cubic yards; Explosives and/or Fission Material Trucks; Mixer Trucks 7 yards or over; Mobile Cranes while in transit; Oil Distributors, 1-man operation; Pole Trailer, over 40 feet; Pole and Expandable Trailers hauling material over 50 feet long; Slurry trucks, 1-man operation; Winch trucks, 3 axles or more; Mechanic--Truck Welder and Truck Painter.

Class 4. Six axle trucks; Dual-purpose vehicles, such as mounted crane trucks with hoist and accessories; Foreman; Master Mechanic; Self-loading equipment like P.B. and trucks with scoops on the front.

TERRAZZO FINISHER

The handling of sand, cement, marble chips, and all other materials that may be used by the Mosaic Terrazzo Mechanic, and the mixing, grinding, grouting, cleaning and sealing of all Marble, Mosaic, and Terrazzo work, floors, base, stairs, and wainscoting by hand or machine, and in addition, assisting and aiding Marble, Masonic, and Terrazzo Mechanics.

Other Classifications of Work:

For definitions of classifications not otherwise set out, the Department generally has on file such definitions which are available. If a task to be performed is not subject to one of the classifications of pay set out, the Department will upon being contacted state which neighboring county has such a classification and provide such rate, such rate being deemed to exist by reference in this document. If no neighboring county rate applies to the task, the Department shall undertake a special determination, such special determination being then deemed to have existed under this determination. If a project requires these, or any classification not listed, please contact IDOL at 217-782-1710 for wage rates or clarifications.

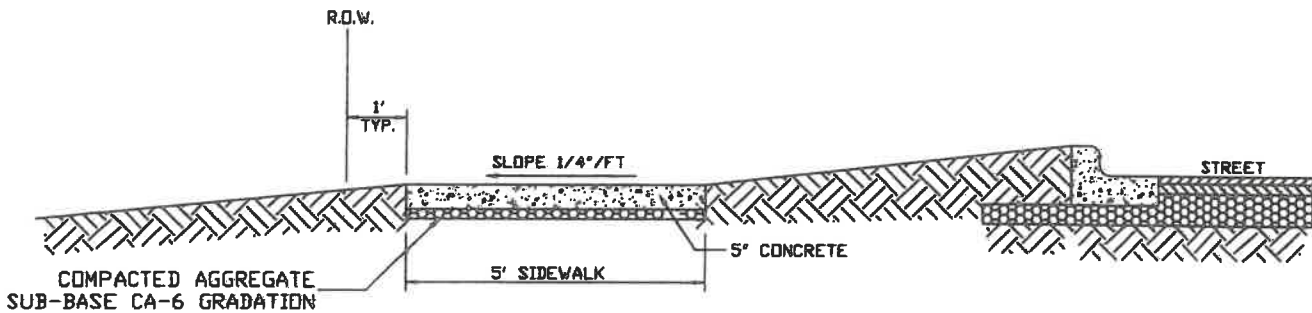
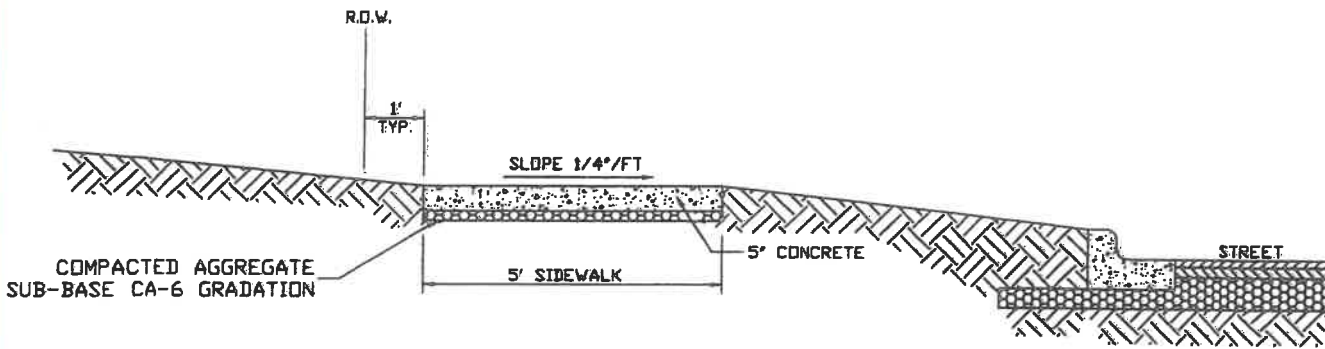
LANDSCAPING

Landscaping work falls under the existing classifications for laborer, operating engineer and truck driver. The work performed by landscape plantsman and landscape laborer is covered by the existing classification of laborer. The work performed by landscape operators (regardless of equipment used or its size) is covered by the classifications of operating engineer. The work performed by landscape truck drivers (regardless of size of truck driven) is covered by the classifications of truck driver.

MATERIAL TESTER & MATERIAL TESTER/INSPECTOR I AND II

Notwithstanding the difference in the classification title, the classification entitled "Material Tester I" involves the same job duties as the classification entitled "Material Tester/Inspector I". Likewise, the classification entitled "Material Tester II" involves the same job duties as the classification entitled "Material Tester/Inspector II".

VILLAGE OF LOMBARD STANDARD DETAILS



GENERAL NOTES:

1. CONCRETE SHALL BE CLASS SI.
2. MINIMUM SIDEWALK THICKNESS SHALL BE FIVE INCHES (5").
3. SIDEWALK THICKNESS ACROSS DRIVEWAYS SHALL BE SIX INCHES (6") MINIMUM FOR RESIDENTIAL DRIVEWAYS, AND EIGHT INCHES (8") MINIMUM FOR NON-RESIDENTIAL DRIVEWAYS.
4. MAXIMUM LONGITUDINAL SLOPE SHALL NOT EXCEED 6% (16:1).
5. MINIMUM TRANSVERSE SLOPE SHALL BE 1/4"/FT. (2%) TYPICAL.
MAXIMUM TRANSVERSE SLOPE SHALL BE NO GREATER THAN 1/2"/FT. (4%) TYPICAL.
6. A TWO INCH (2") MINIMUM AGGREGATE SUB-BASE (CA-6 GRADATION) SHALL BE PROVIDED (FOUR INCHES (4") MINIMUM) THROUGH NON-RESIDENTIAL DRIVEWAYS).
7. AGGREGATE SUB-BASE COURSE SHALL BE MECHANICALLY COMPACTED.
8. ALL SIDEWALK SHALL BE PROMPTLY BACKFILLED AND PROTECTED FROM DAMAGE.

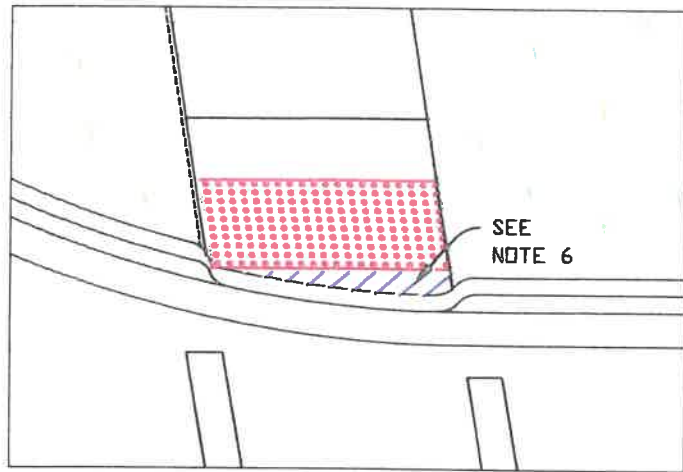
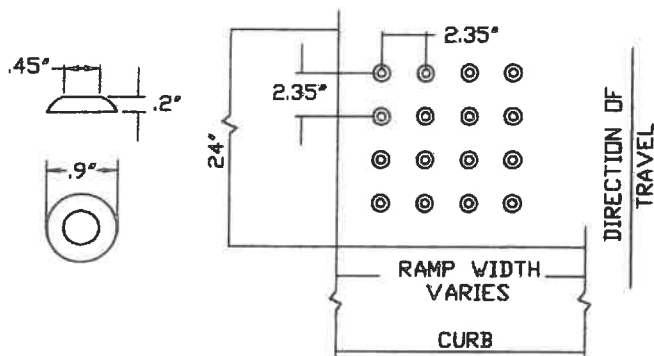
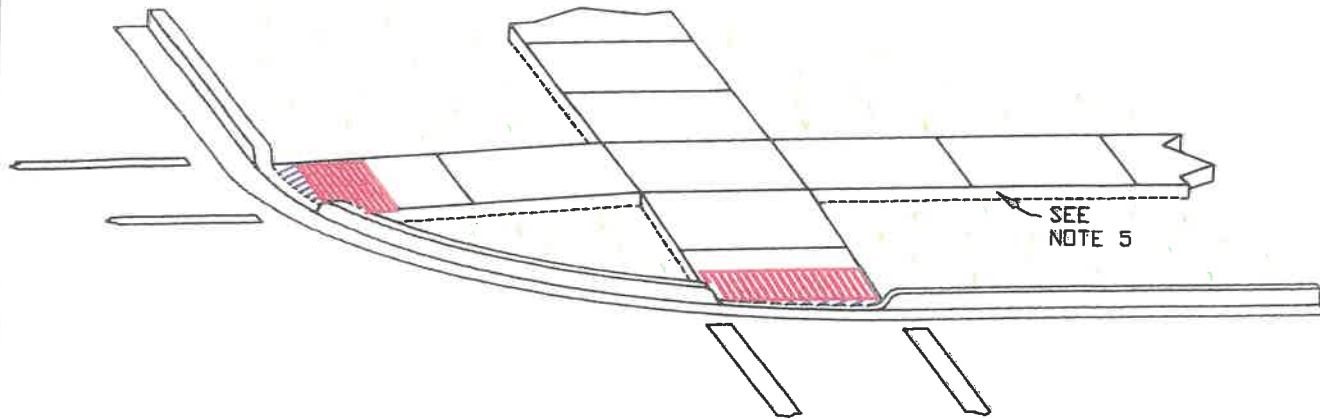
| | | |
|-----------|------|-----------------|
| REV. 1 | DRG | REV. 02-05-2015 |
| REV. 1 | ERH | REV. 3-26-99 |
| DRAWN BY: | VJGL | DATE: 2-16-98 |

SIDEWALK

VILLAGE OF LOMBARD

PAVEMENT 2

H:\HOME\ADANG\DRAWINGS\DETAILS\CH400\PAVE-2.DWG



TRUNCATED DOME DETAIL
FOR PUBLIC RIGHT-OF-WAY

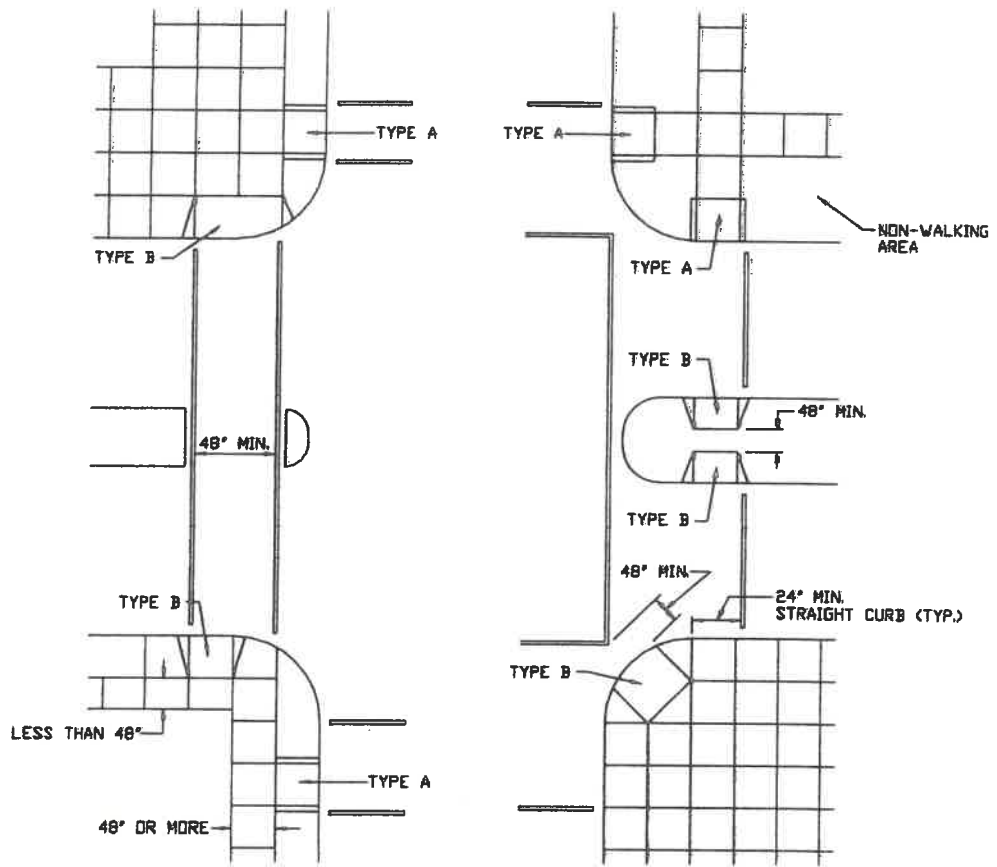
GENERAL NOTES:

1. RAMPS SHALL BE LOCATED AS SHOWN ON THE PLANS IN ALIGNMENT WITH NORMAL SIDEWALK AND/OR CROSSWALK AND SHALL HAVE SUFFICIENT CURB LENGTH AT CORNER RADIUS TO PREVENT VEHICULAR ENCRoACHMENT.
2. CURB RAMPS AT MARKED CROSSINGS SHALL BE WHOLLY CONTAINED WITHIN THE MARKINGS, EXCLUDING ANY FLARED SIDES.
3. THE MAXIMUM SLOPE OF THE SIDE FLARE FOR TYPE B RAMPS SHALL BE 1:10. HOWEVER, IF THE WIDTH OF THE LANDING AREA BETWEEN THE TOP OF THE RAMP AND AN OBSTRUCTION IS LESS THAN 48 INCHES, THE MAXIMUM SLOPE SHALL BE 1:12.
4. RAMPS SHALL BE CONSTRUCTED OF P.C. CONCRETE IN ACCORDANCE WITH THE IDOT "STANDARD SPECIFICATIONS FOR ROAD AND BRIDGE CONSTRUCTION". DETECTABLE WARNING SURFACE SHALL BE A 2 FOOT BY 5 FOOT SECTION CONSISTING OF TRUNCATED DOMES ALIGNED IN A SQUARE (PARALLEL ALIGNMENT) PATTERN. DETECTABLE WARNINGS SHALL BE SET BACK A MINIMUM OF 6 INCHES FROM THE FRONT OF CURB. THE TYPE OF DETECTABLE WARNING PRODUCT SHALL BE SPECIFIED IN THE CONTRACT DOCUMENTS.
5. THICKNESS OF RAMPS WILL BE THE SAME AS THE ADJACENT SIDEWALK WITH A MINIMUM OF 5 INCHES. THICKNESS OF SIDEWALKS THROUGH RESIDENTIAL DRIVEWAYS SHALL BE A MINIMUM OF 6 INCHES. COMMERCIAL DRIVEWAYS SHALL BE A MINIMUM OF 8 INCHES.
6. UNLESS CURB RAMP IS ALIGNED PERPENDICULAR TO THE STREET RADIUS, AN AREA OF SPECIAL SHAPING MUST BE PROVIDED AT THE BOTTOM OF THE RAMP. THIS AREA SHALL ALLOW THE GRADE BREAK AT THE BOTTOM OF THE RAMP TO BE PERPENDICULAR TO THE RAMP AND SHALL PROVIDE A SMOOTH TRANSITION TO THE GUTTER LINE FOR WHEELCHAIR ACCESS. NO CURB LIP ALLOWED IN THIS AREA. MAXIMUM CROSS SLOPE SHALL BE 2%.

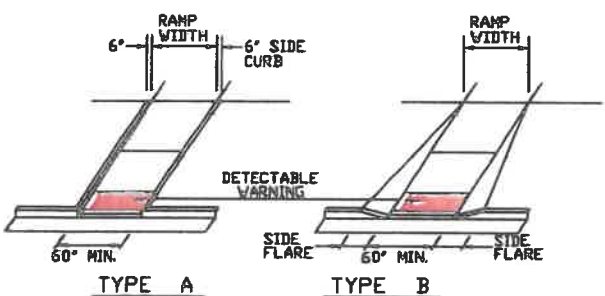
| | | | |
|---|------|-------|---------|
| REV.: | AKL | REV.: | 2-28-12 |
| REV.: | ERB | REV.: | 4-28-05 |
| DRAWN BY: | VJGL | DATE: | 2-16-98 |
| H:\HOME\LADANG\DRAWINGS\DETAILS\CH400\PAVE-3A.DWG | | | |

HANDICAPPED SIDEWALK
RAMP

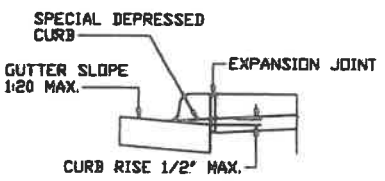
VILLAGE OF LOMBARD
PAVEMENT 3A



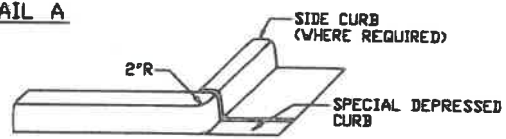
RECOMMENDED LOCATION OF RAMP



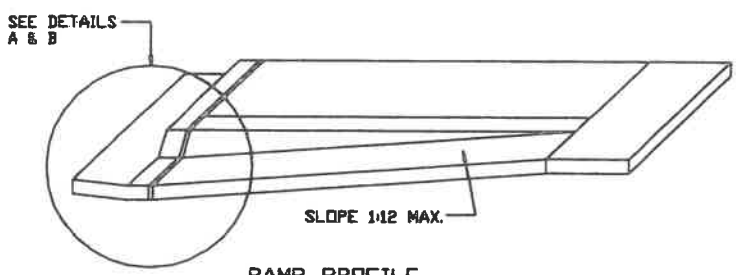
DETAILS OF RAMP



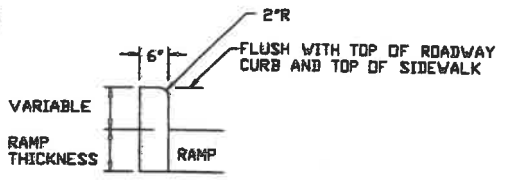
DETAIL A



DETAIL B



RAMP PROFILE



DETAIL OF SIDE CURB

(Side curb may be constructed nonolithically with ramp.)

| | |
|--|----------------|
| REV: KDH | REV: 2-28-2012 |
| REV: ERB | REV: 1-10-05 |
| DRAWN BY: VJGL | DATE: 2-16-98 |
| H:\SPELAD\DRAWINGS\DETAILS\CH400\PAVE-3B.DWG | |

HANDICAPPED SIDEWALK RAMP (CONTINUED)

| |
|--------------------|
| VILLAGE OF LOMBARD |
| PAVEMENT 3B |

BUSINESS DISTRICT

WHEN SIDEWALK IS PLACE UP TO FACE OF BUILDING, PROVIDE 1/2" PREMOULDED EXPANSION JOINT MATERIAL BETWEEN WALK AND BUILDING

STANDARD WALK
5" THICK
UNLESS NOTED
OTHERWISE

1/2" PREMOULDED EXPANSION JOINT

1/2" PREMOULDED EXPANSION JOINT AT 50' INTERVALS

5' MIN.

TRANSVERSE SLOPE
1/4" PER FT.

STRUCTURE IN SIDEWALK

CURB LINE

WALK THROUGH DRIVEWAY 8" THICK

1/2" PREMOULDED EXPANSION JOINT AT DRIVEWAY

TRANSVERSE CONTRACTION JOINT

SEE RESIDENTIAL DRIVEWAY STANDARD

CURB LINE

1/2" PREMOULDED EXPANSION JOINT

TRANSVERSE SLOPE
1/4" PER FT.

STRUCTURE IN SIDEWALK

WALK AT DRIVEWAY
6" THICK

1/2" PREMOULDED EXPANSION JOINT AT 50' INTERVALS

PRIVATE WALK

1/2" PREMOULDED EXPANSION JOINT AT INTERSECTION OF WALKS.

5" THICK

DEPRESSED CURB (TYP.)

STANDARD WALK 5" THICK UNLESS OTHERWISE NOTED

RESIDENTIAL AREA

6" THICK

1/2" PREMOULDED EXPANSION JOINT

DEPRESSED CURB (TYP.)

5" THICK

5' TYP.

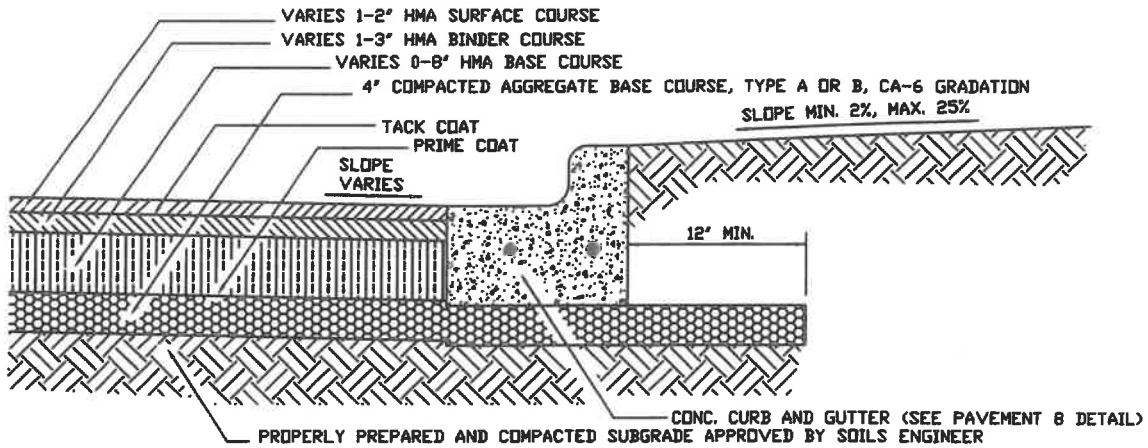
VILLAGE OF LOMBARD

PAVEMENT 4

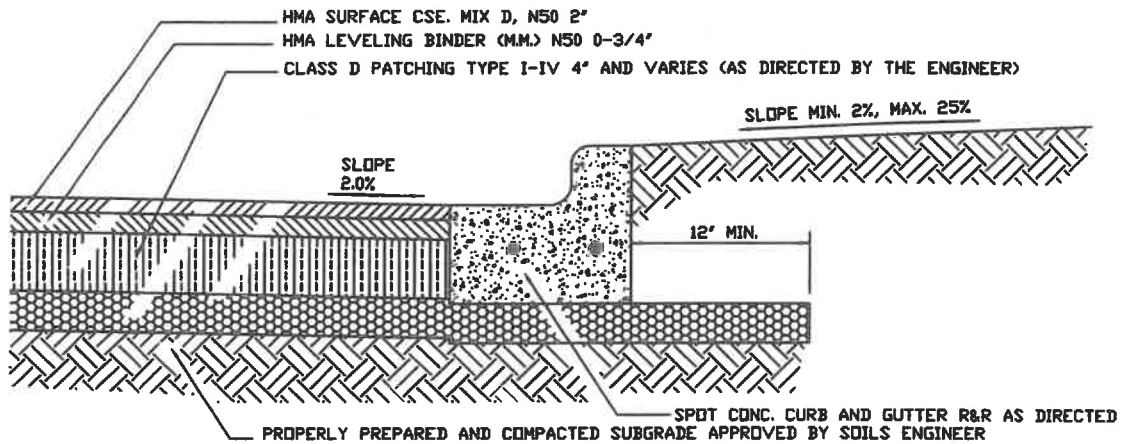
| | | | |
|-----------|------|-------|---------|
| REV.: | | REV.: | 3-26-99 |
| REV.: | ERH | DATE: | 2-16-98 |
| DRAWN BY: | VJGL | | |

SIDEWALK CONSTRUCTION

EXISTING X-SECTION



PROPOSED X-SECTION 2.5" GRIND/OVERLAY



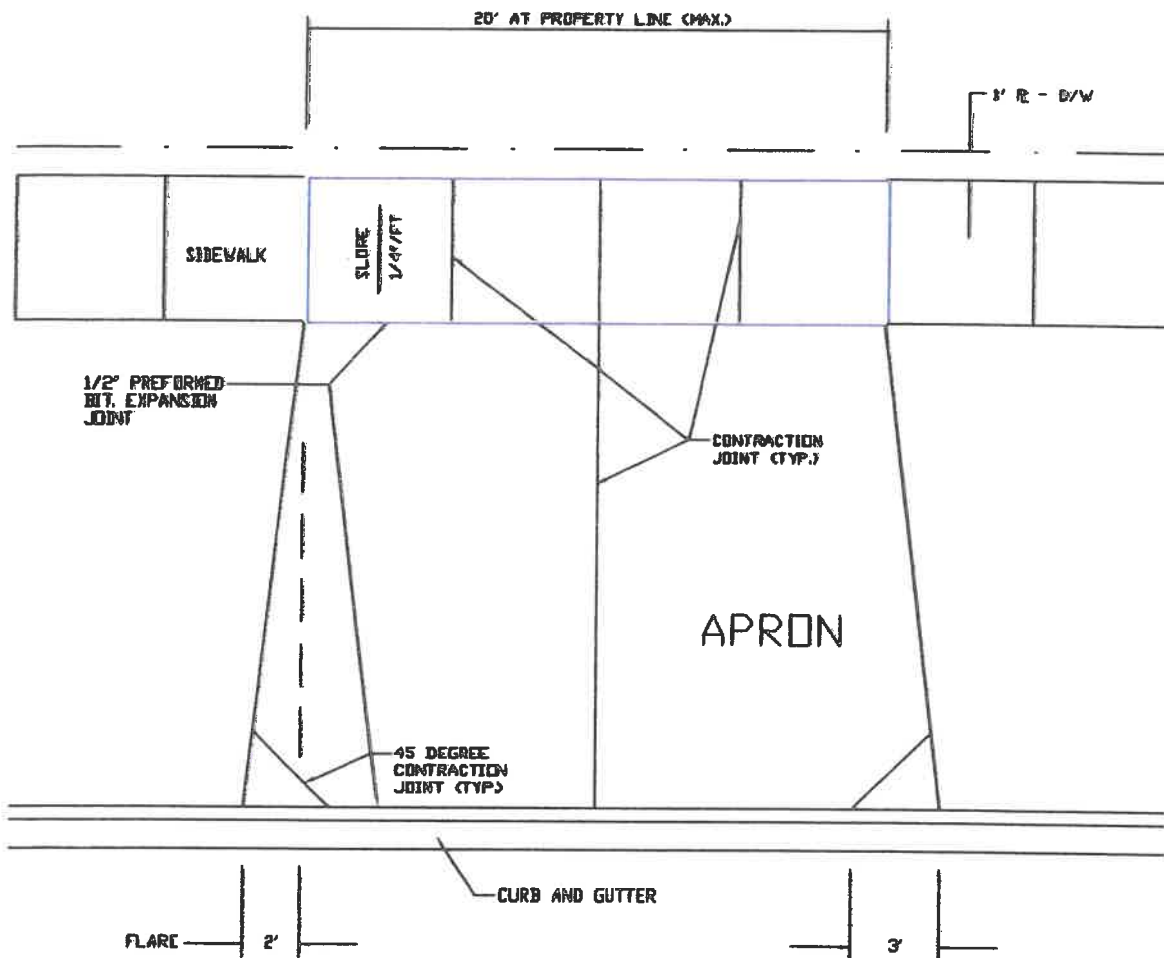
GENERAL NOTES:

| | | | |
|--|------|-------|---------|
| REV.: | RAH | REV.: | 3-23-16 |
| REV.: | ERH | REV.: | 8-15-01 |
| DRAWN BY: | VJGL | DATE: | 2-16-98 |
| H:\HOME\LADANG\DRAWINGS\DETAILS\CH400\PAVE-5.DWG | | | |

TYPICAL PAVEMENT CROSS-SECTION

VILLAGE OF LOMBARD

PAVEMENT 5



GENERAL NOTES:

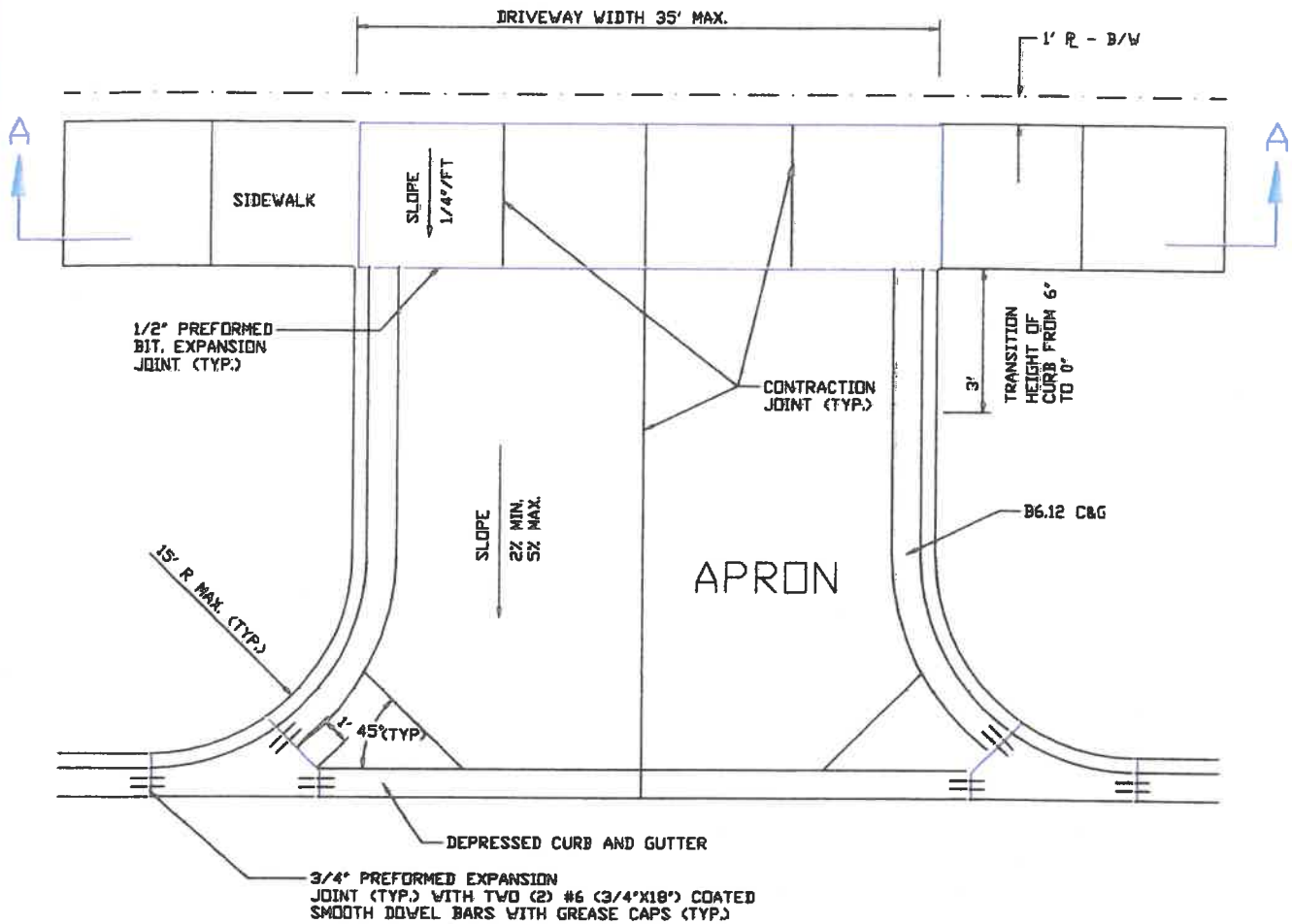
1. APRONS SHALL NOT EXCEED 20 FEET IN WIDTH MEASURED AT THE RIGHT-OF-WAY LINE.
2. ALL AGGREGATE SUB-BASE SHALL BE MECHANICALLY COMPACTED.
3. MINIMUM THICKNESS FOR APRONS: 6" P.C. CONCRETE ON 2" COMPACTED AGGREGATE SUB-BASE (CA-6 GRADATION), OR 3" BITUMINOUS SURFACE ON 6" COMPACTED AGGREGATE SUB-BASE (CA-6 GRADATION).
4. SIDEWALK SHALL EXTEND THROUGH THE DRIVEWAY.
5. DRIVEWAYS SHALL HAVE A MINIMUM SLOPE OF 2% AND A MAXIMUM SLOPE OF 8%.
6. DRIVEWAY APRONS SHALL HAVE A MINIMUM SLOPE OF 2% AND A MAXIMUM SLOPE OF 5%.
7. PATCHES ARE NOT ALLOWED IN NEW APRONS.

| | |
|---|---------------|
| REV: | REV: |
| REV: ERH | REV: 3-20-99 |
| DRAWN BY: VJGL | DATE: 2-16-98 |
| HYDREVLAD.DRAWINGS\DETAILS\CONDRPVE-6.DWG | |

RESIDENTIAL
DRIVEWAY APRON

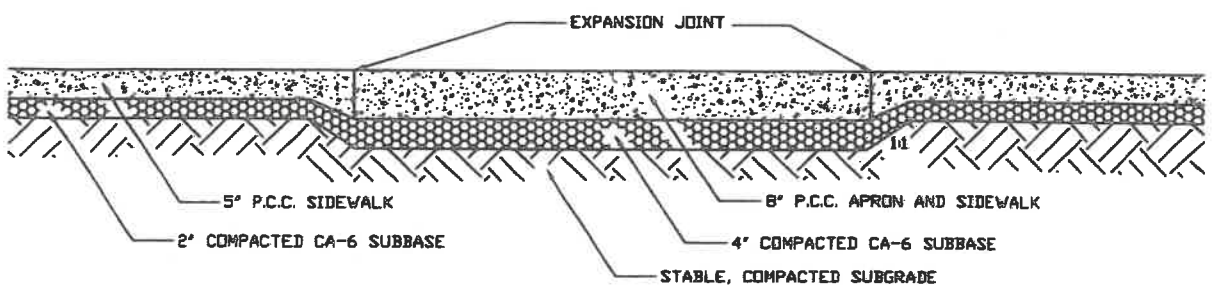
VILLAGE OF LOMBARD

PAVEMENT 6



NOTE:
ALL AGGREGATE SUBGRADE SHALL
BE MECHANICALLY COMPACTED.

PLAN



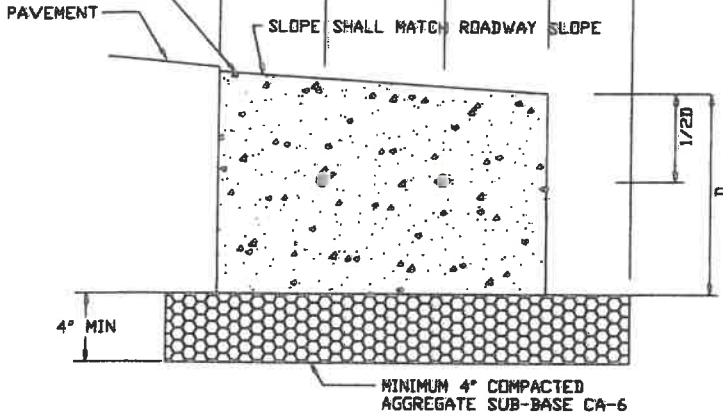
SECTION A-A

| | | | |
|---|------|-------|----------|
| REV.: | DRG | REV.: | 10-07-15 |
| REV.: | ERH | REV.: | 3-20-99 |
| DRAWN BY: | VJGL | DATE: | 2-16-98 |
| H:\HOME\ADANG\DRAWINGS\DETAILS\CH400\PAVE-7.DWG | | | |

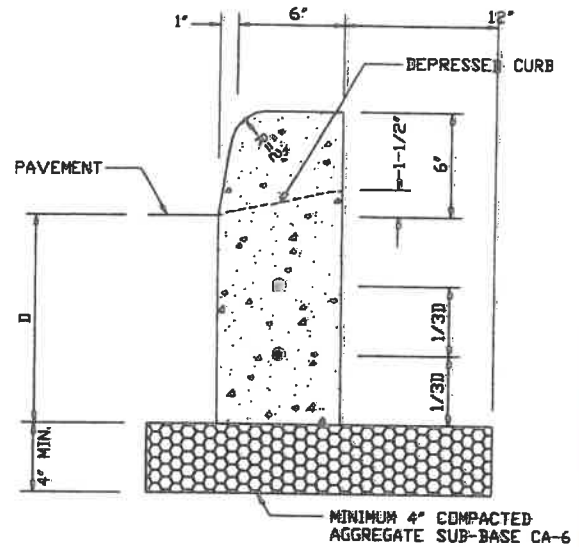
**COMMERCIAL
DRIVEWAY APRON**

VILLAGE OF LOMBARD
PAVEMENT 7

MAINTAIN ASPHALT SURFACE 1/4" ABOVE GUTTER FLAG.

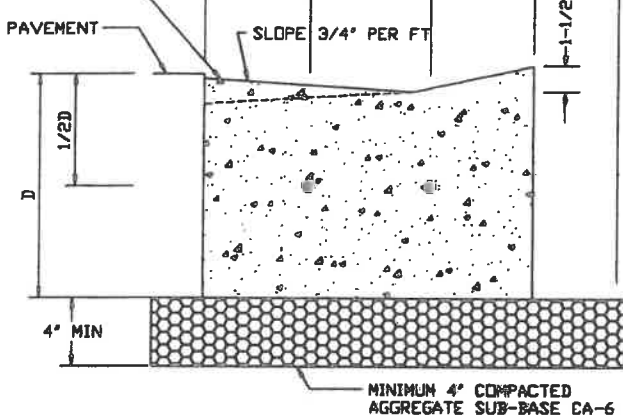


18" CONCRETE GUTTER



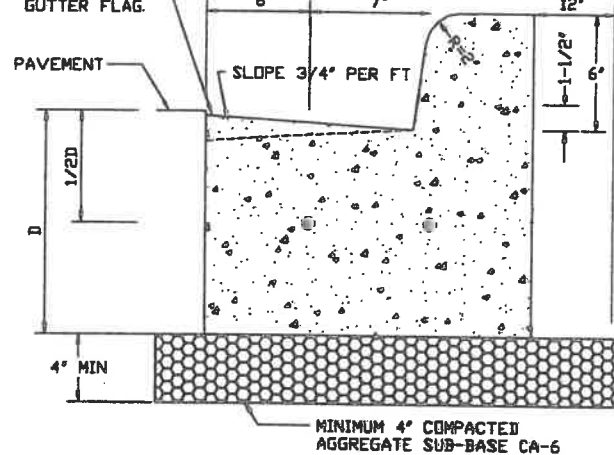
6" CONCRETE CURB TYPE B

MAINTAIN ASPHALT SURFACE 1/4" ABOVE GUTTER FLAG.



DEPRESSED COMBINATION CURB & GUTTER

MAINTAIN ASPHALT SURFACE 1/4" ABOVE GUTTER FLAG.



COMBINATION CURB & GUTTER

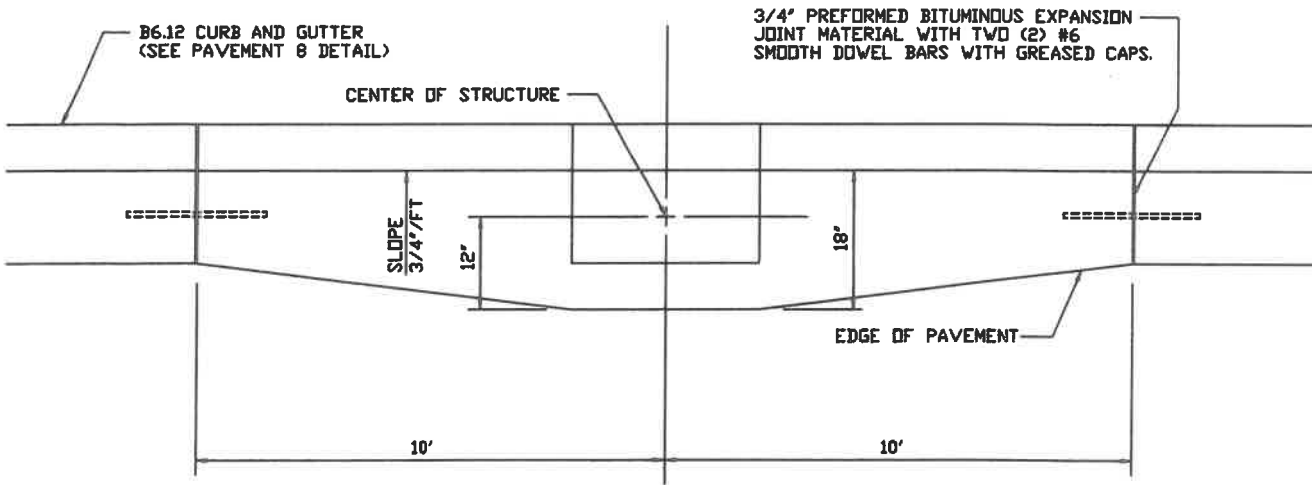
GENERAL NOTES:

1. 3/4" PREFORMED BITUMINOUS EXPANSION JOINT MATERIAL WITH TWO #6 COATED SMOOTH DOWEL BARS (3/4" DIAMETER X 18") WITH GREASED CAPS SHALL BE PLACED EVERY 45 FEET. THEY SHALL ALSO BE PLACED AT 10' EITHER SIDE OF DRAINAGE STRUCTURES, P.C.'S, RADIUS POINTS, AND BACK OF CUL-DE-SACS. WHEN EXPANSION JOINTS ARE CONSTRUCTED ADJACENT TO EXISTING CURB AND GUTTER, THE EXISTING CURB SHALL BE DRILLED, AND TWO # 6 COATED SMOOTH DOWEL BARS (3/4" DIAMETER X 18") SHALL BE GROUTED IN PLACE. GREASE CAPS SHALL BE PLACED ON THE SIDE OF THE NEW CURB AND GUTTER AND SHALL HAVE A PINCHED STOP THAT WILL PROVIDE A MINIMUM 1" EXPANSION.
2. TOOLED CONTROL JOINTS OR SAWCUTS SHALL BE MADE EVERY 15 FEET.
3. SAWCUTS SHALL BE MADE WITHIN TWENTY-FOUR (24) HOURS AND SEALED WITH A VILLAGE APPROVED JOINT SEALANT. JOINTS SHALL BE CLEAN AND DRY PRIOR TO APPLICATION OF SEALANT.
4. TWO (2) #4 REBARS SHALL BE PLACED CONTINUOUS THROUGHOUT THE CURB AND GUTTER.
5. THE MINIMUM DEPTH OF THE CURB SHALL BE 9".

| | | | |
|-----------|------|-------|----------|
| REV.1 | DRG | REV.1 | 03-25-16 |
| REV.1 | DRG | REV.1 | 02-05-15 |
| DRAWN BY: | VJGL | DATE: | 2-16-98 |

CURB AND GUTTER

VILLAGE OF LOMBARD
PAVEMENT 8

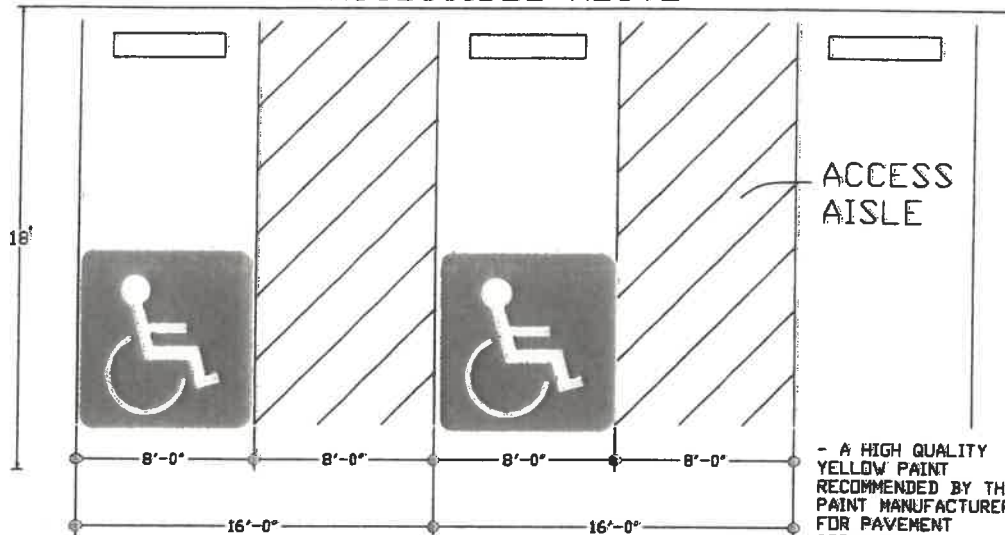


GENERAL NOTES:

1. STORM SEWER CASTING SHALL BE NEENAH R-3277-A, EAST JORDAN 7220, OR EQUIVALENT AS APPROVED BY THE VILLAGE ENGINEER.

| | | | | | |
|----------|------|-------|---------|--------------------------------------|--------------------|
| EV.: | DRG | REV.: | 4-10-17 | STORM SEWER INLET CURB AND GUTTER | VILLAGE OF LOMBARD |
| EV.: | FRH | REV.: | 5-17-10 | | |
| RAWN BY: | VJGL | DATE: | 2-16-98 | | PAVEMENT 9 |

ACCESSIBLE ROUTE



STANDARD IL DESIGN



R7-8

THIS IS A STANDARD SIGN AND MAY BE ORDERED FROM ANY TRAFFIC SIGN SUPPLIER BY NUMBER. THE ARROW SHOULD BE OMITTED WHERE THERE IS ONLY ONE SPACE. THE ARROW MAY ALSO BE MADE TO POINT IN ONLY ONE DIRECTION. THE SIGN MUST BE SUPPLEMENTED WITH THE ILLINOIS STANDARD R7-I101 PLATE GIVING THE AMOUNT OF THE FINE FOR ILLEGALLY PARKING IN THE RESERVED SPACE(S).



ILLINOIS STANDARD R7-I101

THIS PLATE MAY BE MOUNTED DIRECTLY BELOW THE R7-8 SIGN OR COMBINED WITH THAT SIGN ON A SINGLE 12" BY 24" PANEL. WHERE A FINE IN EXCESS OF \$100 IS ESTABLISHED BY A MUNICIPALITY BY ORDINANCE IN ACCORDANCE WITH THE STATUTES, THE ACTUAL AMOUNT OF THE FINE SHOULD BE SHOWN.

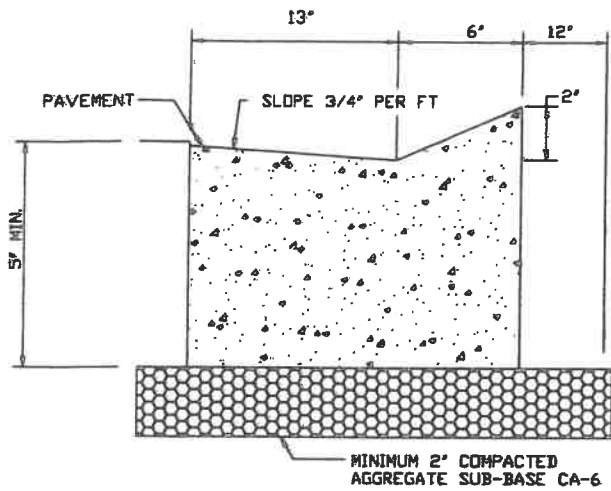
| | | | |
|--|-----|-------|----------|
| REV.: | ERH | REV.: | 08-01-06 |
| REV.: | ERH | REV.: | 09-16-02 |
| DRAWN BY: | RTL | DATE: | 7-20-99 |
| H:\HOME\LADANG\DRAWINGS\DETAILS\CH400\PAVE-2.BVG | | | |

HANDICAP STALL

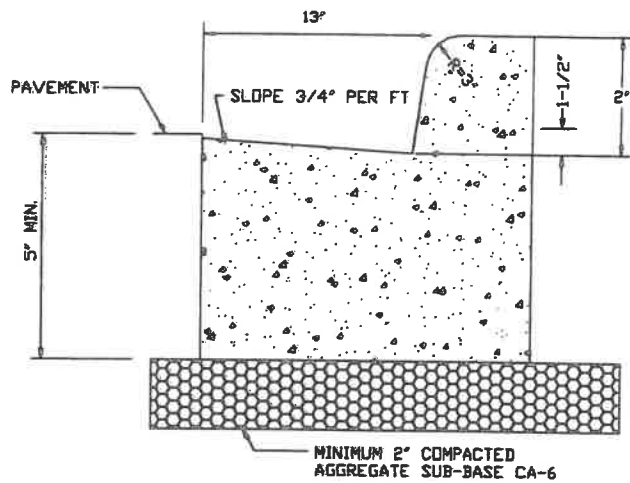
VILLAGE OF LOMBARD

PAVEMENT 14

CONCRETE

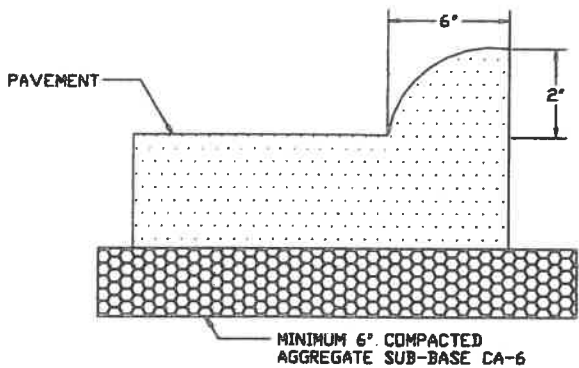


DEPRESSED COMBINATION CURB & GUTTER

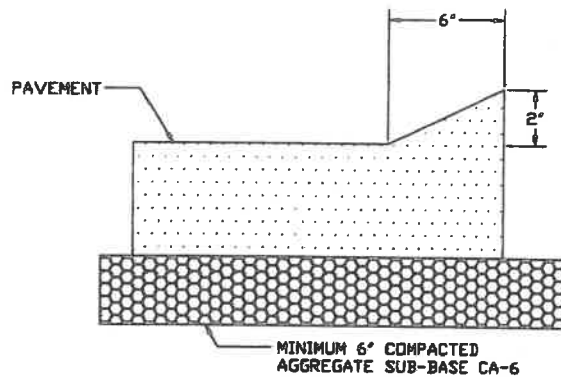


COMBINATION CURB & GUTTER

ASPHALT



ROLLED ASPHALT CURB AND GUTTER



DEPRESSED ASPHALT CURB AND GUTTER

CONCRETE GENERAL NOTES:

1. TOOLED CONTROL JOINTS OR SAWCUTS SHALL BE MADE EVERY 15 FEET.
2. SAWCUTS SHALL BE MADE WITHIN TWENTY-FOUR (24) AND SEALED WITH A VILLAGE APPROVED JOINT SEALANT. JOINTS SHALL BE CLEAN AND DRY PRIOR TO THE APPLICATION OF SEALANT.

ASPHALT GENERAL NOTES:

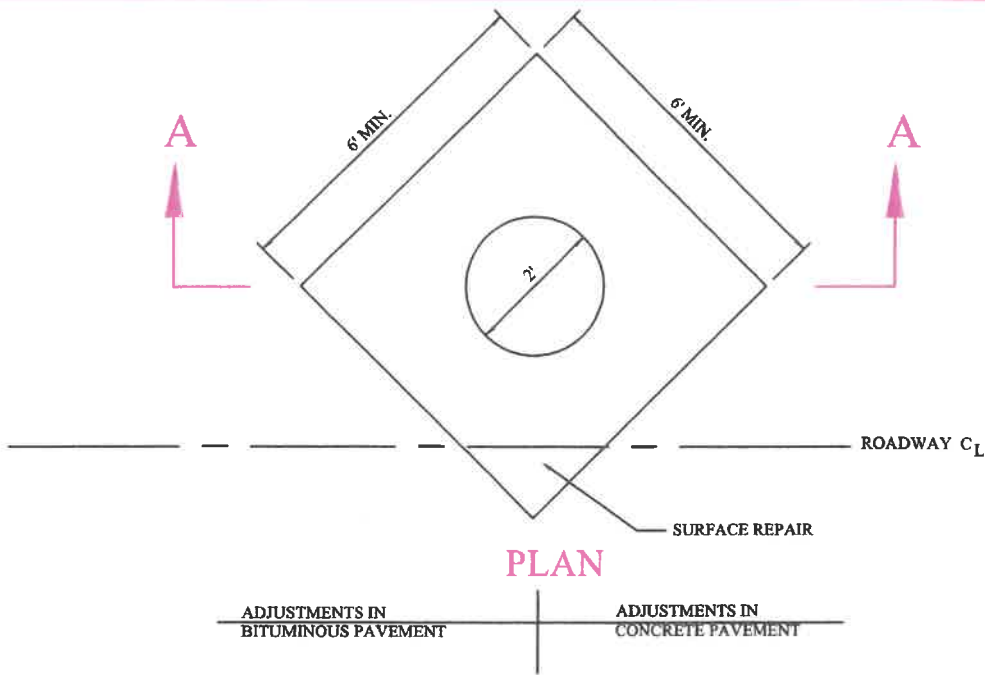
1. HAND TAMP 2" CURB IN PLACE.

| | | |
|-----------|-----|------------------|
| REV.: | | |
| REV.: | DRG | REV. 02/05/2015 |
| DRAWN BY: | MTM | DATE: 08/06/2014 |

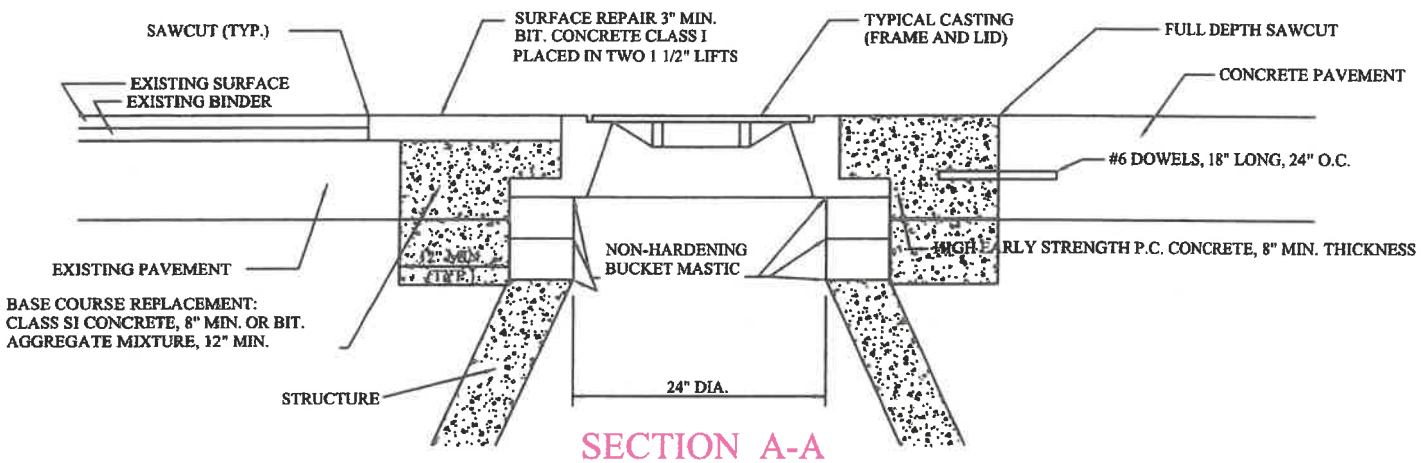
Driveway Curb Edge

VILLAGE OF LOMBARD

PAVEMENT 15



PLAN



SECTION A-A

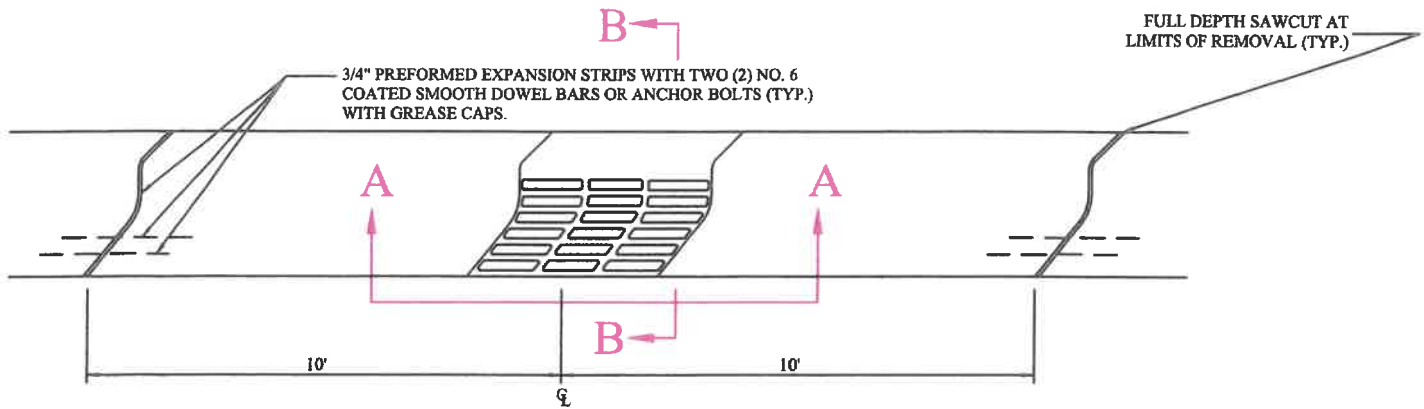
GENERAL NOTES:

1. PROVIDE CA-6 BACKFILL AROUND MANHOLE TO SUBGRADE ELEVATION.
2. WHEN THE FRAME DOES NOT MEET THE PROPOSED ELEVATION, ADJUSTING RINGS SHALL BE USED FOR FINAL ADJUSTMENT. A MAXIMUM OF 3 ADJUSTING RINGS MAY BE USED TO A MAXIMUM HEIGHT OF 12 INCHES. CONCRETE, RUBBERIZED, HIGH DENSITY EXPANDED POLYSTYRENE WITH A POLYUREA COATING OR EXPANDED POLYPROPYLENE RINGS MAY BE USED (ALL RINGS MUST BE IDOT APPROVED). CONCRETE RINGS MAY BE NO LESS THAN 3 INCHES THICK. EACH RING SHALL BE SEALED UNDERNEATH THE FRAME PER THE PRODUCT MANUFACTURERS SPECIFICATIONS WITH THE APPROVAL OF THE ENGINEER.
3. PRECAST ADJUSTING RINGS SHALL BE REINFORCED WITH NO. 3 GAUGE WIRE OR EQUIVALENT AND SHALL HAVE A MINIMUM THICKNESS OF 3 INCHES.
4. WHEN ADJUSTMENTS ARE LOCATED IN TRAVEL LANES, THEY SHALL BE PROTECTED BY A BARRICADE WITH 2 FLASHING LIGHTS, 2 BARRICADES EACH WITH A SINGLE FLASHING LIGHT OR COVERED BY A 1 INCH STEEL PLATE PROVIDED AND MAINTAINED BY THE CONTRACTOR UNTIL THE SURFACE RESTORATION IS COMPLETE.
5. WHEN ADJUSTMENTS TEMPORARILY RAISE A CASTING ABOVE THE ELEVATION OF THE PAVEMENT SURFACE, IN AREAS SUBJECTED TO VEHICULAR TRAFFIC, A BITUMINOUS RAMP SHALL BE TRANSITIONED A DISTANCE OF 1 FOOT HORIZONTAL FOR EACH INCH OF VERTICAL DISTANCE ABOVE THE EXISTING PAVEMENT. SUCH RAMPS SHALL BE MAINTAINED BY THE CONTRACTOR UNTIL THE COMPLETION OF THE SURFACE RESTORATION.
6. FOR BOTH CONCRETE AND ASPHALT ROADS, THE BASE COURSE REPLACEMENT (CONCRETE COLLAR) SHALL BE EXTENDED DOWN TO THE TOP OF THE CONE SECTION.

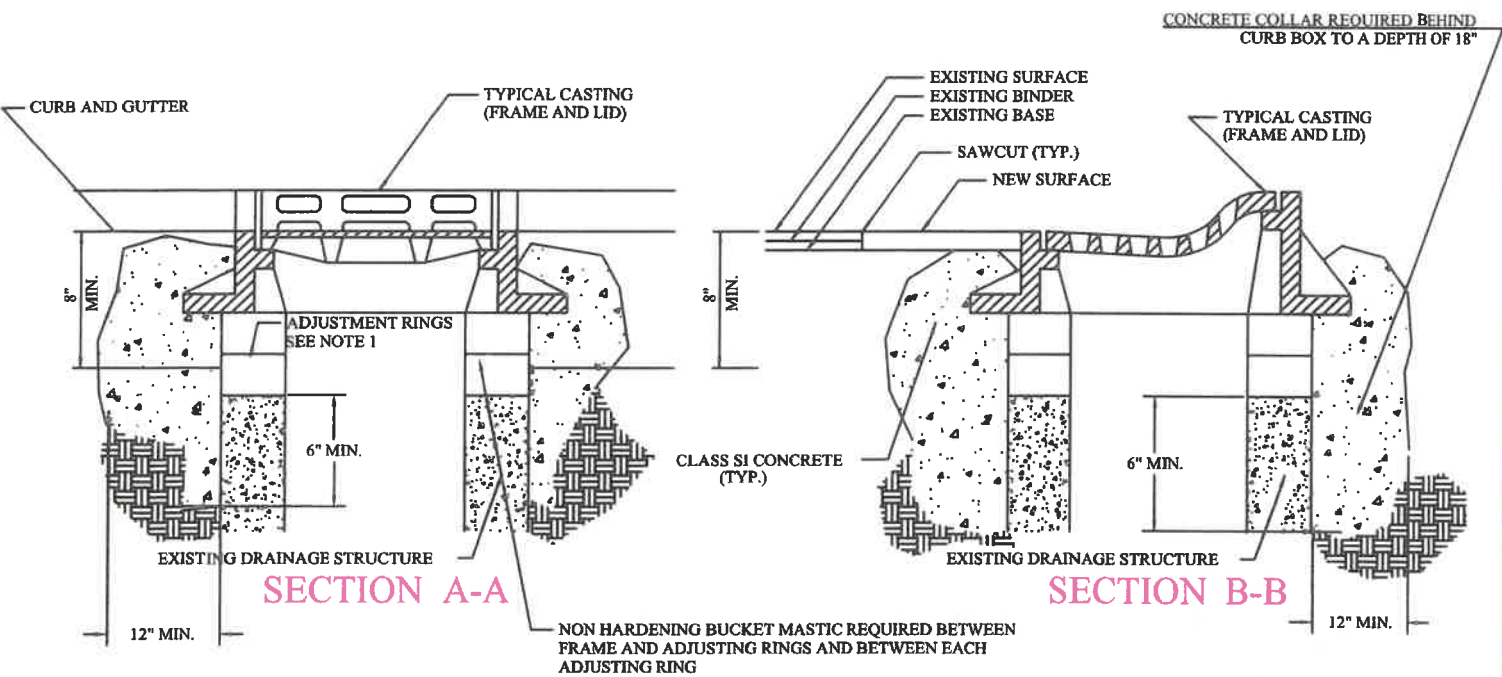
| | | | |
|-----------|------|-------|----------|
| REV.: | ERH | REV.: | 08-23-06 |
| REV.: | ERH | REV.: | 07-14-99 |
| DRAWN BY: | VJGL | DATE: | 02-16-98 |

CASTING ADJUSTMENTS FOR STRUCTURES IN PAVED AREAS

VILLAGE OF LOMBARD
STORM 7



REMOVE AND REPLACE CURB A MINIMUM OF 10' EITHER SIDE OF STRUCTURE OR TO THE NEAREST EXPANSION JOINT (WHICHEVER IS CLOSEST)



GENERAL NOTES:

1. WHEN THE FRAME DOES NOT MEET THE PROPOSED ELEVATION, ADJUSTING RINGS SHALL BE USED FOR FINAL ADJUSTMENT. A MAXIMUM OF 3 ADJUSTING RINGS MAY BE USED TO A MAXIMUM HEIGHT OF 12 INCHES. CONCRETE, RUBBERIZED, HIGH DENSITY EXPANDED POLYSTYRENE WITH A POLYURIA COATING OR EXPANDED POLYPROPYLENE RINGS MAY USED (ALL RINGS MUST BE IDOT APPROVED). CONCRETE RINGS MAY BE NO LESS THAN THREE INCHES THICK. EACH RING SHALL BE SEALED UNDERNEATH THE FRAME PER THE PRODUCT MANUFACTURERS SPECIFICATIONS WITH THE APPROVAL OF THE ENGINEER.
2. PRECAST ADJUSTING RINGS SHALL BE REINFORCED WITH NO. 3 GAUGE WIRE OR EQUIVALENT AND SHALL HAVE A MINIMUM THICKNESS OF 3 INCHES.
3. A CONCRETE COLLAR PLACED TO A MINIMUM DEPTH OF 12 INCHES BEHIND THE CURB BOX AND MINIMUM OF 18 INCHES BELOW GRADE IS REQUIRED
4. MORTAR SHALL NOT BE USED TO DRESS UP ADJUSTING RINGS.
5. ALL REMOVABLE CASTINGS SHALL BE ORIENTED SO THE OPENING IN THE GRATE PROVIDES THE MAXIMUM HYDRAULIC EFFICIENCY.

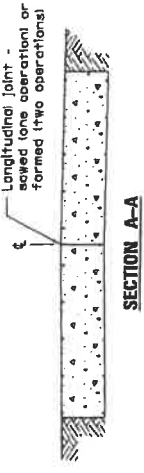
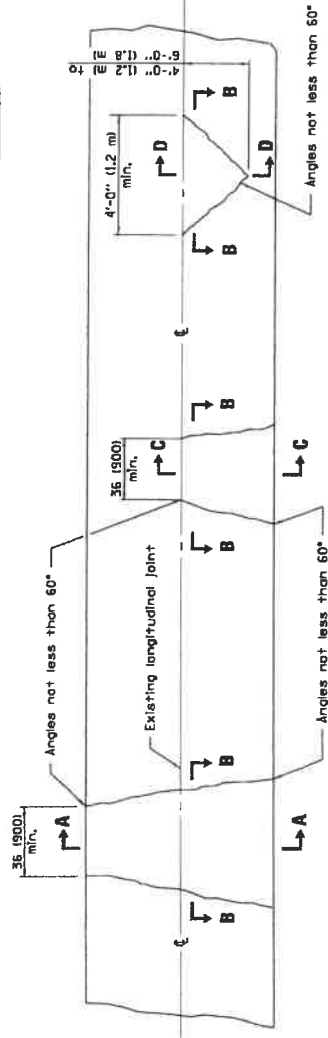
| | | | |
|-----------|------|-------|----------|
| REV.: | ERH | REV.: | 12-06-05 |
| REV.: | ERH | REV.: | 03-16-99 |
| DRAWN BY: | VJGL | DATE: | 02-16-98 |

CASTING ADJUSTMENTS FOR STRUCTURES IN THE CURB LINE

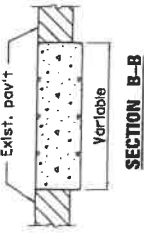
VILLAGE OF LOMBARD
STORM 8

IDOT STANDARD DETAILS

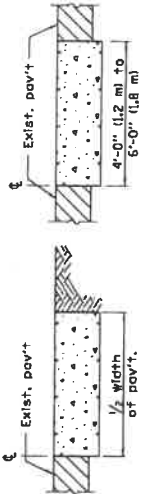
CLASS C



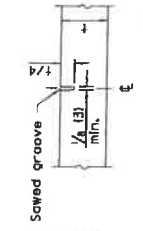
SECTION A-A



SECTION B-B



SECTION C-C

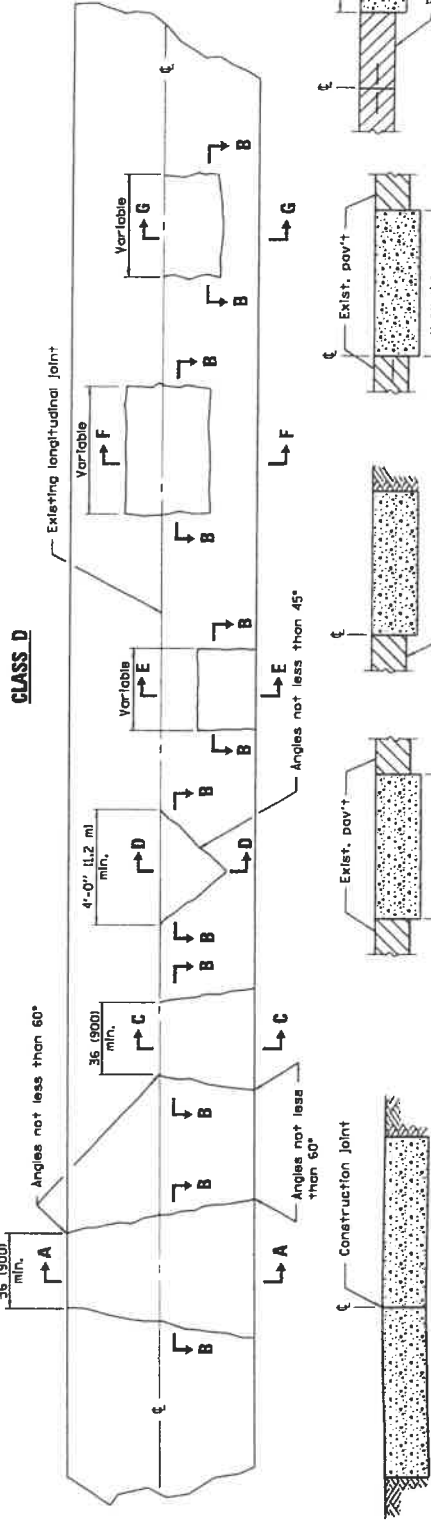


SECTION D-D

DETAIL OF SAWED CONTRACTION JOINT

Note: Longitudinal joints shall be as detailed on Standard 420001, except tie bars are not required for patches 20'-0" (6.0 m) or less in length.

CLASS D



SECTION A-A

IBuilt in two operations

SECTION B-B

SECTION C-C

SECTION D-D

SECTION E-E

SECTION F-F

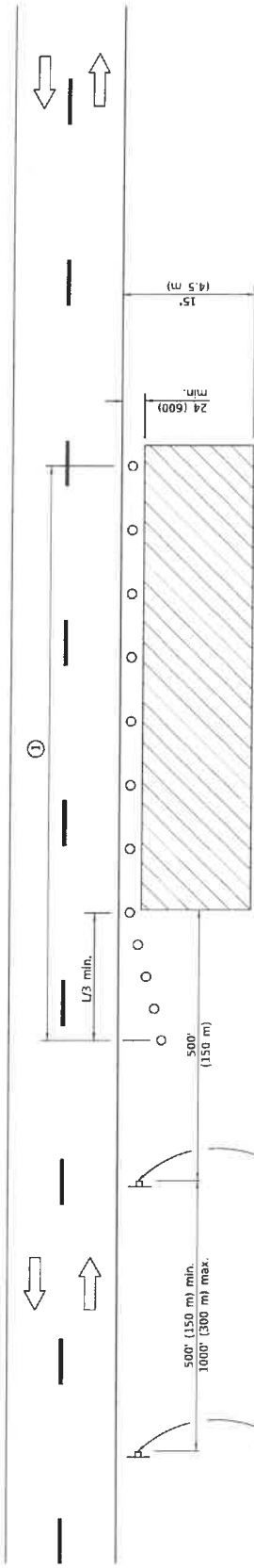
IBuilt in two operations

GENERAL NOTES
Existing tie bars shall be either cut or removed. Marginal bars shall be cut.
All dimensions are in inches (millimeters) unless otherwise shown.

Illinois Department of Transportation
 PASSED JANUARY 1, 2008
 ENGINEER OF POLICY AND PROCEDURES
 APPROVED [Signature] 2008
 [Signature]
 ENGINEER OF DESIGN AND ENVIRONMENT

| DATE | REVISIONS |
|--------|-------------------------------------|
| 1-1-08 | Switched units to English (metric). |
| 1-1-07 | Revised Note for Class C patches. |

CLASS C and D PATCHES
 STANDARD 442201-03



For contract construction projects

W20-103(O)-48

For maintenance and utility projects

W20-104-48

W21-101-48

① When the work operation exceeds one hour, cones, drums or barricades shall be placed at 25' (8 m) centers for L3 distance, and at 50' (15 m) centers through the remainder of the work area.

TYPICAL APPLICATIONS

- Utility operations
- Culvert changes
- Side slope changes
- Guardrail installation and maintenance
- Delimiting operations
- Landscaping operations
- Shoulder repair
- Sign installation and maintenance

SYMBOLS

- Work area
- Sign
- Cone, drum or barricade

GENERAL NOTES

This Standard is used where any vehicles, equipment, workers or their activities will encroach in the area 15' (4.5 m) to 24' (600) from the edge of pavement.

Calculate L as follows:

| SPEED LIMIT | FORMULAS | FORMULAS (Metric) |
|------------------------------|-----------------------|-----------------------|
| 40 mph (70 km/h) or less: | $L = \frac{WS^2}{60}$ | $L = \frac{WS^2}{60}$ |
| 45 mph (80 km/h) or greater: | $L = \frac{WS^2}{60}$ | $L = 0.65(W)(S)$ |

W = Width of offset in feet (meters)
S = Normal posted speed mph (km/h)

All dimensions are in inches (millimeters) unless otherwise shown.

OFF-RD OPERATIONS, 2L, 2W, 15' (4.5 m) TO 24" (600 mm) FROM PAVEMENT EDGE

STANDARD 701006-05

| DATE | REVISIONS |
|--------|--|
| 1-1-14 | Revised workers sign number to agree with current MUTCD. |
| 1-1-13 | Omitted text 'WORKERS' sign. |

Illinois Department of Transportation

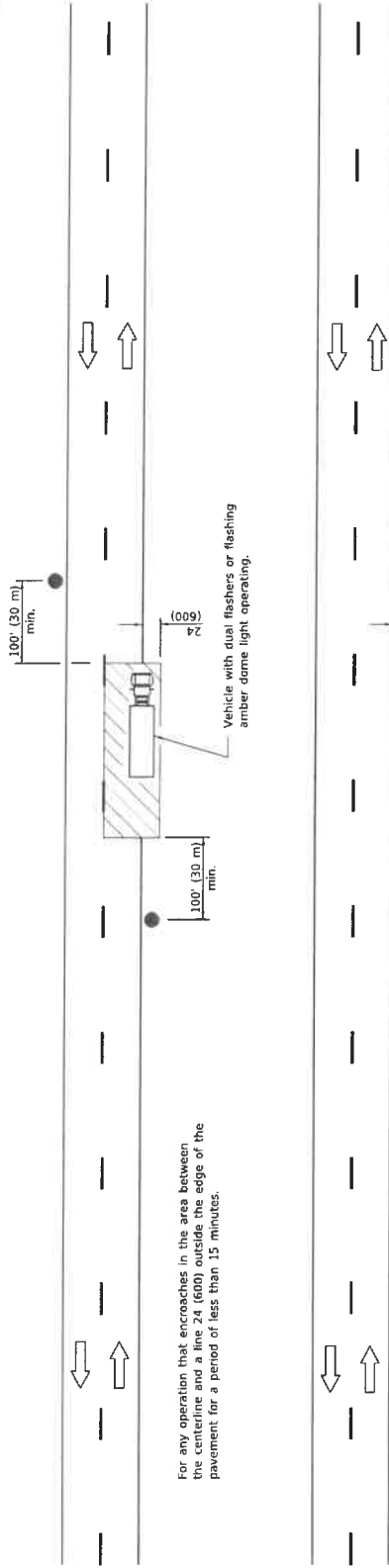
ISSUED 1-1-97

JANUARY 2014

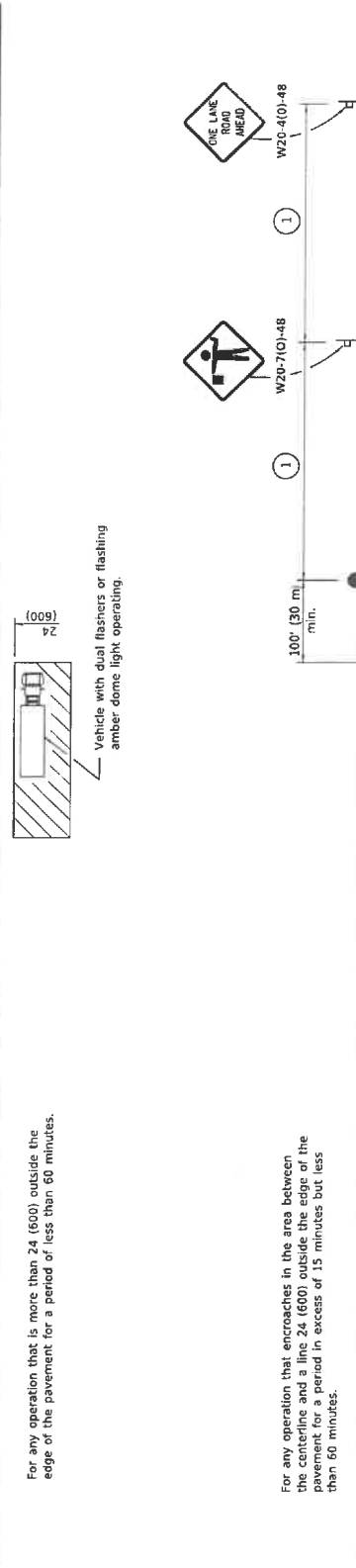
APPROVED

ENGINEER OF SAFETY ENGINEERING

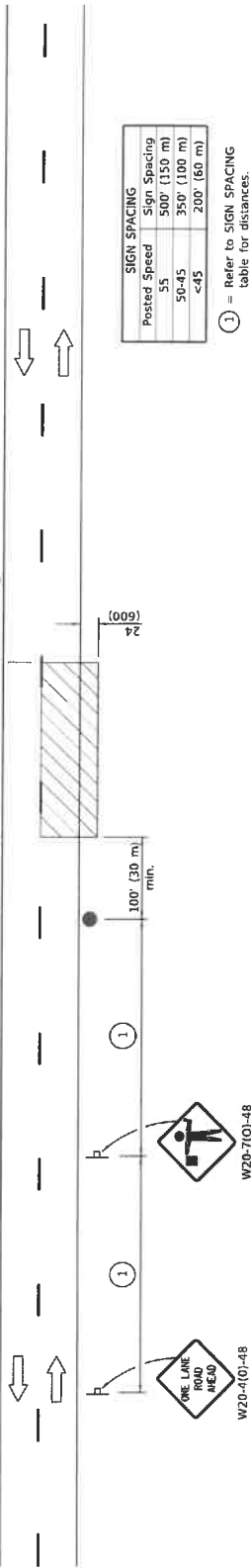
ENGINEER OF DESIGN AND ENVIRONMENT



For any operation that encroaches in the area between the centerline and a line 24 (600) outside the edge of the pavement for a period of less than 15 minutes.



For any operation that is more than 24 (600) outside the edge of the pavement for a period of less than 60 minutes.



For any operation that encroaches in the area between the centerline and a line 24 (600) outside the edge of the pavement for a period in excess of 15 minutes but less than 60 minutes.

| Posted Speed | Sign Spacing |
|--------------|--------------|
| 55 | 500' (150 m) |
| 50-45 | 350' (100 m) |
| <45 | 200' (60 m) |

① = Refer to SIGN SPACING table for distances.

All dimensions are in inches (millimeters) unless otherwise shown.

TYPICAL APPLICATIONS

- Marking patches
- Field survey
- String line
- Utility operations
- Cleaning up debris on pavement

SYMBOLS

- Work area
- Sign on portable or permanent support
- Flagger with traffic control sign

LANE CLOSURE, 2L, 2W, SHORT TIME OPERATIONS

| DATE | REVISIONS |
|--------|-------------------------------------|
| 1-1-11 | Revised flagger sign. |
| 1-1-09 | Switched units to English (metric). |

STANDARD 701301-04

Illinois Department of Transportation

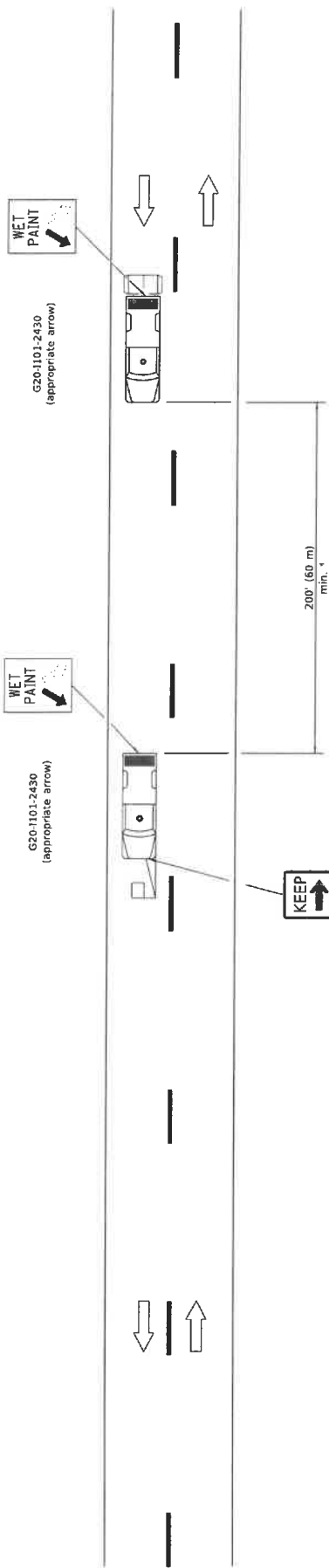
ISSUED 1-1-97

PASSED 2011

ENGINEER OF SAFETY ENGINEERING

APPROVED 2011

ENGINEER OF DESIGN AND ENVIRONMENT



* Distance varies depending on terrain and susceptibility of pavement, marking or crack sealant to wheel tracking.

TYPICAL APPLICATIONS

- Landscaping work
- Utility work
- Pavement marking
- Weed spraying
- Roadometer measurements
- Debris cleanup
- Crack pouring

SYMBOLS

- Arrow board (Hazard Mode only)
- Truck with headlights, emergency flashers and flashing amber light (visible from all directions)
- 18x18 (450x450) min. orange flag (use when guide wheel is used)
- Truck mounted attenuator

GENERAL NOTES

This Standard is used where any vehicle, equipment, workers or their activities will require a continuous moving operation where the average speed is greater than 3 mph (5 km/h).

For shoulder operations not encroaching on the pavement, use DETAIL A, Standard 701426. All dimensions are in inches (millimeters) unless otherwise shown.

Illinois Department of Transportation

PASSED JANUARY 1, 2009

ENGINEER OF OPERATIONS

APPROVED JANUARY 1, 2009

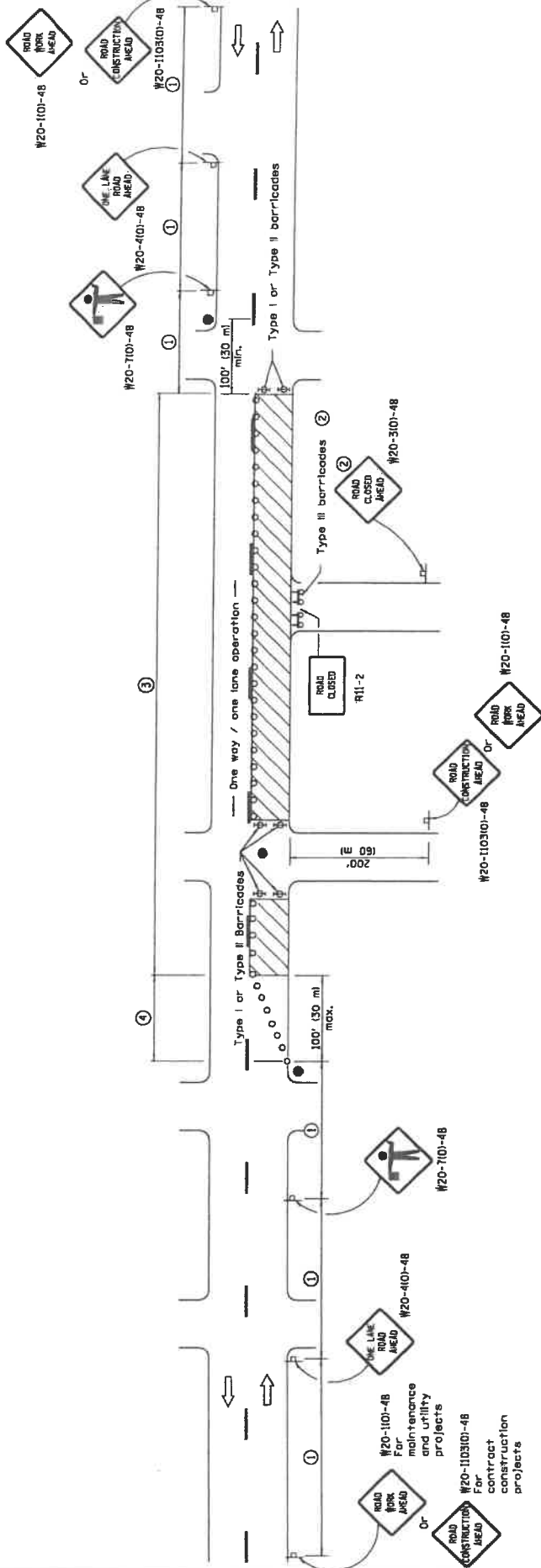
ENGINEER OF DESIGN AND ENVIRONMENT

ISSUED 1-1-97

| DATE | REVISIONS |
|--------|--|
| 1-1-09 | Switched units to English (metric). Omitted Pass With Care sign. Elim. speed restrictions in Standard title. |
| 1-1-00 | |

LANE CLOSURE 2L, 2W MOVING OPERATIONS-DAY ONLY

STANDARD 701311-03



| Posted Speed | Sign Spacing |
|--------------|--------------|
| ≥ 35 | 500'-1150' m |
| 50-45 | 350'-1100' m |
| < 45 | 200'-160' m |

SYMBOLS

- ▨ Work area
- Cone, drum or barricade (not required for moving operations)
- ⊥ Sign on portable or permanent support
- Flagger with traffic control sign
- ⊕ Barricade or drum with flashing light
- ⊕ Type III barricade with flashing lights

- ① Refer to SIGN SPACING TABLE for distances.
- ② For approved alderwood closures.
- ③ Cones at 25' (8 m) centers for 250' (75 m). Additional cones may be placed at 50' (15 m) centers. When drums or Type I or Type II barricades are used, the interval between devices may be doubled.
- ④ Cones, drums or barricades at 20' (6 m) centers.

GENERAL NOTES

This Standard is used where at any time, day or night, any vehicle, equipment, workers or their activities encroach on the pavement requiring the closure of one traffic lane in an urban area.

All dimensions are in inches (millimeters) unless otherwise shown.

Illinois Department of Transportation

APPROVED: *January 2011*
James L. Smith
 ENGINEER OF SAFETY ENGINEERING
 APPROVED: *January 2011*
Smith
 ENGINEER OF DESIGN AND ENVIRONMENT

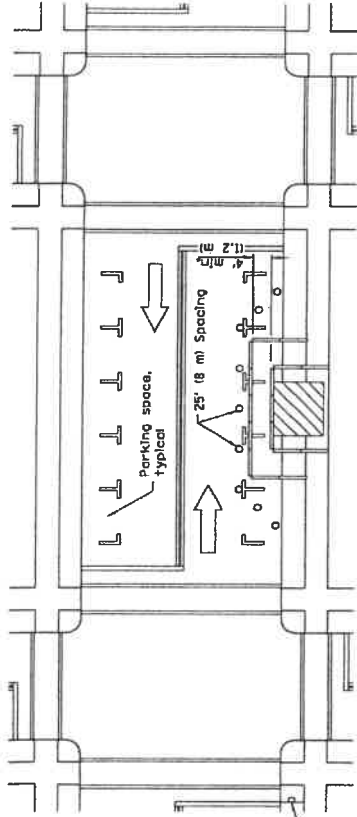
ISSUED 1-1-97

| DATE | REVISIONS |
|--------|-------------------------------------|
| 1-1-11 | Revised flagger sign. |
| 1-1-09 | Switched units to English (metric). |
| | Corrected sign No.'s. |

**URBAN LANE CLOSURE,
2L, 2W, UNDIVIDED**

STANDARD 701501-06

① Omit whenever duplicated by road work traffic control.

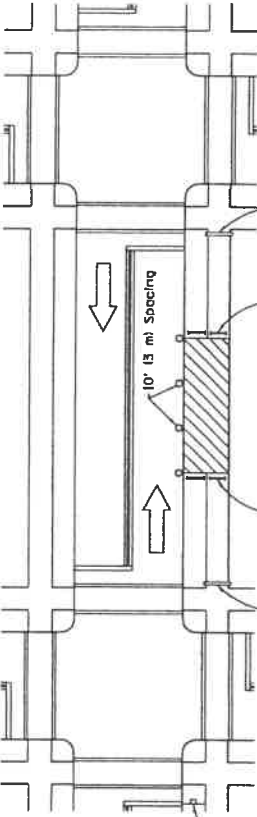


#20-1103101-48 for contract construction projects



or

#20-1101-48 for maintenance and utility projects



#20-1103101-48 for contract construction projects



#20-1101-48 for maintenance and utility projects



SIDEWALK DIVERSION

SIDEWALK CLOSURE

SYMBOLS

- Work area
- Sign on portable or permanent support
- Barricade or drum
- Cone, drum or barricade
- Type III barricade
- Detectable pedestrian channelizing barricade

GENERAL NOTES

This Standard is used where, at any time, pedestrian traffic must be rerouted due to work being performed.

This Standard must be used in conjunction with other Traffic Control & Protection Standards when roadway traffic is affected.

Temporary facilities shall be detectable and accessible.

The temporary pedestrian facilities shall be provided on the same side of the closed facilities whenever possible.

The SIDEWALK CLOSED / USE OTHER SIDE sign shall be placed at the nearest crosswalk or intersection to each end of the closure. Where the closure occurs at a corner, the signs shall be erected on the corners across the street from the closure. The SIDEWALK CLOSED signs shall be used at the ends of the actual closures.

Type III barricades and R11-2-4830 signs shall be used as shown in ROAD CLOSED TO ALL TRAFFIC detail on Standard 701801.

All dimensions are in inches (millimeters) unless otherwise shown.

| DATE | REVISIONS |
|--------|--|
| 4-1-16 | Omitted orange safety fence from standard as this is covered in the std. spec. |
| 1-1-12 | Added SIDEWALK DIVERSION. Modified appearance of plan views. Renamed Std. |

SIDEWALK, CORNER OR CROSSWALK CLOSURE

(Sheet 1 of 2)

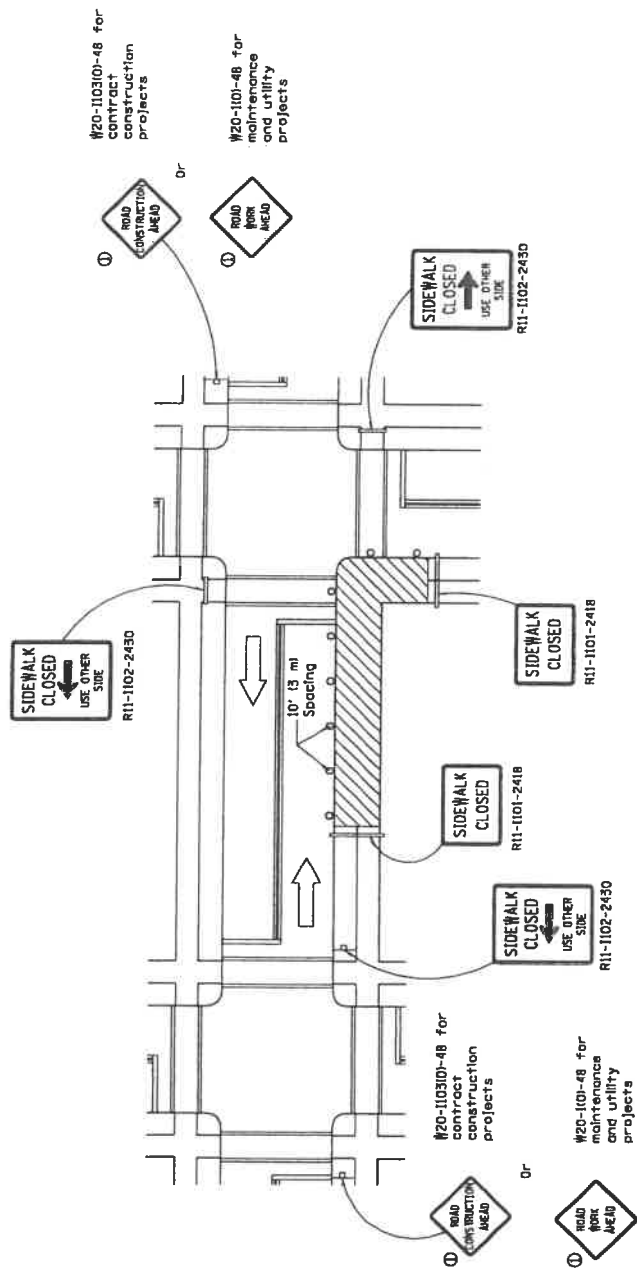
STANDARD 701801-06

Illinois Department of Transportation
 APPROVED April 1, 2016
 ENGINEER OF SAFETY ENGINEERING
 APPROVED April 1, 2016
 ENGINEER OF DESIGN AND SURVEYMENT
 ISSUED 1-1-97

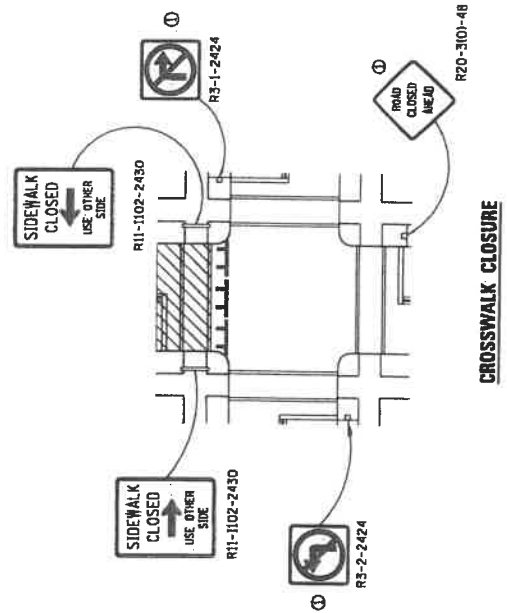
Illinois Department of Transportation
 ISSUED 1-1-97
 APPROVED: [Signature] APR 11 2016
 ENGINEER OF SAFETY ENGINEERING
 APPROVED: [Signature] APR 11 2016
 ENGINEER OF DESIGN AND ENVIRONMENT

**SIDEWALK, CORNER OR
 CROSSWALK CLOSURE**

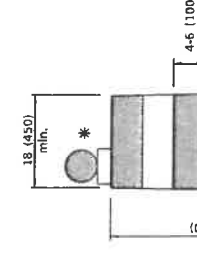
(Sheet 2 of 2)
 STANDARD 701801-06



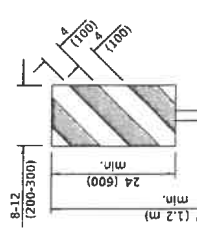
CORNER CLOSURE



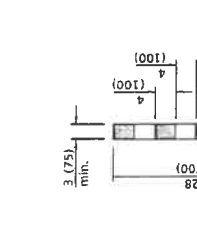
CROSSWALK CLOSURE



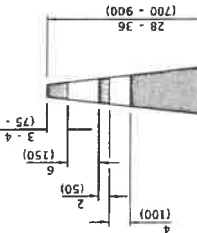
DRUM



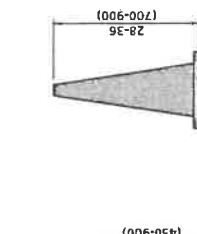
**VERTICAL PANEL
POST MOUNTED**



TUBULAR MARKER



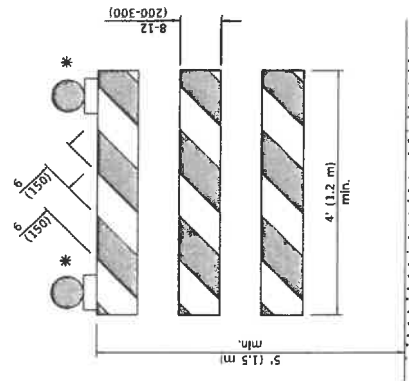
**REFLECTORIZED CONE
FOR NIGHTTIME**



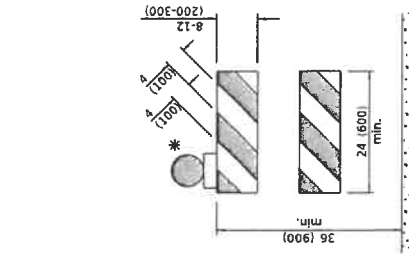
**CONE FOR
DAYTIME**

Orange
Posted speed < 45 mph

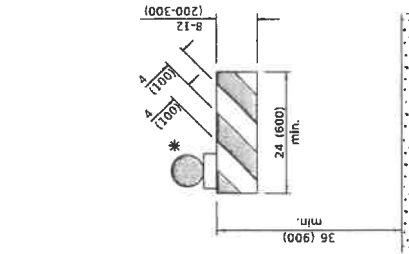
Orange
Posted speed >= 45 mph



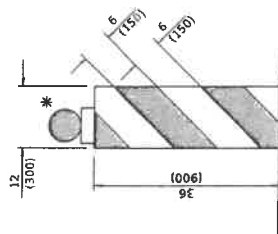
TYPE III BARRICADE



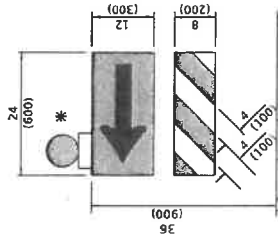
TYPE II BARRICADE



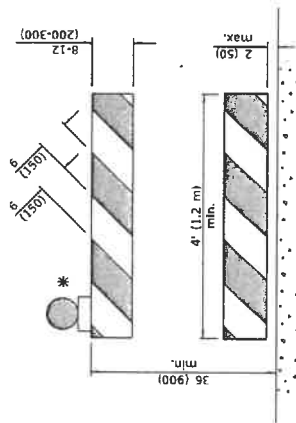
TYPE I BARRICADE



VERTICAL BARRICADE



**DIRECTION INDICATOR
BARRICADE**



**DETECTABLE PEDESTRIAN
CHANNELIZING BARRICADE**

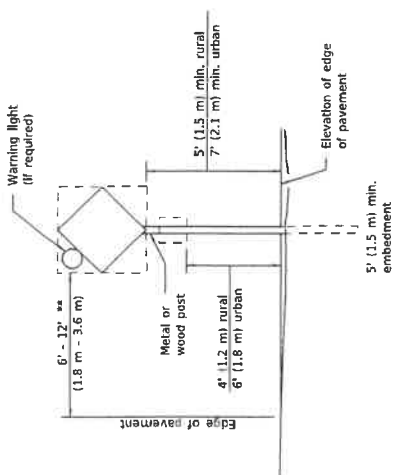
* Warning lights (if required)

GENERAL NOTES
All heights shown shall be measured above the pavement surface.
All dimensions are in inches (millimeters) unless otherwise shown.

Illinois Department of Transportation
PASSED JANUARY 1, 2019
ENGINEER OF OPERATIONS
APPROVED JANUARY 1, 2019
ENGINEER OF DESIGN AND ENVIRONMENT

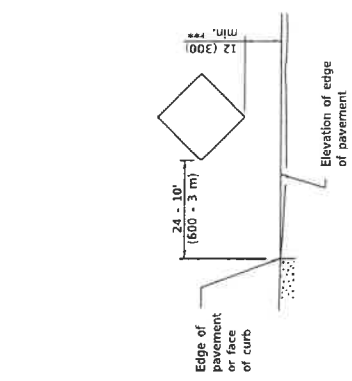
| DATE | REVISIONS |
|--------|---|
| 1-1-18 | Revised END WORK ZONE SPEED LIMIT sign from orange to white background. |
| 1-1-17 | Changed FLEXIBLE DELINEATOR to TUBULAR MARKER. |

**TRAFFIC CONTROL
DEVICES**



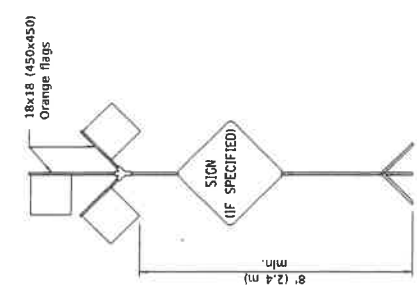
POST MOUNTED SIGNS

** When curb or paved shoulder are present this dimension shall be 24 (600) to the face of curb or 6' (1.8 m) to the outside edge of the paved shoulder.



SIGNS ON TEMPORARY SUPPORTS

*** When work operations exceed four days, this dimension shall be 5' (1.5 m) min. If located behind other devices, the height shall be sufficient to be seen completely above the devices.



HIGH LEVEL WARNING DEVICE

ROAD CONSTRUCTION NEXT X MILES
G20-1104(0)-6036

END CONSTRUCTION
G20-1105(0)-6024

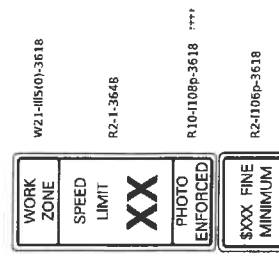
This signing is required for all projects 2 miles (3200 m) or more in length.

ROAD CONSTRUCTION NEXT X MILES sign shall be placed 500' (150 m) in advance of project limits.

END CONSTRUCTION sign shall be erected at the end of the job, unless another job is within 2 miles (3200 m).

Dual sign displays shall be utilized on multi-lane highways.

WORK LIMIT SIGNING



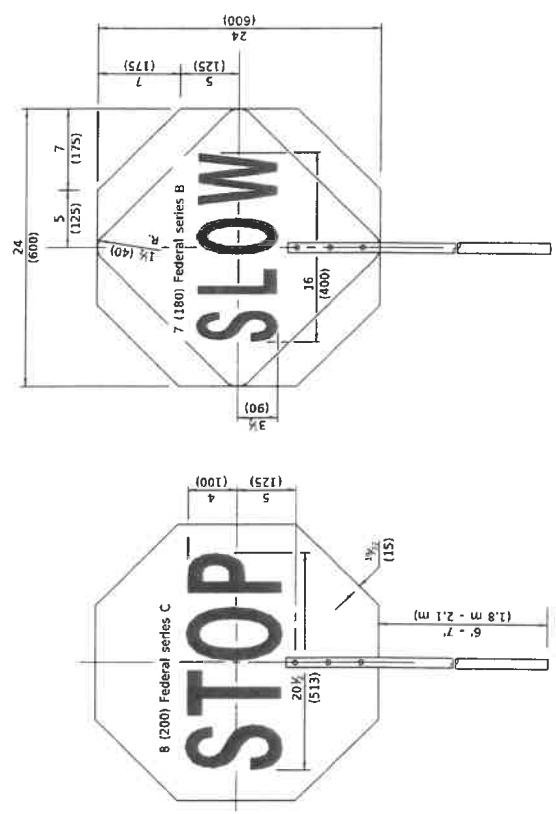
Sign assembly as shown on Standards or as allowed by District Operations.



This sign shall be used when the above sign assembly is used.

HIGHWAY CONSTRUCTION SPEED ZONE SIGNS

*** R10-1109p shall only be used along roadways under the jurisdiction of the State.



FLAGGER TRAFFIC CONTROL SIGN



W12-1103-4848

WIDTH RESTRICTION SIGN
XX-XX" width and X miles are variable.

Illinois Department of Transportation

ISSUED 1-1-97

PAUSED JANUARY 1, 2018

ENGINEER OF OPERATIONS

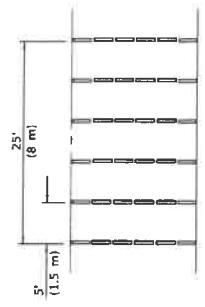
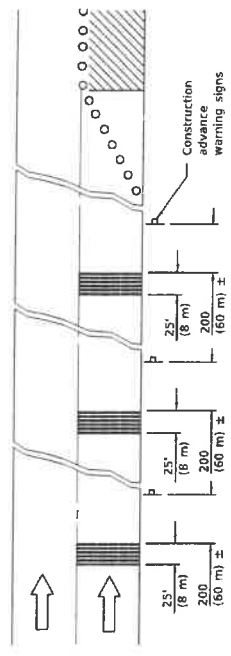
APPROVED JANUARY 1, 2018

ENGINEER OF DESIGN AND ENVIRONMENT

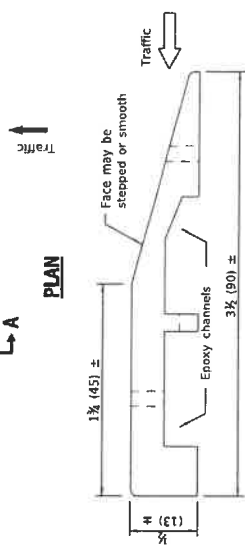
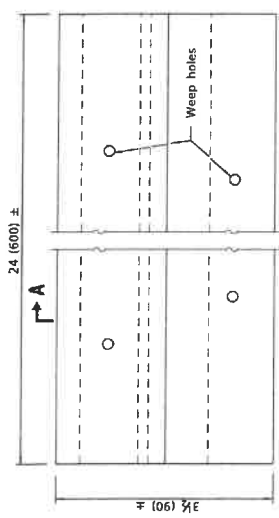
TRAFFIC CONTROL DEVICES

STANDARD 701901-07

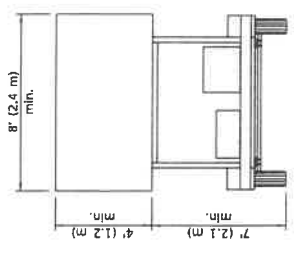
(Sheet 2 of 3)



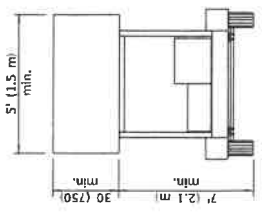
TYPICAL INSTALLATION



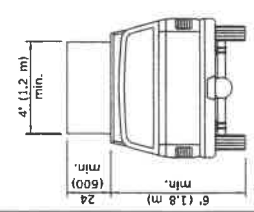
SECTION A-A



**TYPE C
TRAILER
MOUNTED**



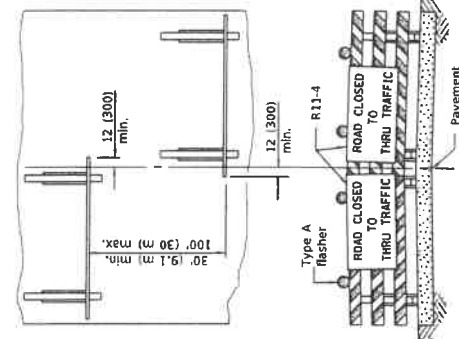
**TYPE B
ROOF OR TRAILER
MOUNTED**



**TYPE A
ROOF
MOUNTED**

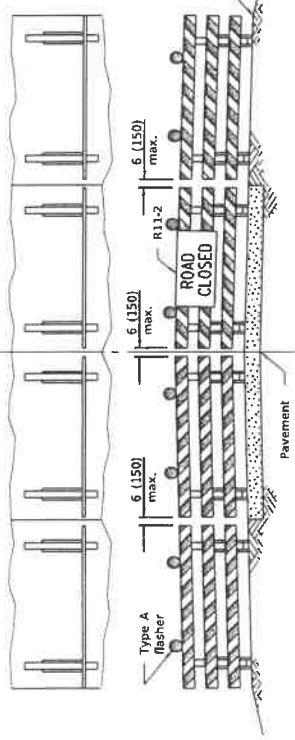
ARROW BOARDS

TEMPORARY RUMBLE STRIPS



ROAD CLOSED TO THRU TRAFFIC

ReflectORIZED striping shall appear on both sides of the barricade. If a Type III barricade with an attached sign panel which meets NCHRP 350 is not available, the signs may be mounted on NCHRP 350 temporary sign supports directly in front of the barricade.



ROAD CLOSED TO ALL TRAFFIC

ReflectORIZED striping may be omitted on the back side of the barricades. If a Type III barricade with an attached sign panel which meets NCHRP 350 is not available, the sign may be mounted on an NCHRP 350 temporary sign support directly in front of the barricade.

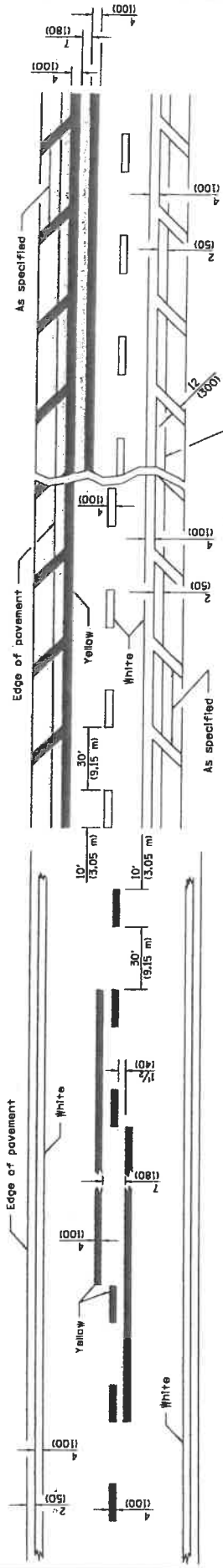
**TYPICAL APPLICATIONS OF
TYPE III BARRICADES CLOSING A ROAD**

**TRAFFIC CONTROL
DEVICES**

(Sheet 3 of 3)

STANDARD 701901-07

| | | |
|------------------------------------|------------------------|-----------------|
| | ISSUED | 1-1-87 |
| | PASSED | January 1, 2018 |
| | ENGINEER OF OPERATIONS | January 1, 2018 |
| | APPROVED | January 1, 2018 |
| ENGINEER OF DESIGN AND ENVIRONMENT | | |

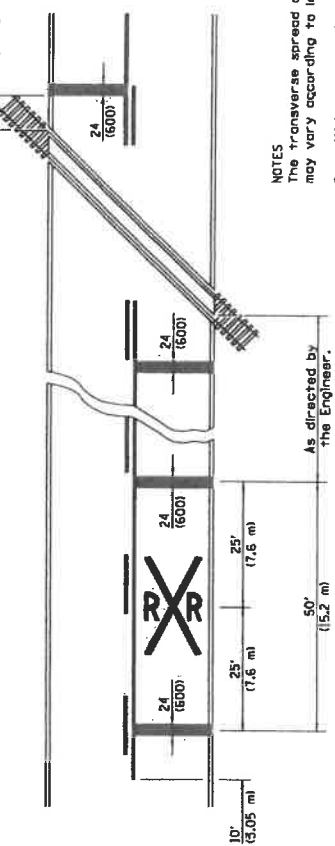


2 LANE

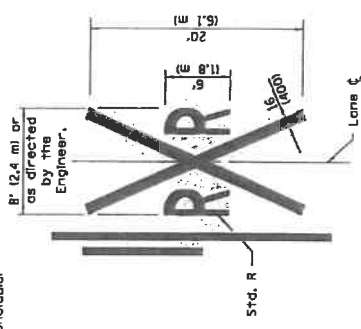
MULTI LANE

LANE AND EDGE LINES

Approximately 15' (4.5 m) from nearest rail or 8' (2.4 m) back from gate, if present. Stop line placed perpendicular to center line.



NOTES
The transverse spread of the "rx" may vary according to lane width.
On multi-lane roads, the stop lines shall extend across all approach lanes and separate RRR symbols shall be placed adjacent to each other in each lane.
When the pavement marking symbol is used, a portion of the symbol should be located directly adjacent to the Advance Warning Sign (W10-1) as placed by Table 2C-4, Condition B of the MUTCD.



All dimensions are in inches (millimeters) unless otherwise shown.

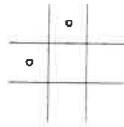


PAVEMENT MARKINGS AT RAILROAD-HIGHWAY GRADE CROSSING

| | |
|---|---|
| APPROVED January 1, 2015 ENGINEER OF OPERATIONS | ISSUED 1-1-97 |
| | APPROVED January 1, 2015 ENGINEER OF DESIGN AND ENVIRONMENT |

| DATE | REVISIONS |
|--------|--|
| 1-1-15 | Added symbols. Revised bike symbol. Revised note for stop line at RR crossing. |
| 1-1-14 | Added bike symbol. Renamed 'LANE DROP ARROW' detail to 'LANE-REDUCTION ARROW'. |

TYPICAL PAVEMENT MARKINGS

STANDARD 780001-05 (Sheet 1 of 3)



| Legend Height | Arrow Size | a |
|---------------|------------|----------|
| 6" (1.8 m) | Small | 2.9 (74) |
| 8" (2.4 m) | Large | 3.8 (96) |

The space between adjacent letters or numerals should be approximately 3 (75) for 6" (1.8 m) legend and 4 (100) for 8" (2.4 m) legend.

LETTER AND ARROW GRID SCALE

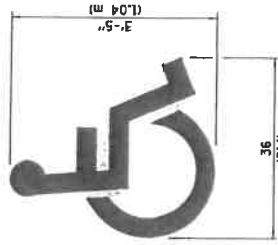
Illinois Department of Transportation
 APPROVED January 1, 2015
 ENGINEER OF OPERATIONS
 APPROVED January 1, 2015
 ENGINEER OF HIGHWAY AND ENVIRONMENT

ISSUED 1-1-97

TYPICAL PAVEMENT MARKINGS

(Sheet 2 of 3)


STANDARD 780001-05



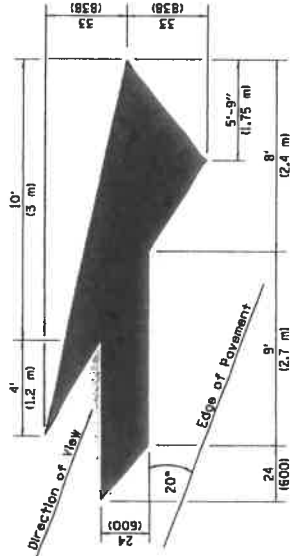
INTERNATIONAL SYMBOL OF ACCESSIBILITY




20' (6 m): urban
50' (15 m): rural
(Between arrow and word or between words)



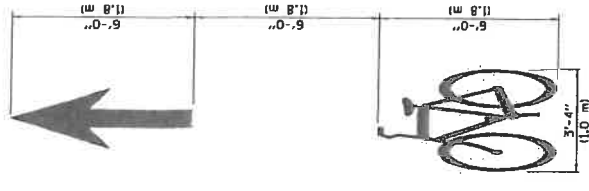
WORD AND ARROW LAYOUT



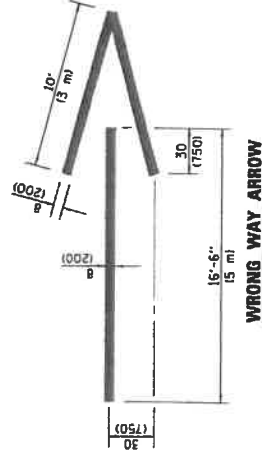
LANE-REDUCTION ARROW
Right lane-reduction arrow shown. Use mirror image for left lane.



SHARED LANE SYMBOL



BIKE SYMBOL
(Arrow is optional.)



WRONG WAY ARROW

Illinois Department of Transportation
 APPROVED: [Signature] JANUARY 1, 2015
 ENGINEER OF OPERATIONS
 APPROVED: [Signature] JANUARY 1, 2015
 ENGINEER OF DESIGN AND ENVIRONMENT

TYPICAL PAVEMENT MARKINGS
 STANDARD 780001-05
 (Sheet 3 of 3)

APPENDIX A

VILLAGE OF LOMBARD LOCATIONS

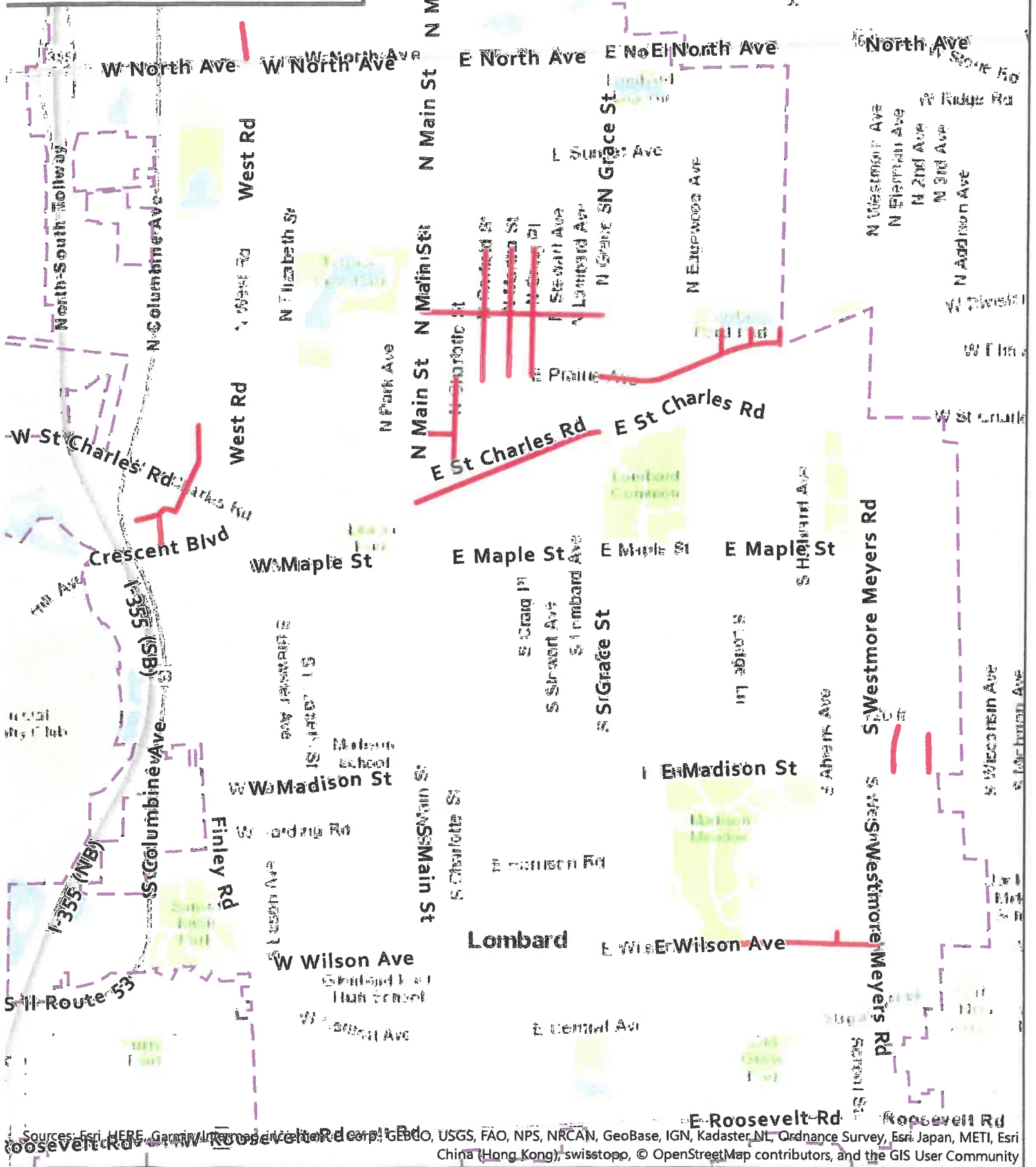
| Street | From | To | Type | Contractor or Village |
|----------------------------|---------------------------|------------------|---------------------------|------------------------------|
| CEDAR LANE | CUL-DE-SAC | MADISON STREET | 2.5" Grind and Overlay | Contractor |
| CHARLOTTE STREET | PRAIRIE AVENUE | ST CHARLES ROAD | 2.5" Grind and Overlay | Contractor |
| CRAIG PLACE | PLEASANT AVENUE | PRAIRIE AVENUE | 2.5" Grind and Overlay | Contractor |
| GARFIELD STREET | PLEASANT AVENUE | PRAIRIE AVENUE | 2.5" Grind and Overlay | Contractor |
| GLENVIEW AVENUE | DEAD END NORTH | ST CHARLES ROAD | 2.5" Grind and Overlay | Contractor/Village |
| GLENVIEW AVENUE | ST CHARLES ROAD | CRESCENT BLVD | 2.5" Grind and Overlay | Contractor/Village |
| GROVE STREET | MAIN STREET | CHARLOTTE STREET | 2.5" Grind and Overlay | Contractor |
| HARMONY LANE | CUL-DE-SAC | MADISON STREET | 2.5" Grind and Overlay | Contractor |
| KRAMER AVENUE | DEAD END NORTH | PRAIRIE AVENUE | 2.5" Grind and Overlay | Contractor/Village |
| LEWIS AVENUE | DEAD END NORTH | PRAIRIE AVENUE | 2.5" Grind and Overlay | Contractor/Village |
| MARTHA STREET | PLEASANT AVENUE | PRAIRIE AVENUE | 2.5" Grind and Overlay | Contractor |
| PARKSIDE AVENUE | MAIN STREET | GRACE STREET | 2.5" Grind and Overlay | Contractor |
| PARKSIDE AVENUE | EAST COMMUTER PARKING LOT | | 2" Grind and Overlay | Contractor |
| PHILLIPS COURT | DEAD END WEST | GLENVIEW AVENUE | 2.5" Grind and Overlay | Contractor/Village |
| PRAIRIE AVENUE | GRACE STREET | WESTWOOD AVENUE | 2.5" Grind and Overlay | Contractor/Village |
| VIEW STREET | MAIN STREET | GRACE STREET | 2.5" Grind and Overlay | Contractor |
| VILLAGE HALL | FAN PARKING LOT | | 2" Grind and Overlay | Contractor |
| WEST ROAD | DEAD END NORTH | NORTH AVENUE | 2.5" Grind and Overlay | Contractor/Village |
| WESTWOOD AVENUE | DEAD END NORTH | PRAIRIE AVENUE | 2.5" Grind and Overlay | Contractor/Village |
| WILSON AVENUE | EDGEWOOD AVENUE | WESTMORE-MEYERS | 2.5" Grind and Overlay | Contractor |
| | | | | |
| | | | | |
| | | | | |
| | | | | |
| | | | | |
| | | | | |
| | | | | |
| | | | | |
| Full-Depth Patching | | | | |
| MAIN STREET | 101 S. MAIN STREET | | Class D Patch, Ty IV, 10" | Contractor |
| ST. CHARLES ROAD | @ GLENVIEW AVE, E/B | | Class D Patch, Ty IV, 10" | Contractor |
| ST. CHARLES ROAD | @ GLENVIEW AVE, W/B | | Class D Patch, Ty IV, 10" | Contractor |
| | | | | |
| | | | | |
| | | | | |
| | | | | |

Village of Lombard

Department of Public Works

2018 Asphalt Resurfacing

 Roadways to be Paved



Sources: Esri, HERE, Garmin, Intermap, deLorme, GEBCO, USGS, FAO, NPS, NRCAN, GeoBase, IGN, Kadaster NL, Ordnance Survey, Esri Japan, METI, Esri China (Hong Kong), swisstopo, © OpenStreetMap contributors, and the GIS User Community