

970012

To: Stan Rickard, Public Works Director

From: John Johnson, Technical Services Supervisor *JJ*

Date: September 25, 1997

Subject: Request for Traffic Control at Washington Blvd. and Edgewood Ave.

Ms. Penny Arnold, of 527 E. Washington Blvd., contacted Public Works with concerns of speeding in the area and a parking predicament on Edgewood Ave. This intersection is currently controlled by a multiway stop. Attached for your review are the traffic analyzer reports and a diagram of the intersection.

The majority of the traffic flow is an east/west movement. Because the intersection is skewed, parked vehicles in this area cause difficulty in maneuvering through the intersection. The ADT (Average Daily Total) for east and west bound Washington Blvd. is 2300 vehicles.

Accident reports were run from January 1993 through December 1995. There were no reported accidents during this period.

To improve the flow of traffic through the intersection of Washington Blvd. and Edgewood Ave., I would recommend posting the east and west side of Edgewood Ave. "No Parking" between the northern leg of Washington Blvd. and the southern leg of Washington Blvd.

JJ

cc: John Jaugilas, Trustee - District 4  
Paul Kufrin, Trustee - District 6  
Frank Gatz, Trustee - District 5  
Ms. Penny Arnold, 527 E. Washington Blvd.  
Transportation and Safety Committee

NU-METRICS Traffic Analyzer Study  
 Computer Generated Summary Report  
 Route: NB EDGEWOOD  
 Location: WASHINGTON

A survey of vehicle traffic was conducted with HISTAR unit number 426. The survey was done in the 0 lane on NB EDGEWOOD in LOMBARD, IL, in DUPAGE county. The survey lasted for 48.0 hours and began on Tuesday, June 10, 1997 at 9:00am and ended on Thursday, June 12, 1997 at 9:00am. Data were recorded in 60 minute time periods. The total recorded volume of traffic showed 694 vehicles passed through the location with a peak volume of 49 on Tuesday, June 10, 1997 at 5:00pm and a minimum volume of 0 on Wednesday, June 11, 1997 at 0:00am.

**SPEED**

Chart 1 lists the values of the speed bins and the total volume for each bin.

=====Chart 1=====

Speed Bins

<5	10	15	20	25	30	35	40	45	50	55	60	65	70	75>
5	26	254	45	7	7	2	1	0	0	0	0	0	0	0
10	125	197	7	2	0	0	0	0	0	0	0	0	0	0

Half of the vehicles were traveling at 25 Mph or lower speed. The average speed for all classified vehicles was 25.9 Mph with 38.1 percent exceeding the posted speed of 25 Mph. The HI-STAR found 0.0 percent of the vehicles were traveling in excess of 55 Mph. The mode speed for this traffic study was 23.9 Mph and the 85th percentile was 29.5 Mph.

**CLASS**

Chart 2 lists the values of the 8 class bins and the total volume for each bin.

=====Chart 2=====

Class Bins (ft)

<19	30	40	50	60	70	0	0>
647	23	3	3	1	2	0	0

Most of the vehicles were passenger cars with a total count of 647. This represents 95.29 percent of the classified vehicles. The truck percentage is 4.71 percent of the classified vehicles.

**HEADWAY**

During the peak time period, on Tuesday, June 10, 1997 at 5:00pm the average headway between the vehicles was 73.47 seconds. The slow period occurred on Wednesday, June 11, 1997 at 0:00am and the headway between the vehicles averaged 0.00 seconds.

**WEATHER**

The roadway surface temperature over the period of the study varied between 66 degrees Fahrenheit and 109 degrees Fahrenheit. The HI-STAR analyzer determined that the roadway surface was DRY 100 percent of the time.

```

=====
HISTAR ID: 426          Begin: 06/10/97  9:00      End: 06/12/97  9:00
Route: NB EDGEWOOD     Lane: 0          Hours: 48.0
Loc/Sta: WASHINGTON    Oper: EP         Period: 60 min
City: LOMBARD          Posted: 25 MPH   Raw Count: 694
County: DUPAGE         AADT Factor: 1.00 AADT Count: 347
=====

```

```

-----
-- DATE/TIME/VOLUME/AVG SPEED/TEMP Report --
-----

```

DATE	TIME	VOLUME	AVG SPEED	TEMP	Wx
06/10/97	9:00	12	22	70 F	Dry
06/10/97	10:00	18	24	74 F	Dry
06/10/97	11:00	9	29	76 F	Dry
06/10/97	12:00	10	34	96 F	Dry
06/10/97	13:00	21	26	109 F	Dry
06/10/97	14:00	9	31	105 F	Dry
06/10/97	15:00	22	26	109 F	Dry
06/10/97	16:00	25	27	109 F	Dry
06/10/97	17:00	49	24	104 F	Dry
06/10/97	18:00	33	26	94 F	Dry
06/10/97	19:00	17	25	88 F	Dry
06/10/97	20:00	18	27	82 F	Dry
06/10/97	21:00	3	30	80 F	Dry
06/10/97	22:00	1	35	78 F	Dry
06/10/97	23:00	3	30	74 F	Dry
06/11/97	0:00	0	0	72 F	Dry
06/11/97	1:00	1	30	72 F	Dry
06/11/97	2:00	0	0	70 F	Dry
06/11/97	3:00	0	0	68 F	Dry
06/11/97	4:00	0	0	66 F	Dry
06/11/97	5:00	7	28	66 F	Dry
06/11/97	6:00	11	25	68 F	Dry
06/11/97	7:00	35	26	72 F	Dry
06/11/97	8:00	41	24	74 F	Dry
06/11/97	9:00	24	23	76 F	Dry
06/11/97	10:00	25	26	82 F	Dry
06/11/97	11:00	25	25	86 F	Dry
06/11/97	12:00	35	22	76 F	Dry
06/11/97	13:00	11	30	80 F	Dry
06/11/97	14:00	14	26	88 F	Dry
06/11/97	15:00	17	24	98 F	Dry
06/11/97	16:00	23	28	92 F	Dry
06/11/97	17:00	43	24	90 F	Dry
06/11/97	18:00	13	29	82 F	Dry
06/11/97	19:00	11	31	80 F	Dry
06/11/97	20:00	20	27	76 F	Dry
06/11/97	21:00	14	27	74 F	Dry
06/11/97	22:00	12	28	74 F	Dry
06/11/97	23:00	1	30	72 F	Dry

10:33

HDM FRAME STUDY --- HDM Version 6.02

06/12/97

```

=====
HISTAR ID: 426          Begin: 06/10/97  9:00    End: 06/12/97  9:00
Route: NB EDGEWOOD     Lane: 0          Hours: 48.0
Loc/Sta: WASHINGTON    Oper: EP         Period: 60 min
City: LOMBARD          Posted: 25 MPH   Raw Count: 694
County: DUPAGE         AADT Factor: 1.00 AADT Count: 347
=====

```

-- DATE/TIME/VOLUME/AVG SPEED/TEMP Report --

```

=====
DATE          TIME          VOLUME    AVG SPEED    TEMP        Wx
=====
06/12/97     0:00          2          35           72 F       Dry
06/12/97     1:00          3          30           70 F       Dry
06/12/97     2:00          1          30           70 F       Dry
06/12/97     3:00          0          0            70 F       Dry
06/12/97     4:00          2          30           68 F       Dry
06/12/97     5:00          5          23           68 F       Dry
06/12/97     6:00         11          29           70 F       Dry
06/12/97     7:00         18          30           72 F       Dry
06/12/97     8:00         19          26           76 F       Dry
=====

```

10:33

HDM FRAME STUDY --- HDM Version 6.02

06/12/97

```

=====
HISTAR ID: 426          Begin: 06/10/97  9:00    End: 06/12/97  9:00
Route: NB EDGEWOOD     Lane: 0        Hours: 48.0
Loc/Sta: WASHINGTON    Oper: EP       Period: 60 min
City: LOMBARD          Posted: 25 MPH Raw Count: 694
County: DUPAGE         AADT Factor: 1.00  AADT Count: 347
=====

```

---- TIME/SPEED Report ----

Time	5	10	15	20	25	30	35	40	45	50	55	60	65	70	75	Total
9:00	0	4	0	0	3	5	0	0	0	0	0	0	0	0	0	12
10:00	0	0	1	8	7	0	0	1	1	0	0	0	0	0	0	18
11:00	0	0	0	0	4	4	0	1	0	0	0	0	0	0	0	9
12:00	0	0	0	0	1	2	3	0	1	0	0	0	0	0	0	7
13:00	0	1	1	1	9	6	2	0	0	0	0	0	0	0	0	20
14:00	0	0	0	0	2	5	1	1	0	0	0	0	0	0	0	9
15:00	0	2	1	3	5	8	1	0	1	0	0	0	0	0	0	21
16:00	0	0	0	3	10	12	0	0	0	0	0	0	0	0	0	25
17:00	0	0	2	20	17	5	5	0	0	0	0	0	0	0	0	49
18:00	1	1	0	6	7	15	3	0	0	0	0	0	0	0	0	33
19:00	1	0	0	4	5	5	2	0	0	0	0	0	0	0	0	17
20:00	0	0	0	2	7	9	0	0	0	0	0	0	0	0	0	18
21:00	0	0	0	0	0	1	0	0	0	0	0	0	0	0	0	1
22:00	0	0	0	0	0	0	1	0	0	0	0	0	0	0	0	1
23:00	0	0	0	0	0	3	0	0	0	0	0	0	0	0	0	3

----- MIDNIGHT TOTALS -----

2	8	5	47	77	80	18	3	3	0	0	0	0	0	0	0	243
---	---	---	----	----	----	----	---	---	---	---	---	---	---	---	---	-----

0:00	0	0	0	0	0	0	0	0	0	0	0	0	0	0	0	0
1:00	0	0	0	0	0	1	0	0	0	0	0	0	0	0	0	1
2:00	0	0	0	0	0	0	0	0	0	0	0	0	0	0	0	0
3:00	0	0	0	0	0	0	0	0	0	0	0	0	0	0	0	0
4:00	0	0	0	0	0	0	0	0	0	0	0	0	0	0	0	0
5:00	0	0	0	1	1	5	0	0	0	0	0	0	0	0	0	7
6:00	0	0	1	0	8	1	1	0	0	0	0	0	0	0	0	11
7:00	1	0	1	11	5	12	3	0	1	0	0	0	0	0	0	34
8:00	0	0	0	9	28	3	0	0	0	0	0	0	0	0	0	40
9:00	0	0	1	10	12	1	0	0	0	0	0	0	0	0	0	24
10:00	0	0	0	2	19	3	1	0	0	0	0	0	0	0	0	25
11:00	0	0	1	3	18	3	0	0	0	0	0	0	0	0	0	25
12:00	1	2	8	6	8	5	4	0	0	0	0	0	0	0	0	34
13:00	0	0	0	2	1	5	1	1	1	0	0	0	0	0	0	11
14:00	0	0	0	2	6	6	0	0	0	0	0	0	0	0	0	14
15:00	0	0	1	5	7	3	1	0	0	0	0	0	0	0	0	17
16:00	0	0	0	0	13	8	1	1	0	0	0	0	0	0	0	23
17:00	1	0	5	10	10	15	1	0	0	0	0	0	0	0	0	42
18:00	0	0	0	0	6	4	3	0	0	0	0	0	0	0	0	13
19:00	0	0	1	4	1	0	2	0	1	1	1	0	0	0	0	11
20:00	0	0	1	7	3	4	2	1	0	1	0	0	0	0	0	19
21:00	0	0	0	1	7	6	0	0	0	0	0	0	0	0	0	14
22:00	0	0	0	1	4	5	2	0	0	0	0	0	0	0	0	12

10:34

HDM FRAME STUDY --- HDM Version 6.02

06/12/97

```

=====
HISTAR ID: 426          Begin: 06/10/97  9:00    End: 06/12/97  9:00
Route: NB EDGEWOOD     Lane: 0          Hours: 48.0
Loc/Sta: WASHINGTON    Oper: EP        Period: 60 min
City: LOMBARD         Posted: 25 MPH   Raw Count: 694
County: DUPAGE        AADT Factor: 1.00 AADT Count: 347
=====

```

----- TIME/SPEED Report -----

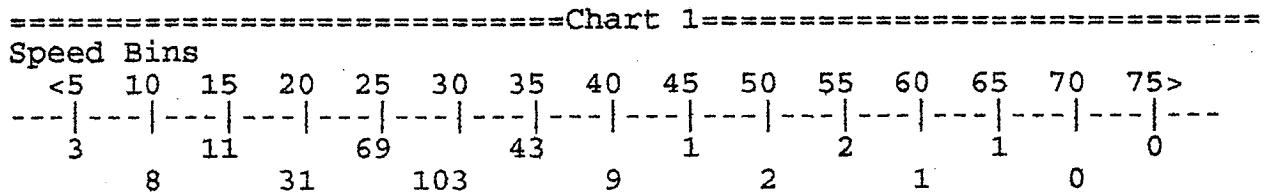
Time	5	10	15	20	25	30	35	40	45	50	55	60	65	70	75	Total
23:00	0	0	0	0	0	1	0	0	0	0	0	0	0	0	0	1
----- MIDNIGHT TOTALS -----																
	3		20		157		22		3		1		0		0	378
		2		74		91		3		2		0		0		
0:00	0	0	0	0	1	0	0	0	1	0	0	0	0	0	0	2
1:00	0	0	0	0	0	3	0	0	0	0	0	0	0	0	0	3
2:00	0	0	0	0	0	1	0	0	0	0	0	0	0	0	0	1
3:00	0	0	0	0	0	0	0	0	0	0	0	0	0	0	0	0
4:00	0	0	0	0	0	2	0	0	0	0	0	0	0	0	0	2
5:00	0	0	1	1	1	1	0	0	0	0	0	0	0	0	0	4
6:00	0	0	0	2	2	3	3	0	0	0	0	0	0	0	0	10
7:00	0	0	0	0	5	10	2	1	0	0	0	0	0	0	0	18
8:00	0	0	0	1	11	6	0	0	0	0	0	0	0	0	0	18
----- GRAND TOTALS -----																
	5		26		254		45		7		1		0		0	679
		10		125		197		7		2		0		0		

NU-METRICS Traffic Analyzer Study  
 Computer Generated Summary Report  
 Route: SB EDGEWOOD  
 Location: WASHINGTON

A survey of vehicle traffic was conducted with HISTAR unit number 427. The survey was done in the 0 lane on SB EDGEWOOD in LOMBARD, IL, in DUPAGE county. The survey lasted for 48.0 hours and began on Tuesday, June 10, 1997 at 9:00am and ended on Thursday, June 12, 1997 at 9:00am. Data were recorded in 60 minute time periods. The total recorded volume of traffic showed 285 vehicles passed through the location with a peak volume of 24 on Tuesday, June 10, 1997 at 6:00pm and a minimum volume of 0 on Wednesday, June 11, 1997 at 0:00am.

**SPEED**

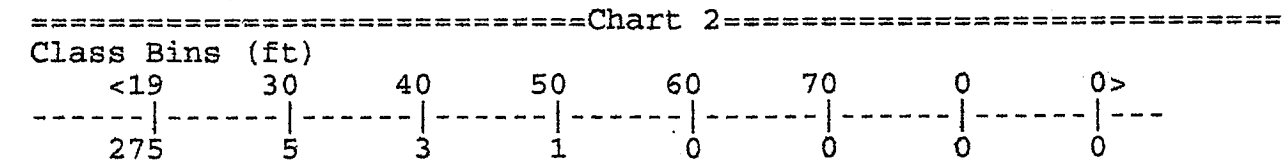
Chart 1 lists the values of the speed bins and the total volume for each bin.



Half of the vehicles were traveling at 30 Mph or lower speed. The average speed for all classified vehicles was 28.0 Mph with 57.0 percent exceeding the posted speed of 25 Mph. The HI-STAR found 0.7 percent of the vehicles were traveling in excess of 55 Mph. The mode speed for this traffic study was 26.5 Mph and the 85th percentile was 32.4 Mph.

**CLASS**

Chart 2 lists the values of the 8 class bins and the total volume for each bin.



Most of the vehicles were passenger cars with a total count of 275. This represents 96.83 percent of the classified vehicles. The truck percentage is 3.17 percent of the classified vehicles.

**HEADWAY**

During the peak time period, on Tuesday, June 10, 1997 at 6:00pm the average headway between the vehicles was 150.00 seconds. The slow period occurred on Wednesday, June 11, 1997 at 0:00am and the headway between the vehicles averaged 0.00 seconds.

**WEATHER**

The roadway surface temperature over the period of the study varied between 63 degrees Fahrenheit and 90 degrees Fahrenheit. The HI-STAR analyzer determined that the roadway surface was DRY 100 percent of the time.

10:18

HDM FRAME STUDY --- HDM Version 6.02

06/12/97

```

=====
HISTAR ID: 427          Begin: 06/10/97  9:00      End: 06/12/97  9:00
Route: SB EDGEWOOD     Lane: 0          Hours: 48.0
Loc/Sta: WASHINGTON    Oper: EP         Period: 60 min
City: LOMBARD          Posted: 25 MPH   Raw Count: 285
County: DUPAGE         AADT Factor: 1.00 AADT Count: 142
=====

```

-- DATE/TIME/VOLUME/AVG SPEED/TEMP Report --

DATE	TIME	VOLUME	AVG SPEED	TEMP	Wx
06/10/97	9:00	4	19	66 F	Dry
06/10/97	10:00	8	23	70 F	Dry
06/10/97	11:00	5	25	78 F	Dry
06/10/97	12:00	8	28	90 F	Dry
06/10/97	13:00	7	22	82 F	Dry
06/10/97	14:00	9	29	80 F	Dry
06/10/97	15:00	8	24	80 F	Dry
06/10/97	16:00	13	32	80 F	Dry
06/10/97	17:00	9	29	78 F	Dry
06/10/97	18:00	24	30	76 F	Dry
06/10/97	19:00	18	24	74 F	Dry
06/10/97	20:00	15	21	72 F	Dry
06/10/97	21:00	5	28	70 F	Dry
06/10/97	22:00	1	40	70 F	Dry
06/10/97	23:00	1	55	68 F	Dry
06/11/97	0:00	0	0	68 F	Dry
06/11/97	1:00	1	35	66 F	Dry
06/11/97	2:00	0	0	64 F	Dry
06/11/97	3:00	0	0	64 F	Dry
06/11/97	4:00	0	0	63 F	Dry
06/11/97	5:00	2	40	63 F	Dry
06/11/97	6:00	4	34	64 F	Dry
06/11/97	7:00	7	31	64 F	Dry
06/11/97	8:00	12	28	68 F	Dry
06/11/97	9:00	7	31	70 F	Dry
06/11/97	10:00	10	28	74 F	Dry
06/11/97	11:00	7	24	78 F	Dry
06/11/97	12:00	4	29	70 F	Dry
06/11/97	13:00	5	29	70 F	Dry
06/11/97	14:00	6	30	70 F	Dry
06/11/97	15:00	10	33	72 F	Dry
06/11/97	16:00	7	28	74 F	Dry
06/11/97	17:00	12	31	72 F	Dry
06/11/97	18:00	7	33	70 F	Dry
06/11/97	19:00	5	25	68 F	Dry
06/11/97	20:00	7	31	68 F	Dry
06/11/97	21:00	3	23	68 F	Dry
06/11/97	22:00	4	25	66 F	Dry
06/11/97	23:00	5	29	66 F	Dry



10:19

HDM FRAME STUDY --- HDM Version 6.02

06/12/97

```

=====
HISTAR ID: 427          Begin: 06/10/97  9:00      End: 06/12/97  9:00
Route: SB EDGEWOOD     Lane: 0          Hours: 48.0
Loc/Sta: WASHINGTON    Oper: EP         Period: 60 min
City: LOMBARD          Posted: 25 MPH   Raw Count: 285
County: DUPAGE         AADT Factor: 1.00 AADT Count: 142
=====

```

-- DATE/TIME/VOLUME/AVG SPEED/TEMP Report --

```

=====
DATE          TIME          VOLUME    AVG SPEED    TEMP        Wx
=====
06/12/97     0:00          2          30           66 F       Dry
06/12/97     1:00          1          20           66 F       Dry
06/12/97     2:00          0          0            66 F       Dry
06/12/97     3:00          0          0            66 F       Dry
06/12/97     4:00          1          25           64 F       Dry
06/12/97     5:00          2          25           64 F       Dry
06/12/97     6:00          6          28           64 F       Dry
06/12/97     7:00          3          30           66 F       Dry
06/12/97     8:00         10          26           68 F       Dry
=====

```

```

=====
HISTAR ID: 427          Begin: 06/10/97  9:00    End: 06/12/97  9:00
Route: SB EDGEWOOD     Lane: 0          Hours: 48.0
Loc/Sta: WASHINGTON    Oper: EP         Period: 60 min
City: LOMBARD          Posted: 25 MPH   Raw Count: 285
County: DUPAGE         AADT Factor: 1.00 AADT Count: 142
=====

```

----- TIME/SPEED Report -----

Time	5	10	15	20	25	30	35	40	45	50	55	60	65	70	75	Total
9:00	0	1	0	2	1	0	0	0	0	0	0	0	0	0	0	4
10:00	0	0	2	3	0	2	1	0	0	0	0	0	0	0	0	8
11:00	0	0	0	1	3	1	0	0	0	0	0	0	0	0	0	5
12:00	0	0	0	1	3	3	1	0	0	0	0	0	0	0	0	8
13:00	0	1	0	2	3	1	0	0	0	0	0	0	0	0	0	7
14:00	0	0	0	0	2	5	1	0	0	0	0	0	0	0	0	8
15:00	2	0	0	1	3	0	1	0	0	0	1	0	0	0	0	8
16:00	0	0	0	1	2	2	7	0	1	0	0	0	0	0	0	13
17:00	0	0	0	1	2	3	3	0	0	0	0	0	0	0	0	9
18:00	0	0	0	0	4	17	3	0	0	0	0	0	0	0	0	24
19:00	0	2	3	0	7	2	4	0	0	0	0	0	0	0	0	18
20:00	0	1	3	4	5	2	0	0	0	0	0	0	0	0	0	15
21:00	0	0	0	0	3	1	1	0	0	0	0	0	0	0	0	5
22:00	0	0	0	0	0	0	0	1	0	0	0	0	0	0	0	1
23:00	0	0	0	0	0	0	0	0	0	0	1	0	0	0	0	1
----- MIDNIGHT TOTALS -----																
	2		8		38		22		1		2		0		0	
		5		16		39		1		0		0		0		134
0:00	0	0	0	0	0	0	0	0	0	0	0	0	0	0	0	0
1:00	0	0	0	0	0	0	1	0	0	0	0	0	0	0	0	1
2:00	0	0	0	0	0	0	0	0	0	0	0	0	0	0	0	0
3:00	0	0	0	0	0	0	0	0	0	0	0	0	0	0	0	0
4:00	0	0	0	0	0	0	0	0	0	0	0	0	0	0	0	0
5:00	0	0	0	0	0	0	0	2	0	0	0	0	0	0	0	2
6:00	0	0	0	0	1	0	2	1	0	0	0	0	0	0	0	4
7:00	0	0	0	0	0	5	2	0	0	0	0	0	0	0	0	7
8:00	0	0	0	2	3	6	1	0	0	0	0	0	0	0	0	12
9:00	0	0	0	0	0	6	1	0	0	0	0	0	0	0	0	7
10:00	0	0	0	1	2	7	0	0	0	0	0	0	0	0	0	10
11:00	0	0	0	3	3	1	0	0	0	0	0	0	0	0	0	7
12:00	0	0	0	0	2	1	1	0	0	0	0	0	0	0	0	4
13:00	0	0	0	1	0	3	1	0	0	0	0	0	0	0	0	5
14:00	0	0	0	0	1	4	1	0	0	0	0	0	0	0	0	6
15:00	0	0	0	1	0	3	5	1	0	0	0	0	0	0	0	10
16:00	0	0	0	0	4	2	1	0	0	0	0	0	0	0	0	7
17:00	1	1	1	0	1	4	1	1	0	0	0	1	1	0	0	12
18:00	0	1	0	0	0	4	0	0	0	2	0	0	0	0	0	7
19:00	0	0	1	2	0	1	0	1	0	0	0	0	0	0	0	5
20:00	0	0	0	1	2	0	3	1	0	0	0	0	0	0	0	7
21:00	0	0	0	1	2	0	0	0	0	0	0	0	0	0	0	3
22:00	0	0	0	1	2	1	0	0	0	0	0	0	0	0	0	4

10:19

HDM FRAME STUDY --- HDM Version 6.02

06/12/97

```

=====
HISTAR ID: 427          Begin: 06/10/97  9:00      End: 06/12/97  9:00
Route: SB EDGEWOOD     Lane: 0          Hours: 48.0
Loc/Sta: WASHINGTON    Oper: EP        Period: 60 min
City: LOMBARD         Posted: 25 MPH  Raw Count: 285
County: DUPAGE        AADT Factor: 1.00  AADT Count: 142
=====

```

----- TIME/SPEED Report -----

Time	5	10	15	20	25	30	35	40	45	50	55	60	65	70	75	Total
23:00	0	0	0	0	1	4	0	0	0	0	0	0	0	0	0	5
----- MIDNIGHT TOTALS -----																
	1		2		24		20		0		0		1		0	125
		2		13		52		7		2		1		0		
0:00	0	0	0	0	0	2	0	0	0	0	0	0	0	0	0	2
1:00	0	0	0	1	0	0	0	0	0	0	0	0	0	0	0	1
2:00	0	0	0	0	0	0	0	0	0	0	0	0	0	0	0	0
3:00	0	0	0	0	0	0	0	0	0	0	0	0	0	0	0	0
4:00	0	0	0	0	1	0	0	0	0	0	0	0	0	0	0	1
5:00	0	0	0	0	2	0	0	0	0	0	0	0	0	0	0	2
6:00	0	0	0	0	2	4	0	0	0	0	0	0	0	0	0	6
7:00	0	0	0	0	0	3	0	0	0	0	0	0	0	0	0	3
8:00	0	1	1	1	2	3	1	1	0	0	0	0	0	0	0	10
----- GRAND TOTALS -----																
	3		11		69		43		1		2		1		0	284
		8		31		103		9		2		1		0		

NU-METRICS Traffic Analyzer Study  
 Computer Generated Summary Report  
 Route: EB WASHINGTON  
 Location: EDGEWOOD

A survey of vehicle traffic was conducted with HISTAR unit number 432. The survey was done in the 0 lane on EB WASHINGTON in LOMBARD, IL, in DUPAGE county. The survey lasted for 48.0 hours and began on Tuesday, June 10, 1997 at 9:00am and ended on Thursday, June 12, 1997 at 9:00am. Data were recorded in 60 minute time periods. The total recorded volume of traffic showed 2421 vehicles passed through the location with a peak volume of 123 on Tuesday, June 10, 1997 at 5:00pm and a minimum volume of 0 on Thursday, June 12, 1997 at 3:00am.

**SPEED**

Chart 1 lists the values of the speed bins and the total volume for each bin.

=====Chart 1=====

Speed Bins														
<5	10	15	20	25	30	35	40	45	50	55	60	65	70	75>
3	15	15	91	620	1134	423	76	24	5	4	0	0	1	1

Half of the vehicles were traveling at 30 Mph or lower speed. The average speed for all classified vehicles was 29.5 Mph with 69.2 percent exceeding the posted speed of 25 Mph. The HI-STAR found 0.1 percent of the vehicles were traveling in excess of 55 Mph. The mode speed for this traffic study was 27.5 Mph and the 85th percentile was 32.5 Mph.

**CLASS**

Chart 2 lists the values of the 8 class bins and the total volume for each bin.

=====Chart 2=====

Class Bins (ft)							
<19	30	40	50	60	70	0	0>
2313	80	12	3	3	1	0	0

Most of the vehicles were passenger cars with a total count of 2313. This represents 95.90 percent of the classified vehicles. The truck percentage is 4.10 percent of the classified vehicles.

**HEADWAY**

During the peak time period, on Tuesday, June 10, 1997 at 5:00pm the average headway between the vehicles was 29.27 seconds. The slow period occurred on Thursday, June 12, 1997 at 3:00am and the headway between the vehicles averaged 0.00 seconds.

**WEATHER**

The roadway surface temperature over the period of the study varied between 68 degrees Fahrenheit and 119 degrees Fahrenheit. The HI-STAR analyzer determined that the roadway surface was DRY 100 percent of the time.

```

=====
HISTAR ID: 432          Begin: 06/10/97  9:00      End: 06/12/97  9:00
Route: EB WASHINGTON   Lane: 0          Hours: 48.0
Loc/Sta: EDGEWOOD     Oper: EP         Period: 60 min
City: LOMBARD         Posted: 25 MPH   Raw Count: 2421
County: DUPAGE        AADT Factor: 1.00 AADT Count: 1210
=====

```

```

-----
-- DATE/TIME/VOLUME/AVG SPEED/TEMP Report --
-----

```

DATE	TIME	VOLUME	AVG SPEED	TEMP	Wx
06/10/97	9:00	52	31	96 F	Dry
06/10/97	10:00	58	29	104 F	Dry
06/10/97	11:00	64	31	107 F	Dry
06/10/97	12:00	79	29	115 F	Dry
06/10/97	13:00	65	31	119 F	Dry
06/10/97	14:00	53	32	111 F	Dry
06/10/97	15:00	65	29	113 F	Dry
06/10/97	16:00	92	29	113 F	Dry
06/10/97	17:00	123	30	102 F	Dry
06/10/97	18:00	122	29	94 F	Dry
06/10/97	19:00	48	26	90 F	Dry
06/10/97	20:00	55	29	84 F	Dry
06/10/97	21:00	48	28	82 F	Dry
06/10/97	22:00	32	27	80 F	Dry
06/10/97	23:00	11	29	78 F	Dry
06/11/97	0:00	7	32	76 F	Dry
06/11/97	1:00	3	32	74 F	Dry
06/11/97	2:00	2	28	72 F	Dry
06/11/97	3:00	1	30	70 F	Dry
06/11/97	4:00	2	30	68 F	Dry
06/11/97	5:00	11	29	68 F	Dry
06/11/97	6:00	24	32	70 F	Dry
06/11/97	7:00	85	30	72 F	Dry
06/11/97	8:00	70	30	84 F	Dry
06/11/97	9:00	60	29	98 F	Dry
06/11/97	10:00	67	29	104 F	Dry
06/11/97	11:00	59	29	104 F	Dry
06/11/97	12:00	74	30	84 F	Dry
06/11/97	13:00	57	30	86 F	Dry
06/11/97	14:00	60	29	94 F	Dry
06/11/97	15:00	73	30	100 F	Dry
06/11/97	16:00	102	31	94 F	Dry
06/11/97	17:00	110	31	90 F	Dry
06/11/97	18:00	88	30	84 F	Dry
06/11/97	19:00	81	28	82 F	Dry
06/11/97	20:00	70	28	80 F	Dry
06/11/97	21:00	43	30	78 F	Dry
06/11/97	22:00	18	29	76 F	Dry
06/11/97	23:00	28	27	74 F	Dry

09:58

HDM FRAME STUDY --- HDM Version 6.02

06/12/97

```

=====
HISTAR ID: 432          Begin: 06/10/97  9:00      End: 06/12/97  9:00
Route: EB WASHINGTON    Lane: 0          Hours: 48.0
Loc/Sta: EDGEWOOD      Oper: EP         Period: 60 min
City: LOMBARD          Posted: 25 MPH   Raw Count: 2421
County: DUPAGE         AADT Factor: 1.00 AADT Count: 1210
=====

```

-- DATE/TIME/VOLUME/AVG SPEED/TEMP Report --

```

=====
DATE          TIME          VOLUME    AVG SPEED    TEMP        Wx
=====
06/12/97     0:00          13         30           74 F       Dry
06/12/97     1:00          13         31           72 F       Dry
06/12/97     2:00           3         27           72 F       Dry
06/12/97     3:00           0          0           72 F       Dry
06/12/97     4:00           3         32           70 F       Dry
06/12/97     5:00           9         25           70 F       Dry
06/12/97     6:00          30         28           70 F       Dry
06/12/97     7:00          88         31           72 F       Dry
06/12/97     8:00         100         30           82 F       Dry
=====

```

```

=====
HISTAR ID: 432          Begin: 06/10/97  9:00      End: 06/12/97  9:00
Route: EB WASHINGTON   Lane: 0          Hours: 48.0
Loc/Sta: EDGEWOOD     Oper: EP         Period: 60 min
City: LOMBARD          Posted: 25 MPH   Raw Count: 2421
County: DUPAGE         AADT Factor: 1.00 AADT Count: 1210
=====

```

----- TIME/SPEED Report -----

Time	5	10	15	20	25	30	35	40	45	50	55	60	65	70	75	Total
9:00	0	0	0	1	15	23	9	1	1	0	1	0	0	1	0	52
10:00	0	0	0	1	18	29	8	1	1	0	0	0	0	0	0	58
11:00	0	0	0	2	14	29	15	3	0	1	0	0	0	0	0	64
12:00	0	0	0	3	24	35	14	3	0	0	0	0	0	0	0	79
13:00	0	0	0	2	8	35	18	2	0	0	0	0	0	0	0	65
14:00	0	0	0	1	7	27	14	0	2	0	1	0	0	0	0	52
15:00	0	0	0	4	17	31	10	3	0	0	0	0	0	0	0	65
16:00	0	1	1	2	26	45	13	2	2	0	0	0	0	0	0	92
17:00	0	0	1	4	22	72	21	1	1	1	0	0	0	0	0	123
18:00	0	2	1	4	34	60	18	0	1	0	0	0	0	0	1	121
19:00	1	1	1	4	22	14	5	0	0	0	0	0	0	0	0	48
20:00	0	0	0	2	22	23	4	2	0	1	0	0	0	0	0	54
21:00	1	1	0	1	16	21	5	3	0	0	0	0	0	0	0	48
22:00	0	1	0	3	10	17	1	0	0	0	0	0	0	0	0	32
23:00	0	0	0	0	4	5	2	0	0	0	0	0	0	0	0	11

----- MIDNIGHT TOTALS -----

	2		4		259		157		8		2		0		1	964
		6		34		466		21		3		0		1		

0:00	0	0	0	0	2	2	1	2	0	0	0	0	0	0	0	7
1:00	0	0	0	0	0	2	1	0	0	0	0	0	0	0	0	3
2:00	0	0	0	0	1	1	0	0	0	0	0	0	0	0	0	2
3:00	0	0	0	0	0	1	0	0	0	0	0	0	0	0	0	1
4:00	0	0	0	0	1	0	1	0	0	0	0	0	0	0	0	2
5:00	0	0	0	1	2	6	2	0	0	0	0	0	0	0	0	11
6:00	0	0	0	0	0	15	8	1	0	0	0	0	0	0	0	24
7:00	0	0	0	3	22	43	13	4	0	0	0	0	0	0	0	85
8:00	0	0	1	4	18	27	12	6	1	1	0	0	0	0	0	70
9:00	0	0	1	3	21	25	8	1	1	0	0	0	0	0	0	60
10:00	0	0	1	6	18	27	14	0	1	0	0	0	0	0	0	67
11:00	0	0	0	0	21	27	11	0	0	0	0	0	0	0	0	59
12:00	0	0	1	4	20	32	13	3	0	0	1	0	0	0	0	74
13:00	0	0	2	1	10	26	16	1	1	0	0	0	0	0	0	57
14:00	0	0	0	2	20	26	8	2	0	1	0	0	0	0	0	59
15:00	0	0	0	3	15	41	11	2	0	0	0	0	0	0	0	72
16:00	0	0	0	3	19	49	25	4	2	0	0	0	0	0	0	102
17:00	0	1	0	2	20	48	33	5	1	0	0	0	0	0	0	110
18:00	0	0	0	2	22	48	13	2	1	0	0	0	0	0	0	88
19:00	1	0	1	5	23	38	11	2	0	0	0	0	0	0	0	81
20:00	0	2	1	4	22	29	9	2	1	0	0	0	0	0	0	70
21:00	0	0	0	2	14	16	4	4	1	0	1	0	0	0	0	42
22:00	0	1	0	0	6	6	5	0	0	0	0	0	0	0	0	18

09:59

HDM FRAME STUDY --- HDM Version 6.02

06/12/97

```

=====
HISTAR ID: 432          Begin: 06/10/97  9:00      End: 06/12/97  9:00
Route: EB WASHINGTON   Lane: 0          Hours: 48.0
Loc/Sta: EDGEWOOD     Oper: EP        Period: 60 min
City: LOMBARD         Posted: 25 MPH  Raw Count: 2421
County: DUPAGE        AADT Factor: 1.00 AADT Count: 1210
=====

```

----- TIME/SPEED Report -----

Time	5	10	15	20	25	30	35	40	45	50	55	60	65	70	75	Total
23:00	0	1	0	1	13	11	2	0	0	0	0	0	0	0	0	28
----- MIDNIGHT TOTALS -----																
	1		8		310		221		10		2		0		0	1192
		5		46		546		41		2		0		0		
0:00	0	0	0	0	3	7	2	1	0	0	0	0	0	0	0	13
1:00	0	0	0	2	1	3	7	0	0	0	0	0	0	0	0	13
2:00	0	0	0	0	2	1	0	0	0	0	0	0	0	0	0	3
3:00	0	0	0	0	0	0	0	0	0	0	0	0	0	0	0	0
4:00	0	0	0	1	0	1	0	0	1	0	0	0	0	0	0	3
5:00	0	1	0	1	2	4	0	0	0	0	0	0	0	0	0	8
6:00	0	0	1	2	10	11	5	1	0	0	0	0	0	0	0	30
7:00	0	2	1	0	10	48	20	6	1	0	0	0	0	0	0	88
8:00	0	1	1	5	23	47	11	6	4	0	0	0	0	0	0	98
----- GRAND TOTALS -----																
	3		15		620		423		24		4		0		1	2412
		15		91		1134		76		5		0		1		

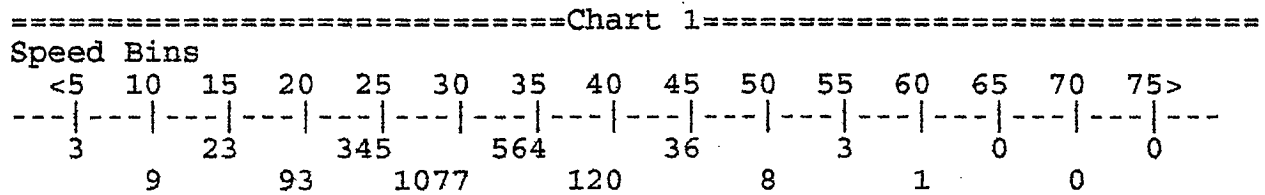


NU-METRICS Traffic Analyzer Study  
 Computer Generated Summary Report  
 Route: WB WASHINGTON  
 Location: EDGEWOOD

A survey of vehicle traffic was conducted with HISTAR unit number 429. The survey was done in the 0 lane on WB WASHINGTON in LOMBARD, IL, in DUPAGE county. The survey lasted for 48.0 hours and began on Tuesday, June 10, 1997 at 9:00am and ended on Thursday, June 12, 1997 at 9:00am. Data were recorded in 60 minute time periods. The total recorded volume of traffic showed 2294 vehicles passed through the location with a peak volume of 148 on Tuesday, June 10, 1997 at 5:00pm and a minimum volume of 0 on Wednesday, June 11, 1997 at 4:00am.

**SPEED**

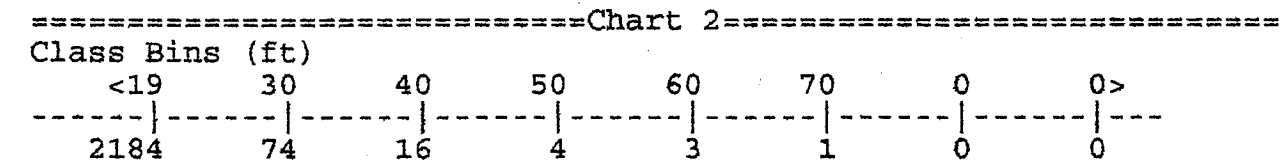
Chart 1 lists the values of the speed bins and the total volume for each bin.



Half of the vehicles were traveling at 30 Mph or lower speed. The average speed for all classified vehicles was 30.7 Mph with 79.3 percent exceeding the posted speed of 25 Mph. The HI-STAR found 0.0 percent of the vehicles were traveling in excess of 55 Mph. The mode speed for this traffic study was 28.6 Mph and the 85th percentile was 34.0 Mph.

**CLASS**

Chart 2 lists the values of the 8 class bins and the total volume for each bin.



Most of the vehicles were passenger cars with a total count of 2184. This represents 95.71 percent of the classified vehicles. The truck percentage is 4.29 percent of the classified vehicles.

**HEADWAY**

During the peak time period, on Tuesday, June 10, 1997 at 5:00pm the average headway between the vehicles was 24.32 seconds. The slow period occurred on Wednesday, June 11, 1997 at 4:00am and the headway between the vehicles averaged 0.00 seconds.

**WEATHER**

The roadway surface temperature over the period of the study varied between 72 degrees Fahrenheit and 121 degrees Fahrenheit. The HI-STAR analyzer determined that the roadway surface was DRY 100 percent of the time.

10:45

HDM FRAME STUDY --- HDM Version 6.02

06/12/97

```

=====
HISTAR ID: 429          Begin: 06/10/97  9:00      End: 06/12/97  9:00
Route: WB WASHINGTON   Lane: 0          Hours: 48.0
Loc/Sta: EDGEWOOD     Oper: EP         Period: 60 min
City: LOMBARD         Posted: 25 MPH   Raw Count: 2294
County: DUPAGE        AADT Factor: 1.00 AADT Count: 1147
=====

```

-- DATE/TIME/VOLUME/AVG SPEED/TEMP Report --

DATE	TIME	VOLUME	AVG SPEED	TEMP	Wx
06/10/97	9:00	47	30	96 F	Dry
06/10/97	10:00	54	31	107 F	Dry
06/10/97	11:00	53	27	104 F	Dry
06/10/97	12:00	58	30	115 F	Dry
06/10/97	13:00	70	31	121 F	Dry
06/10/97	14:00	44	32	113 F	Dry
06/10/97	15:00	95	31	115 F	Dry
06/10/97	16:00	103	31	115 F	Dry
06/10/97	17:00	148	30	109 F	Dry
06/10/97	18:00	116	30	100 F	Dry
06/10/97	19:00	81	30	94 F	Dry
06/10/97	20:00	54	30	88 F	Dry
06/10/97	21:00	45	30	86 F	Dry
06/10/97	22:00	32	33	84 F	Dry
06/10/97	23:00	14	32	82 F	Dry
06/11/97	0:00	10	32	80 F	Dry
06/11/97	1:00	5	32	78 F	Dry
06/11/97	2:00	3	28	76 F	Dry
06/11/97	3:00	2	33	74 F	Dry
06/11/97	4:00	0	0	72 F	Dry
06/11/97	5:00	7	29	72 F	Dry
06/11/97	6:00	25	33	72 F	Dry
06/11/97	7:00	37	33	74 F	Dry
06/11/97	8:00	55	33	84 F	Dry
06/11/97	9:00	41	32	96 F	Dry
06/11/97	10:00	40	32	102 F	Dry
06/11/97	11:00	46	31	98 F	Dry
06/11/97	12:00	77	30	82 F	Dry
06/11/97	13:00	52	31	82 F	Dry
06/11/97	14:00	59	30	92 F	Dry
06/11/97	15:00	51	30	100 F	Dry
06/11/97	16:00	95	31	92 F	Dry
06/11/97	17:00	139	30	90 F	Dry
06/11/97	18:00	104	31	84 F	Dry
06/11/97	19:00	86	32	82 F	Dry
06/11/97	20:00	52	30	80 F	Dry
06/11/97	21:00	44	31	78 F	Dry
06/11/97	22:00	26	28	78 F	Dry
06/11/97	23:00	25	31	76 F	Dry

10:45

HDM FRAME STUDY --- HDM Version 6.02

06/12/97

```

=====
HISTAR ID: 429          Begin: 06/10/97  9:00      End: 06/12/97  9:00
Route: WB WASHINGTON    Lane: 0          Hours: 48.0
Loc/Sta: EDGEWOOD      Oper: EP         Period: 60 min
City: LOMBARD           Posted: 25 MPH   Raw Count: 2294
County: DUPAGE          AADT Factor: 1.00 AADT Count: 1147
=====

```

-- DATE/TIME/VOLUME/AVG SPEED/TEMP Report --

```

=====
DATE          TIME          VOLUME    AVG SPEED    TEMP        Wx
=====
06/12/97     0:00          12         30           76 F       Dry
06/12/97     1:00          14         35           74 F       Dry
06/12/97     2:00           5         31           74 F       Dry
06/12/97     3:00           1         15           72 F       Dry
06/12/97     4:00           4         26           72 F       Dry
06/12/97     5:00           4         33           72 F       Dry
06/12/97     6:00          32         32           72 F       Dry
06/12/97     7:00          54         32           72 F       Dry
06/12/97     8:00          73         31           80 F       Dry
=====

```

10:45

HDM FRAME STUDY --- HDM Version 6.02

06/12/97

```

=====
HISTAR ID: 429          Begin: 06/10/97  9:00      End: 06/12/97  9:00
Route: WB WASHINGTON   Lane: 0          Hours: 48.0
Loc/Sta: EDGEWOOD     Oper: EP         Period: 60 min
City: LOMBARD         Posted: 25 MPH   Raw Count: 2294
County: DUPAGE        AADT Factor: 1.00 AADT Count: 1147
=====

```

--- TIME/SPEED Report ---

Time	5	10	15	20	25	30	35	40	45	50	55	60	65	70	75	Total
9:00	0	2	0	4	5	25	7	2	0	1	1	0	0	0	0	47
10:00	0	0	0	0	14	20	11	7	0	1	0	0	0	0	0	53
11:00	0	1	2	3	15	28	1	0	1	0	0	0	0	0	0	51
12:00	0	1	1	3	5	32	13	2	1	0	0	0	0	0	0	58
13:00	0	0	2	4	9	32	19	1	2	0	0	1	0	0	0	70
14:00	0	0	0	0	7	21	11	5	0	0	0	0	0	0	0	44
15:00	0	0	0	0	10	55	24	3	0	1	0	0	0	0	0	93
16:00	0	0	0	2	15	55	27	3	1	0	0	0	0	0	0	103
17:00	1	0	0	5	22	78	36	4	2	0	0	0	0	0	0	148
18:00	0	0	1	10	18	49	32	3	2	0	0	0	0	0	0	115
19:00	1	0	2	5	9	40	21	3	0	0	0	0	0	0	0	81
20:00	0	0	0	3	14	23	9	3	1	1	0	0	0	0	0	54
21:00	0	0	0	2	6	27	8	1	1	0	0	0	0	0	0	45
22:00	0	0	0	0	5	14	7	4	2	0	0	0	0	0	0	32
23:00	0	0	0	0	2	5	6	1	0	0	0	0	0	0	0	14

--- MIDNIGHT TOTALS ---

```

-----
                2      4      8      41     156     232     42     13      4      1      0      0
-----
                2      4      8      41     156     232     42     13      4      1      0      0
-----

```

0:00	0	0	0	0	0	7	3	0	0	0	0	0	0	0	0	10
1:00	0	0	0	0	0	3	2	0	0	0	0	0	0	0	0	5
2:00	0	0	0	0	1	2	0	0	0	0	0	0	0	0	0	3
3:00	0	0	0	0	0	1	1	0	0	0	0	0	0	0	0	2
4:00	0	0	0	0	0	0	0	0	0	0	0	0	0	0	0	0
5:00	0	0	0	3	1	1	1	0	0	0	1	0	0	0	0	7
6:00	0	0	1	1	1	6	12	3	0	1	0	0	0	0	0	25
7:00	0	0	0	0	3	14	15	4	1	0	0	0	0	0	0	37
8:00	0	0	0	2	4	22	19	6	2	0	0	0	0	0	0	55
9:00	0	0	0	0	2	25	9	5	0	0	0	0	0	0	0	41
10:00	0	0	0	0	4	20	12	2	1	0	0	0	0	0	0	39
11:00	0	0	0	2	7	21	14	1	0	0	0	0	0	0	0	45
12:00	0	0	2	4	14	28	25	3	1	0	0	0	0	0	0	77
13:00	0	0	0	4	7	23	12	5	1	0	0	0	0	0	0	52
14:00	0	0	1	1	9	30	17	1	0	0	0	0	0	0	0	59
15:00	0	0	0	3	10	27	9	2	0	0	0	0	0	0	0	51
16:00	0	1	1	2	11	55	18	5	2	0	0	0	0	0	0	95
17:00	0	1	1	7	32	67	24	4	2	1	0	0	0	0	0	139
18:00	0	2	1	6	20	35	27	7	4	1	0	0	0	0	0	103
19:00	0	0	0	5	8	37	26	7	1	0	1	0	0	0	0	85
20:00	0	0	1	2	8	31	7	2	1	0	0	0	0	0	0	52
21:00	0	0	0	1	9	20	11	2	1	0	0	0	0	0	0	44
22:00	1	0	1	0	9	10	5	0	0	0	0	0	0	0	0	26

10:45

HDM FRAME STUDY --- HDM Version 6.02

06/12/97

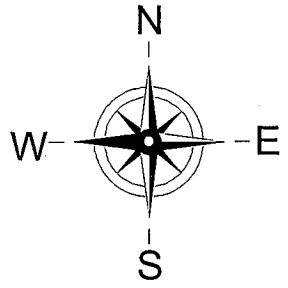
```

=====
HISTAR ID: 429          Begin: 06/10/97  9:00    End: 06/12/97  9:00
Route: WB WASHINGTON   Lane: 0          Hours: 48.0
Loc/Sta: EDGEWOOD     Oper: EP         Period: 60 min
City: LOMBARD          Posted: 25 MPH   Raw Count: 2294
County: DUPAGE         AADT Factor: 1.00 AADT Count: 1147
=====

```

----- TIME/SPEED Report -----

Time	5	10	15	20	25	30	35	40	45	50	55	60	65	70	75	Total
23:00	0	0	1	0	4	12	6	1	0	1	0	0	0	0	0	25
----- MIDNIGHT TOTALS -----																
	1		10		164		275		17		2		0		0	
		4		43		497		60		4		0		0		1077
0:00	0	0	0	2	0	9	0	0	1	0	0	0	0	0	0	12
1:00	0	0	0	0	0	4	8	1	1	0	0	0	0	0	0	14
2:00	0	0	0	0	1	3	0	1	0	0	0	0	0	0	0	5
3:00	0	0	1	0	0	0	0	0	0	0	0	0	0	0	0	1
4:00	0	0	0	0	3	1	0	0	0	0	0	0	0	0	0	4
5:00	0	0	0	1	0	0	2	1	0	0	0	0	0	0	0	4
6:00	0	0	1	0	5	9	11	4	1	0	0	0	0	0	0	31
7:00	0	1	1	2	5	22	15	6	2	0	0	0	0	0	0	54
8:00	0	0	2	4	11	28	21	5	1	0	0	0	0	0	0	72
----- GRAND TOTALS -----																
	3		23		345		564		36		3		0		0	
		9		93		1077		120		8		1		0		2282



Washington Blvd.



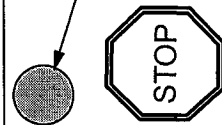
Street Light

No Parking

100 Feet

100 Feet

Street Light



Washington Blvd.

Edgewood Ave.



8/29/97