


080064



MEMORANDUM

TO: Trustee Jack O'Brien, Chairperson
Transportation and Safety Committee

FROM: David A. Hulseberg, AICP, Assistant Village Manager/Director of Community Development *dah*

DATE: February 4, 2008

SUBJECT: Commuter Parking Study

BACKGROUND

In response to concerns from residents, staff undertook a study in late 2007 to examine the utilization of existing commuter parking spaces and possibilities for enhancing commuter parking within Lombard. An executive summary is found on page three of the attached report. The report does not set forth specific recommendations but provides comments for the Village Board to consider when setting forth its goals and objectives. The Village Board has reviewed the study and is seeking recommendations from the Transportation and Safety Committee.

SUMMARY

Staff has identified five options for increasing commuter parking, as detailed in the report. The most immediate short term solution would be to restrict the use of certain lots to Lombard residents only. Due to federal and state funding restrictions, there are only three lots where spaces could be restricted to vehicles with valid Lombard stickers:

Lot	Total Number of Spaces	Potential Number of Lombard-only Spaces
101 S. Main Street	91	91
Maple Street South	28	28
Parkside-East	97	70
Total	216	189

All three of these lots are daily fee lots. Converting them into Lombard-only lots could be achieved by erecting appropriate signage. This would require a Community Service Officer to survey each vehicle on a daily basis to ensure that no unauthorized vehicles park in the lot.

On a long-term basis, additional commuter parking could be constructed. The parking study identifies eight potential locations (p. 8) including expansions of existing on-street lots, off-street lots, new off-street lots, and a parking deck.

Re: Commuter Parking Study
February 4, 2008
Page 2

ACTION REQUESTED

Staff requests that the Transportation and Safety Committee recommend to the Village Board that all eligible commuter parking spaces be converted to Lombard resident-only parking.

H:\CD\WORDUSER\PLANNER\Jennifer\Memos\CommuterParkingT&S.doc

Lombard Commuter Parking Study

Department of Community Development

December 2007

Contents:

Executive Summary 3

Metra Statistics..... 4

Lombard Commuter Parking Inventory 4

Commuter Parking Lot Usage..... 4

Commuter Parking Lot Users..... 5

Commuter Shuttle Service – Pace Route 674 7

Strategies for Increasing Commuter Parking 7

Issues for Consideration 9

Appendix A: Lombard Commuter Parking Map 12

Appendix B: Commuter Parking Lot Daily Counts 13

Appendix C: Commuter Parking User Map (In-Town Only) 15

Appendix D: Additional Commuter Parking – Potential Locations 16

Appendix E: Union Pacific West Line Station Information (2002)..... 19

Appendix F: Metra Union Pacific West Schedule 20

Appendix G: Pace Route 674 Schedule & Map..... 21

Executive Summary

In response to concerns from residents, this study was undertaken to examine the utilization of existing commuter parking spaces and possibilities for enhancing commuter parking within Lombard. This report does not set forth specific recommendations but provides comments for the Village Board to consider when setting forth its goals and objectives.

Lombard currently has 541 commuter parking spaces that are divided between daily fee spaces and quarterly permit spaces. Staff conducted a three-day survey of Lombard's commuter lots during the morning rush period (ending at 9:00 a.m.). Daily fee spaces fill up quickly, sometimes before 8:00 a.m. However, quarterly permit spaces are still available after the morning rush hour period. Lombard residents with valid vehicle stickers account for 69% of quarterly permit holders and 61% of daily fee parking users, meaning that 37% (roughly 200) of Lombard's commuter parking spaces are used by non-residents.

As of this writing, Pace operates a commuter shuttle service from Southwest Lombard with three morning runs and three evening runs. However, this service is underutilized with only a few dozen passengers riding the bus.

Staff has identified five options for increasing commuter parking:

1. Construct additional commuter parking within the downtown;
2. Initiate a Park N Ride;
3. Adjust commuter parking pricing;
4. Convert quarterly permit lots to daily fee lots; and
5. Restrict use of lots by non-Lombard residents.

In making any changes to the Village's current commuter parking supply and policies, there are several significant issues that the Village Board should consider:

1. The amount of unmet demand for commuter parking is unknown;
2. The construction of additional parking takes away from the available land for private development within the downtown area;
3. A significant amount of commuter parking is used by commuters from outside of Lombard;
4. Commuter parking solutions should be long-term or permanent; and
5. Other communities such as Downers Grove have addresses parking needs differently, by requiring permits for nearly all commuter parking and offering a small amount of daily fee parking.

Metra Statistics

Per Metra, the average number of daily boardings at the Lombard Metra/Union Pacific Station as of fall 2006 was 1,281. This represents a 5.6% increase over the 2002 count of 1,213, and Metra anticipates that this number will continue to grow. As of October 2007, year-to-date Metra ridership over the entire Metra system was 4% greater than in 2006.

Metra's morning rush hour service includes a total of 10 trains leaving Lombard between 5:26 a.m. and 8:45 a.m. and arriving at Ogilvie Transportation Center in Chicago between 6:10 a.m. and 9:28 a.m. (Metra defines the morning peak as including all trains that arrive in Chicago prior to 9:30 a.m.)

Lombard Commuter Parking Inventory

The Village of Lombard operates three quarterly permit lots and five daily fee lots for commuter parking purposes, offering a total of 541 spaces. This includes 532 standard spaces, one motorcycle space, and nine accessible spaces.

Quarterly Permit Parking

The Village's 116 quarterly permit spaces are divided between the Park/Elizabeth lot (61 standard spaces, 6 accessible spaces) immediately north of the railroad tracks, the St. Charles Road lot (42 standard spaces) west of Fire Station One, and the Premium lot (7 standard spaces, 1 accessible space) at 100 S. Main Street.

Permits are sold quarterly and are first made available to current permit holders. After that time, any permits still available are allowed to be purchased on a first-come, first-serve basis. Permits can be renewed through the mail or in person at the Village Hall. New permits must be purchased in person at the Village Hall, located at 255 E. Wilson. To purchase a commuter parking permit, an Application for Commuter Parking Permit must be completed including vehicle information and license plate number. In addition, Lombard residents must have current Village of Lombard vehicle stickers on all vehicles registered in the applicant's name and to the applicant's address. The charge for a quarterly permit is \$75 for Park/Elizabeth and St. Charles Road, and \$150 for the Premium lot. All permits routinely sell out by the first day of each quarter.

Daily Fee Parking

A total of 425 daily fee spaces are available daily on a first-come, first-serve basis for a fee of \$1.25. These are found at Parkside West (92 standard spaces, 4 accessible spaces), Parkside East (97 standard spaces, 1 motorcycle space), Hammerschmidt (113 standard spaces), Maple Street (28 standard spaces) and the 101 S. Main Street lot (91 standard spaces). There is no fee to park in the accessible spaces at Parkside West.

Commuter Parking Lot Usage

On November 13, 14, and 16, 2007, staff inspected each commuter lot to ascertain how quickly the lots fill on a daily basis. A Tuesday, Wednesday, and Friday were chosen to obtain a representative sample, and six counts were made of each lot throughout the

morning rush hour period. Although the lots were expected to have less demand on Friday, the number of available spaces observed on this particularly Friday may be artificially high due to people taking time off for the upcoming Thanksgiving holiday.

The following tables summarize the number of parking spaces available in each type of parking lot at each specified interval. In general, the daily fee spaces fill up quickly (before 8:00 a.m. on Tuesday), but there are still a number of quarterly permit spaces available after the morning rush.

Figure 1: Summary of daily commuter parking counts (numbers shown indicate number of spaces available)

Daily Fee Lots	Tues.	Wed.	Fri.	Avg.	Quarterly Lots	Tues.	Wed.	Fri.	Avg.
	<i>Total Spaces</i>	425	425	425		425	<i>Total Spaces</i>	116	115
6:30 a.m.	216	254	271	247	6:30 a.m.	102	102	96	100
7:00 a.m.	156	176	207	180	7:00 a.m.	92	96	91	93
7:30 a.m.	49	63	70	61	7:30 a.m.	64	59	65	63
8:00 a.m.	0	5	53	19	8:00 a.m.	33	46	41	40
8:30 a.m.	0	3	35	13	8:30 a.m.	20	23	29	24
9:00 a.m.	0	1	32	11	9:00 a.m.	17	22	22	20

Commuter Parking Lot Users

On Tuesday, November 13, staff recorded the vehicle sticker number of each vehicle in the daily fee lots. This information was combined with quarterly permit holder information to determine the origin of each vehicle in the commuter lots. Nearly two-thirds of the spaces are used by Lombard residents and over one-third by others.

Figure 2: Vehicle sticker/ownership information

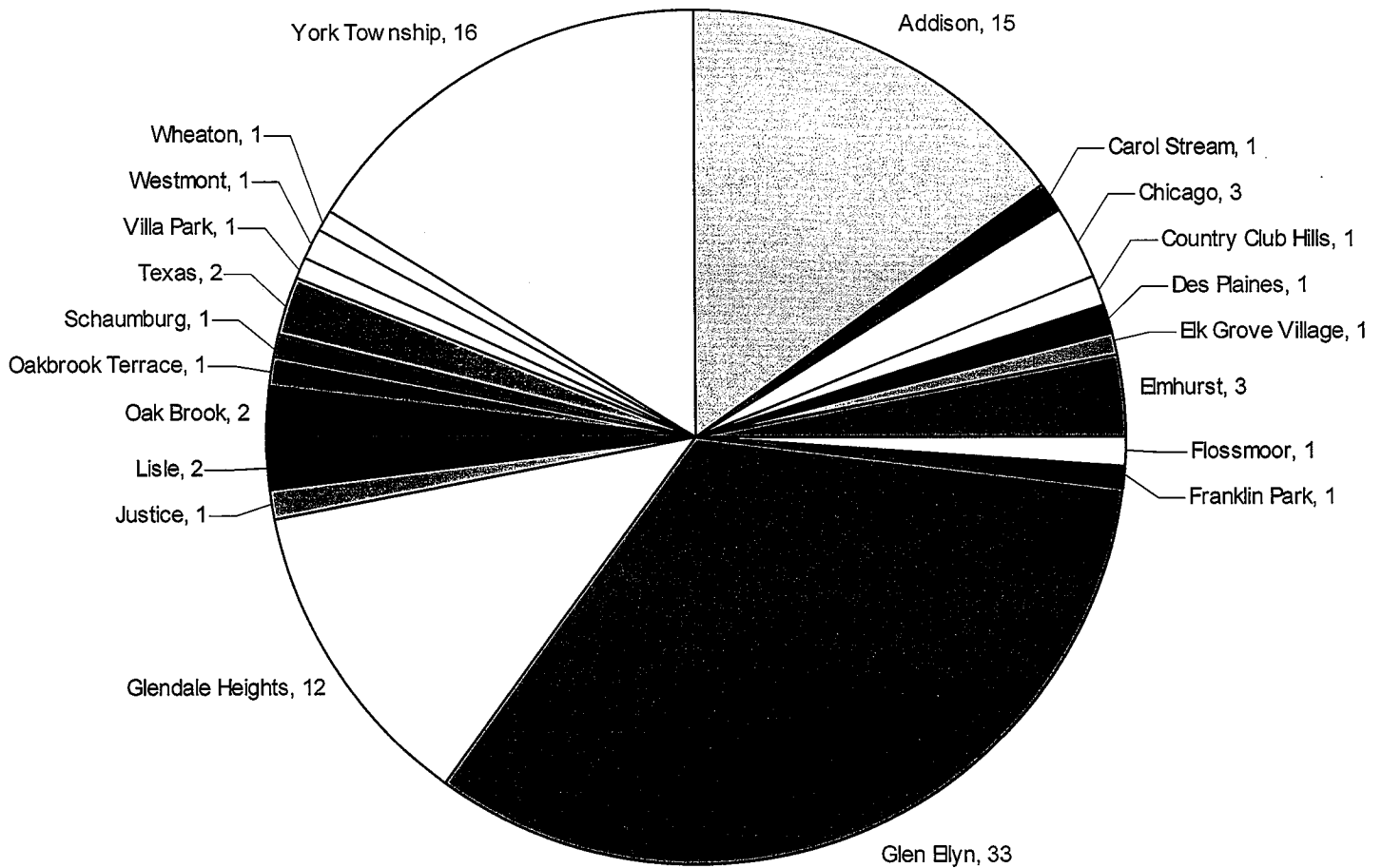
Lot Name	Number in-town	% in-town	Number out of town	% out of town	Total
Premium	8	89%	1	11%	9
St. Charles	33	72%	13	28%	46
Park/Elizabeth	52	66%	27	34%	79
Total Quarterly	93	69%	41	31%	134
Maple Street	24	86%	4	14%	28
101 S. Main	48	53%	43	47%	91
Parkside-West	68	70%	29	30%	97
Parkside-East	53	58%	39	42%	92
Hammerschmidt	63	56%	50	44%	113
Total Daily Fee	256	61%	165	39%	421
Total - All Lots	349	63%	206	37%	555

Note: Number of quarterly permit vehicles exceeds the amount of quarterly permit spaces available due to intentional oversell of permits. A total of 16 more permits are sold than there are spaces in the lots (1 additional for Premium, 4 for St. Charles, 13 for Park/Elizabeth).

Out-of-Town Users

Of the 206 vehicles without valid Lombard vehicle stickers, 106 are unidentified. These may belong to residents from other towns or Lombard residents without vehicle stickers. However, the remaining 100 had vehicle stickers from other municipalities. The largest representation was from Glen Ellyn (33), York Township/unincorporated DuPage County (16), Addison (15), and Glendale Heights (12).

Figure 3: Allocation of identified non-Lombard commuter parking space users



Some out of town users may choose to park in Lombard because there is no Metra station in their communities or Lombard is generally more convenient. However, some commuters may choose to park in Lombard because, due to Lombard's lower parking fees and Metra's fare structure, it is less costly than taking Metra from other communities further west. The following table shows how a commuter who lives in Glen Ellyn would save \$1.15 on a daily basis or \$281.80 on an annual basis by choosing to board the train in Lombard versus Glen Ellyn.

Figure 4: Cost savings of parking & boarding Metra trains in Lombard v. Glen Ellyn

	Daily train fare	Daily parking fee	Annual train fare*	Annual parking permit*
Glen Ellyn	\$ 7.80	\$ 1.50	\$ 1,263.60	\$ 436.00
Lombard	\$ 6.90	\$ 1.25	\$ 1,117.80	\$ 300.00
Difference	\$ 0.90	\$ 0.25	\$ 145.80	\$ 136.00
	Daily savings	\$ 1.15	Annual savings	\$ 281.80

Note: The annual costs presented herein assume that the user purchases 12 monthly train tickets and four quarterly parking permits over the course of a year.

Commuter Shuttle Service – Pace Route 674

Pace Route 647 (Southwest Lombard) is a commuter shuttle service that does three morning runs to the Metra station and three evening runs from the Metra station. Since there are 10 morning rush trains and eight evening rush trains, this means that potential users must have a very specific schedule that coincides with Pace's schedule in order for the shuttle to be useful to them. The daily fee for riding the shuttle is \$1.25.

On Friday, November 16, staff observed a total of 29 passengers exiting the Pace shuttle. Although this day had a slightly lower number of commuter parkers than the norm (93% of peak), the Pace bus is underutilized. Of the 349 Lombard residents who park in the commuter lots, 107 (31%) live within one block of the Pace route.

There may be any number of reasons why these commuters do not take the bus, such as schedule conflicts, unwillingness to walk any distance, or perceived inconvenience. Regardless of the reasons, the existing Pace commuter shuttle clearly does not meet the needs of most Lombard commuters. Pace is proposing to eliminate all of its commuter shuttle routes (including Route 674) as part of its 2008 budget.

Strategies for Increasing Commuter Parking

Ways to address commuter parking are limited to two basic alternatives: physically increasing the number of downtown commuter spaces, or managing the existing supply of spaces.

Option 1: Construct additional commuter parking within the downtown

Constructing additional commuter parking within the downtown would obviously increase the available supply of parking spaces. Assuming all necessary land is potentially for sale, possible locations include:

- Expanding the lot at 101 S. Main Street by either constructing a new lot on the south lot or expanding the existing lot toward Parkside
- Expanding the Hammerschmidt lot to the west
- Expanding the Parkside-East lot to the east
- Constructing a deck over the SBC parking lot at 30 N. Main Street
- Constructing a new commuter lot at the former TCF Bank property (23 N. Main)
- Constructing new commuter spaces at 130-144 E. St. Charles Road

Figure 5: Rough Cost Estimates for New Commuter Parking (see map, Appendix D)

Location	Estimated Number of New Spaces	Assumed Cost Per Space	Total Rough Estimated Cost	Notes
Parkside-East (expansion)	63	\$6,000	\$378,000	No land acquisition necessary. Spaces would be the furthest from the train station (more than ¼ mile away)
101 S. Main Street (expansion)	64	\$6,000	\$384,000	No land acquisition necessary. Spaces would be lost in the event of a redevelopment.
101 S. Main Street south lot	99	\$6,000	\$594,000	No land acquisition necessary. Spaces would be lost in the event of a redevelopment.
TCF Bank	51	\$20,000	\$1,020,000	Assumes purchase of property & demolition of building (demolition not included in project cost)
AT&T parking deck	41	\$30,000	\$1,230,000	One-story deck over existing lot. Assumes purchase or long-term lease of property (compensation to AT&T not included in project cost).
Maple Street South (expansion)	79	\$20,000	\$1,580,000	Assumes purchase & demolition of 28 W. Ash Street (demolition not included in project cost) long-term lease of First Church of Lombard property. Not in TIF District.
Hammerschmidt lot (expansion)	92	\$17,000	\$1,600,000	CMAQ 2008 grant funding denied.
130-144 E. St. Charles Road	86	\$20,000	\$1,720,000	Assumes purchase of property & demolition of all buildings (demolition not included in project cost)

Option 2: Initiate a Park N Ride

The Village could create a Park N Ride, possibly at Yorktown, to serve the large number of commuters on the south side of the Village. Service would need to be frequent in order for it to be an attractive option for daily commuters. If this option is considered, staff recommends that the fare for the bus be cheaper than the cost of parking at the train station. This type of solution could be considered as part of an overall local bus circulator, if the Village Board ever decides to initiate that sort of local transportation service.

Option 3: Adjust Commuter Parking Pricing

The Village could increase the user fees for commuter parking spaces to reduce demand, discourage out of town usage, and cover the cost of constructing additional parking and/or a Park N Ride. Lombard residents could be given a discounted rate for quarterly permits, but a discount could not be offered for daily fee spaces using the Village's current collection system.

Option 4: Convert Quarterly Permit Lot(s) to Daily Fee Lot(s)

There appears to be a greater demand for daily fee spaces than there is for permit spaces. One or more of the existing permit lots could be converted to a daily fee lot in order to meet this demand. The “first come, first served” system provides for an efficient use of parking, ensuring that the greatest number of spaces are used on a daily basis. However, it puts commuters on later trains at a disadvantage.

Also, under the current fee structure, converting quarterly permit spaces to daily fee spaces could result in a slight financial loss to the Village. With 125 permits sold at \$75 per quarter and 9 permits sold at \$150 per quarter, the 116 existing quarterly permit spaces each generate \$370 per year. In FY2006, daily fee spaces generated an average of \$277 each.

Option 5: Initiate Lombard Resident Only Use of Lots

The use of any federal funding prevents the Village from limiting commuter parking to Lombard residents only. However, the Village could give Lombard residents preference in lots that were not built with federal funds or those where grant terms have expired.

The St. Charles Road permit lot was built with a 20-year stipulation that the lot be used for commuter parking purposes, and that agreement remains in effect through 2011. The Hammerschmidt daily fee lot, built in 2004, has a similar 40-year limitation. The three lots adjacent to the railroad tracks (Park/Elizabeth, Parkside-West, and Parkside-East) are on property that is leased from the Union Pacific Railroad (UP). Lease agreements and past correspondence confirm that UP will not allow Lombard residents to be given preference in lots that are wholly or partially on UP property.

This leaves 101 S. Main and the Maple Street South as the only commuter lots that could be potentially converted into resident-only lots. There are also approximately 70 spaces in the Parkside-East lot (those spaces east of Charlotte) that are entirely on Village-owned property. These spaces could be made into Lombard-only lots by either restricting the daily fee spaces to vehicles with a valid Lombard vehicle sticker, or converting the lots to resident-only quarterly permit parking.

Issues for Consideration

Prior to making any changes to the Village’s current commuter parking supply and policies, there are several significant issues that the Village Board should consider.

1. The amount of unmet demand for commuter parking is unknown.

Although there is a demonstrated demand for some amount additional daily fee parking, it is unknown exactly how many new spaces would be used.

2. The construction of additional parking takes away from the available land for private development within the downtown area.

In 2007, staff submitted an application for CMAQ grant funding to assist with the construction of 92 additional daily fee spaces on the West Hammerschmidt property. The

total estimated cost for this project was \$1.6 million, or more than \$17,000 per individual space. Assuming that each space is used 240 times per year, it would take 57 years for the Village to recoup its initial investment in the lot (not accounting for interest). Over that same 57-year time period, an 18-unit townhome development on that property could be expected to generate a total of \$24.5 million in property taxes (\$2 million Village share) in addition to providing housing and increasing the market for downtown businesses.

3. A significant amount of commuter parking is used by commuters from outside of Lombard.

While there is an obvious need to provide some commuter parking, when considering new construction the Village should determine to what extent it is willing to subsidize commuter parking for the entire region. As stated previously, the use of any state or federal grant funding prevents the Village from limiting commuter parking to Lombard residents only until the terms of the agreement have expired (generally after 20 years).

4. Commuter parking solutions should be long-term or permanent.

Currently, the 91-space 101 S. Main Street daily fee parking lot accounts for 17 percent of the Village's commuter parking supply. However, these spaces would be lost if property were to be redeveloped. The addition of new commuter parking will attract a greater number of commuters who are dependent on that parking and should therefore only be provided if the Village is confident the parking will be available on a long-term basis.

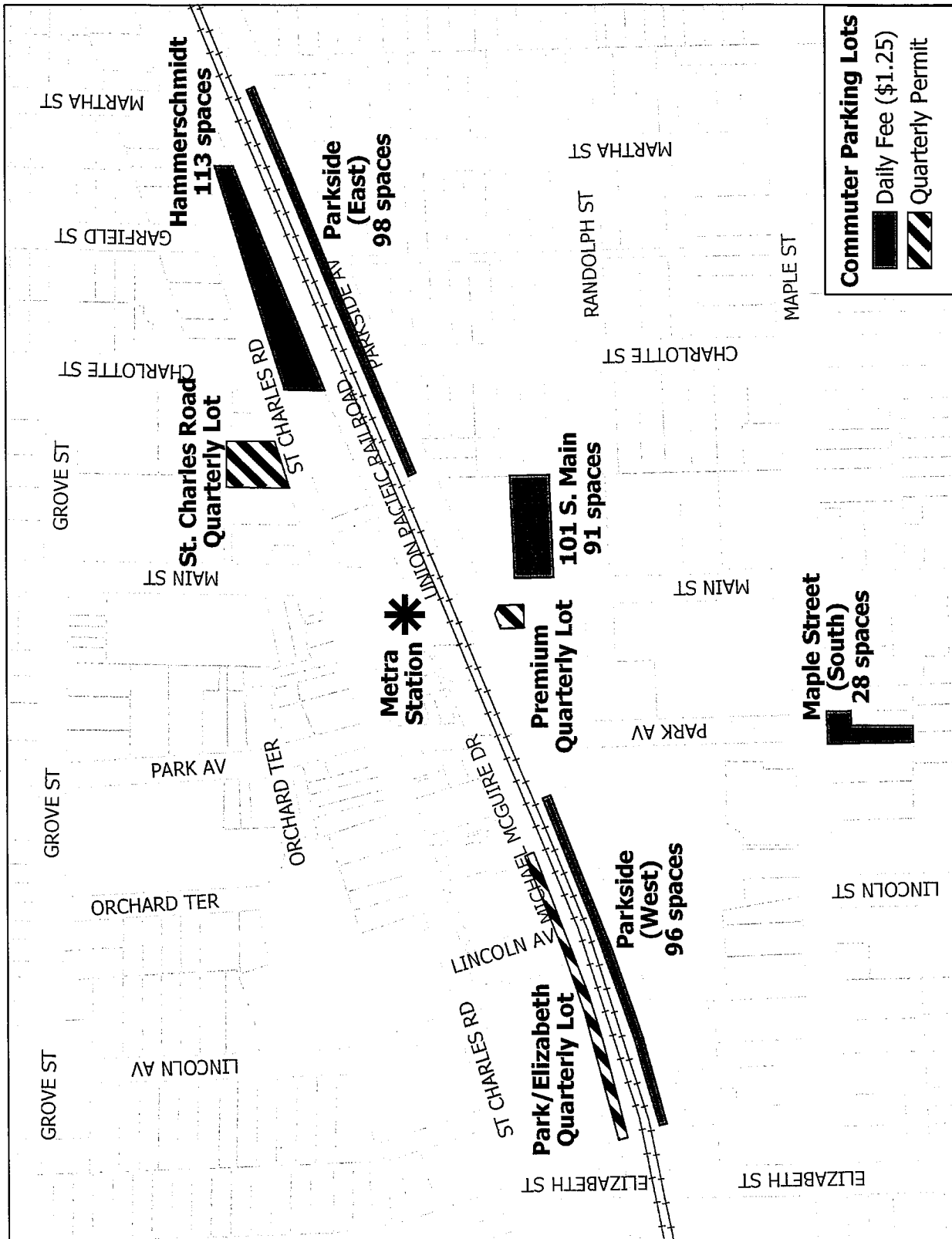
The Premium Lot (100 S. Main) is another short-term solution. This lot is currently leased from West Suburban Bank. While the Village could purchase the property, there are environmental contamination issues for which West Suburban Bank is unwilling to assume responsibility. Therefore, the risks to the Village of acquiring the property may be greater than the benefit of providing eight commuter spaces.

5. Case Study: Downers Grove

The Village of Downers Grove has a large number of parking spaces in its downtown, many of which are reserved for commuter parking. Nearly all of the commuter parking for the Main Street Downers Grove station is quarterly permit parking (\$80 per quarter). As in Lombard, demand for permits exceeds the number of permits issued. However, residents of incorporated Downers Grove may request to be added to a waiting list. Daily parking passes for the commuter permit lots may be purchased for \$3.00 at the Village Hall on the day of use only. Parking is free on weekdays after noon and on Saturday, Sunday, and major holidays.

A small number of 12-hour meters are available in two on-street lots and within their parking deck for \$3.00 per day (\$0.25 per hour for up to 12 hours). Parking is free on weekdays after 6:00 p.m. and on Sunday and major holidays. The parking deck is also free after 3:00 p.m. and on Saturday. Downers Grove has a dedicated Parking Division to handle the commuter lots and parking deck.

Appendix A: Lombard Commuter Parking Map



Appendix B: Commuter Parking Lot Daily Counts
for November 13, November 14, & November 16, 2007

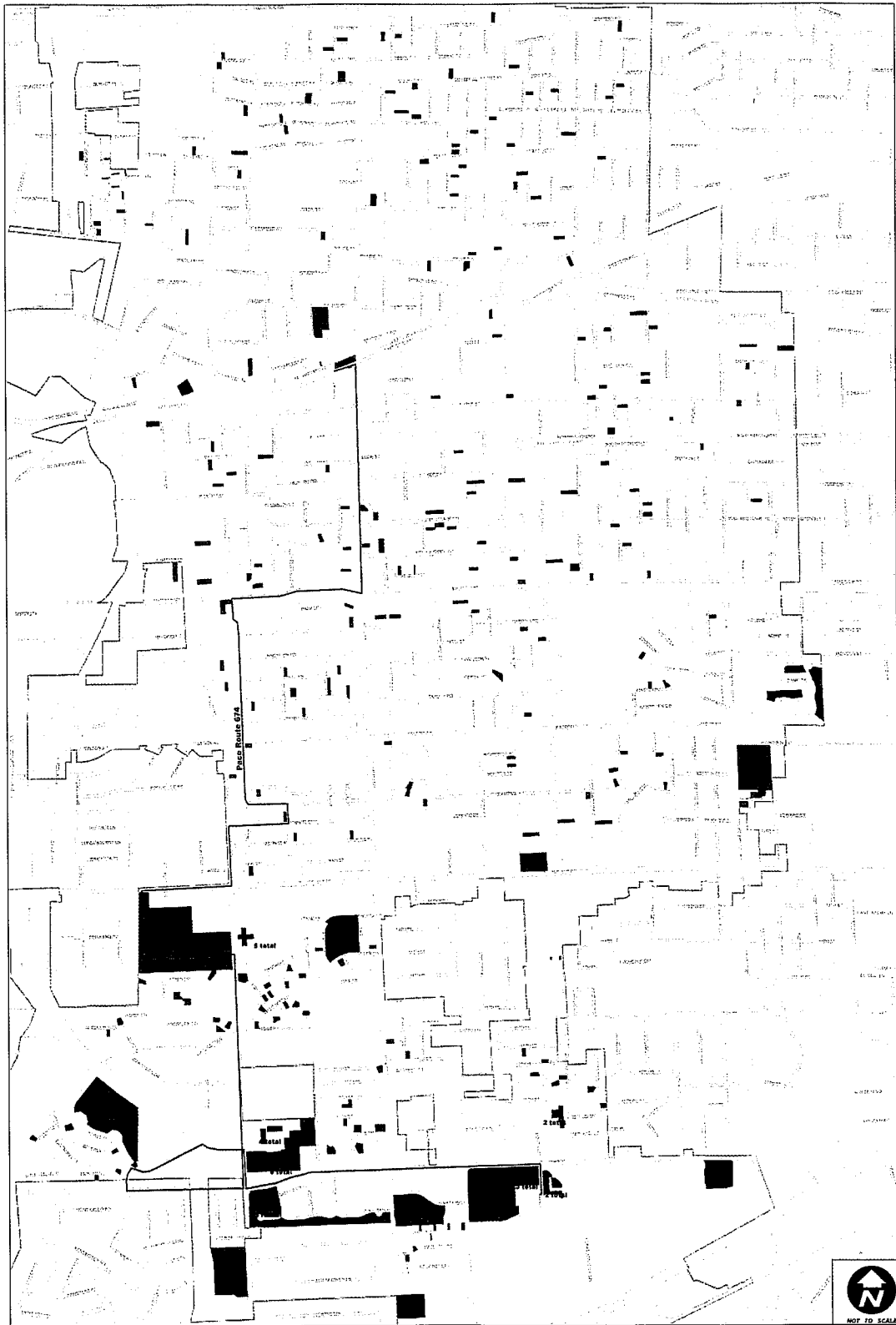
	Parkside (West)			Maple Street (South)			101 S. Main Street			Parkside (East)			Hammerschmidt			ADA (4 P-W)			
	Tues.	Wed.	Fri.	Tues.	Wed.	Fri.	Tues.	Wed.	Fri.	Tues.	Wed.	Fri.	Tues.	Wed.	Fri.	Tues.	Wed.	Fri.	Avg.
Daily Fee Lots	92	92	92	28	28	28	91	91	91	97	97	97	113	113	113	4	4	4	4.0
Total Spaces	6	1	5	13	14	21	23	56	62	72	75	79	102	105	104	0	3	0	1.0
6:30 a.m.	0	0	2	1	6	11	0	6	35	62	61	62	93	100	97	0	3	0	1.0
7:00 a.m.	0	0	0	0	0	1	0	0	0	8	5	27	41	55	42	0	3	0	1.0
7:30 a.m.	0	0	0	0	0	1	0	0	0	0	0	25	0	3	27	0	2	0	0.7
8:00 a.m.	0	1	0	0	0	1	0	0	0	0	0	22	0	0	12	0	2	0	0.7
8:30 a.m.	0	0	0	0	0	1	0	0	0	0	0	22	0	0	9	0	1	0	0.3
9:00 a.m.	0	0	0	0	0	1	0	0	0	0	0	22	0	0	3.0	0	0	0	0.3

	Park/Elizabeth			Premium			St. Charles Road			ADA (5 Park, 1 Prem.)						
	Tues.	Wed.	Fri.	Tues.	Wed.	Fri.	Tues.	Wed.	Fri.	Tues.	Wed.	Fri.	Tues.	Wed.	Fri.	Avg.
Quarterly Lots	61	61	61	7	7	7	42	42	42	6	5	6	6	5	6	5.7
Total Spaces	50	51	45	7	7	7	40	39	39	5	5	5	5	5	5	5.0
6:30 a.m.	42	47	41	7	7	7	39	37	38	4	5	5	4	5	5	4.7
7:00 a.m.	25	29	29	4	5	3	32	22	30	3	3	3	3	3	3	3.0
7:30 a.m.	11	20	14	3	3	3	17	20	22	2	3	2	2	3	2	2.3
8:00 a.m.	6	11	10	2	2	1	10	9	16	2	1	2	2	1	2	1.7
8:30 a.m.	5	11	8	0	1	0	10	9	13	2	1	1	2	1	1	1.3
9:00 a.m.																

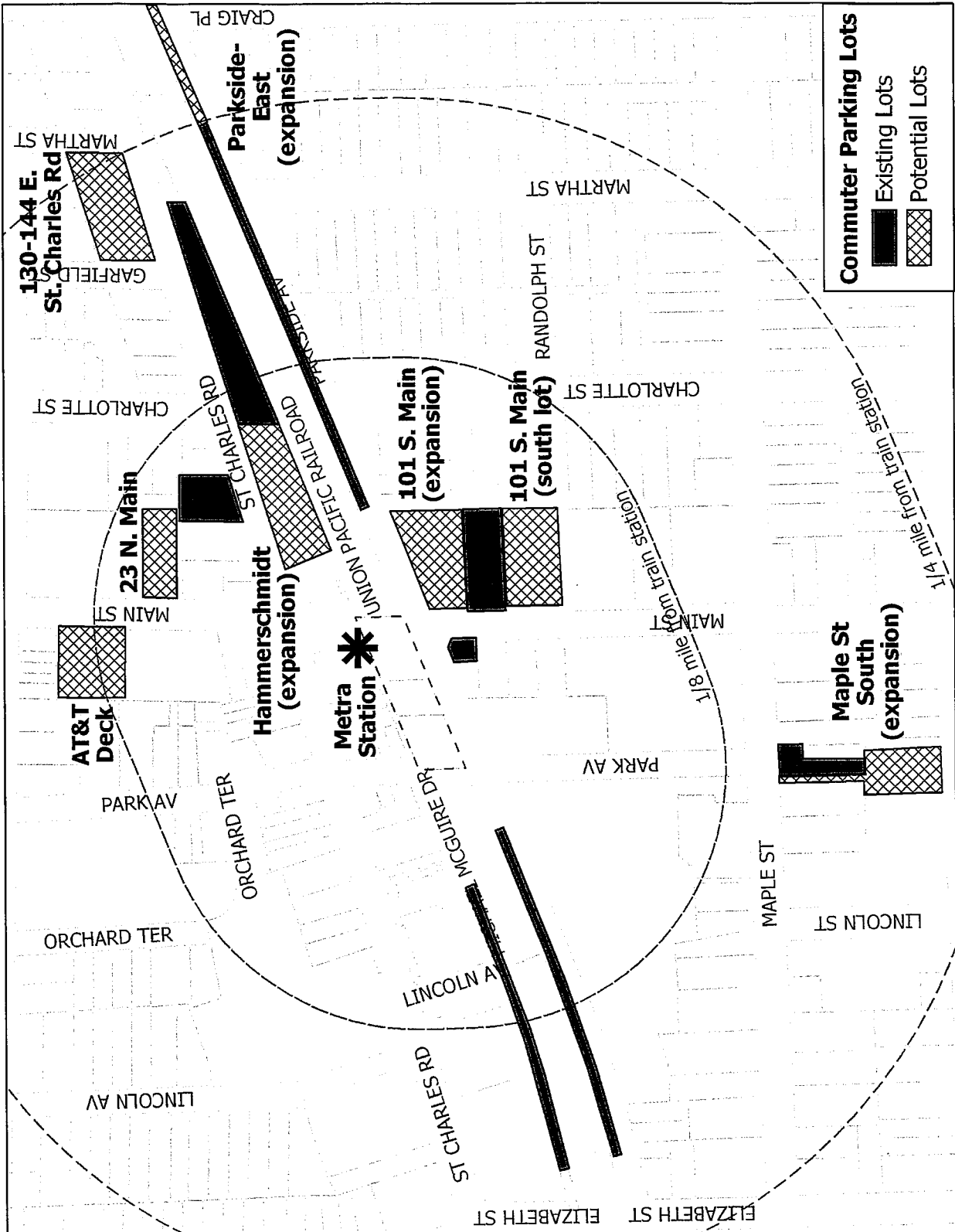
	Tues.	Wed.	Fri.	Avg.
Daily Fee Lots	425	425	425	425
Total Spaces	216	254	271	247
6:30 a.m.	156	176	207	180
7:00 a.m.	49	63	70	61
7:30 a.m.	0	5	53	19
8:00 a.m.	0	3	35	13
8:30 a.m.	0	1	32	11
9:00 a.m.				

	Tues.	Wed.	Fri.	Avg.
Quarterly Lots	116	115	116	116
Total Spaces	102	102	96	100
6:30 a.m.	92	96	91	93
7:00 a.m.	64	59	65	63
7:30 a.m.	33	46	41	40
8:00 a.m.	20	23	29	24
8:30 a.m.	17	22	22	20
9:00 a.m.				

Appendix C: Commuter Parking User Map (In-Town Only)



Appendix D: Additional Commuter Parking – Potential Locations



Appendix E: Union Pacific West Line Station Information (2002)

Community	Population	Ridership (2002)	# of Commuter Spaces	Available Parking for Daily Commuters	Fee Per Quarter	Fee Per Day
Geneva	19,515	1,698	958	56%	\$ 80.00	\$ 1.25
West Chicago	25,690	585	344	59%	\$ 60.00	\$ 1.00
Winfield	8,718	449	300	67%	\$ 85.00	\$ 1.55
Wheaton	55,416	1,655	750	45%	\$ 60.00	\$ 1.00
Glen Ellyn	26,999	1,665	714	43%	\$ 109.00	\$ 1.50
Lombard	43,894	1,213	541	45%	\$ 75.00	\$ 1.25
Villa Park	22,517	914	490	54%	\$ 55.00	\$ 1.00
Elmhurst	42,762	1,785	1,143	64%	\$ 50.00	\$ 1.00
Berkeley	5,245	162	132	81%	\$ -	\$ 1.00
Bellwood	20,535	221	209	95%	\$ -	\$ 1.00
Melrose Park	23,171	109	39	36%	\$ 60.00	\$ 1.50
River Forest	11,635	390	221	57%	\$ 60.00	\$ 1.50
Mean	25,508	904	487	58%	\$ 69.40	\$ 1.21
Median	22,844	750	417	57%	\$ 60.00	\$ 1.13
Lombard rank	2nd highest	5th highest	5th highest	10th lowest	4th highest (out of 10)	5th highest

Notes: Elburn and La Fox stations opened in 2006, each with 300 parking spaces available for a daily fee of \$1.25. In fall 2006, Lombard had a ridership of 1,281.


Appendix F: Metra Union Pacific West Schedule

Union Pacific/West Line

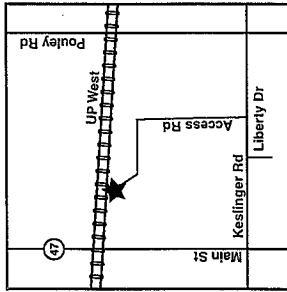
Chicago to Elburn

Union Pacific/West Line

Chicago to Elburn



NEW STATION INFORMATION

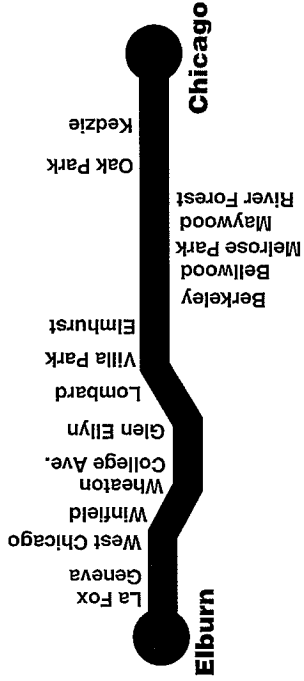
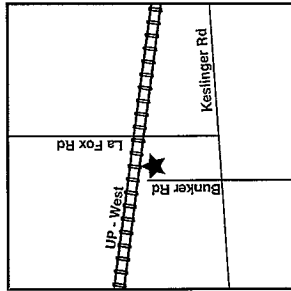


La Fox

Parking: 300 spaces
\$1.25 daily

Elburn

Parking: 300 spaces
\$1.25 daily



Metra[®]
The way to really fly.

Effective April 17, 2006



Metra[®]
The way to really fly.

Effective April 17, 2006





With Kane County's residential growth expected to gain even greater momentum in the next several years, Metra responded by completing its UP/W line eight-mile rail extension from Geneva to Elburn. The rail extension project included two new stations at La Fox and Elburn and a new coach yard.

The extension relieves congestion at the Geneva station, where ridership and parking demands were increasingly constrained due to the increase of Kane County residents who were accessing this station daily. In addition, the extension provides suburb-to-suburb access for Kane County commuters to prime employment markets along the line.

These enhancements are part of Metra's commitment to provide safe, reliable and affordable commuter rail service. We look forward to welcoming you aboard!

HOW TO READ THIS TIMETABLE

First locate at the top of the page in the colored block, the appropriate direction and the day of the week that you plan to travel. Next, identify the boarding station on the farthest left column. Follow across to determine the departure times at that station. Select the train that best meets your needs and move down that column to identify the arrival time at your destination station.

FOR ADDITIONAL COMMENTS OR INFORMATION

Metra Passenger Services
Weekdays 8 a.m. - 5 p.m.
(312) 322-6777
TTY (312) 322-6774

Transit Information Center
Daily 5 a.m. - 1 a.m.
836-7000 (City or Suburbs)
TTY (312) 836-4949

www.metrail.com

Come ride with Metra – wherever you're headed in our six-county region, it's the way to *really fly*. We look forward to welcoming you aboard soon!

Elburn to Chicago - Monday through Friday

ZONES	STATIONS	10	12	14	16	18	20	22	24	26	28	30	32	34	36
		AM	AM	AM	AM	AM	AM	AM	AM	AM	AM	AM	AM	AM	AM
●	ELBURN	4:48	—	5:26	—	5:51	—	6:21	—	6:41	—	—	7:11	—	7:35
●	La Fox	4:52	—	5:30	—	5:55	—	6:26	—	6:46	—	7:01	7:16	—	7:40
●	Geneva	5:00	5:22	5:39	—	6:04	6:13	6:36	—	6:54	—	7:10	7:25	—	7:49
●	West Chicago	5:08	5:30	5:48	6:03	6:13	6:22	6:46	6:52	—	7:19	7:34	—	7:57	—
●	Winfield	5:12	5:34	5:52	—	6:17	6:26	—	6:57	↓	—	7:23	—	—	8:01
●	Wheaton	5:16	5:38	5:57	6:11	6:22	6:31	6:53	—	7:10	—	7:28	7:42	—	8:06
●	College Ave.	5:19	5:41	6:00	—	6:25	6:34	—	7:03	7:13	—	7:31	—	—	8:09
●	Glen Ellyn	5:22	5:44	6:03	6:16	6:29	6:38	6:59	—	7:17	—	7:34	7:47	—	8:13
●	Lombard	5:26	5:48	6:07	—	6:34	6:43	—	7:10	7:22	—	7:40	—	—	8:18
●	Villa Park	5:30	5:52	6:11	↓	6:38	6:48	—	7:15	—	—	7:44	↓	—	8:22
●	Elmhurst	5:34	5:56	6:15	6:26	6:42	6:52	—	7:20	7:28	7:32†	—	7:57	8:01†	8:27
●	Berkeley	5:37	5:59	—	6:29	—	6:55	—	—	—	7:36	—	—	8:05	—
○	Bellwood	5:40	6:02	—	6:32	—	6:58	—	—	—	7:39	—	—	8:08	—
○	Melrose Park	5:43	6:05	—	6:35	—	7:02	—	—	—	7:42	—	—	8:11	—
○	Maywood	5:45	—	↓	6:37	—	7:04	↓	—	—	7:45	↓	—	8:14	—
●	River Forest	5:47	6:08	6:24	6:40	↓	7:07	7:15	↓	—	7:47	7:55	—	8:16	—
●	Oak Park (Marion St.)	5:51	6:12	6:27	6:44	6:53	7:11	—	7:31	—	7:51	7:59	—	8:20	—
●	Kedzie	5:58	—	—	6:51	—	7:19	—	—	—	—	—	—	8:27	—
●	OGILVIE TRANSPORTATION CENTER	AR: 6:10	6:28	6:44	7:02	7:11	7:31	7:35	7:49	7:55	8:07	8:15	8:23	8:37	8:53

NUMBER OF BICYCLES ALLOWED PER TRAIN.

- ACCESSIBLE STATION. ○ PARTIALLY ACCESSIBLE.
- † Leaves from south platform at Elmhurst.

CONNECTING SERVICES

CTA Connections

At Metra's Ogilvie Transportation Center, most CTA buses board on Washington or Canal, including popular routes to North Michigan Avenue and Illinois Center

Board CTA Green Line trains at the Clinton/Lake elevated station.

Seasonal service is also available to the United Center, Soldier Field and the Lakefront museums.

Outside of downtown, connect to CTA Green Line trains at

the Harlem/Lake station, which is adjacent to the Oak Park Metra station.

Visit transitchicago.com or call 1-888-YOUR CTA for specific route, fare and schedule information.

PACE Connections

Pace buses also connect with Metra trains at a number of suburban stations system wide, primarily at peak hours.

Connections are not guaranteed between Metra trains, or between Metra trains and services of other rail and bus carriers.

Elburn to Chicago - Monday through Friday cont'd

STATIONS	38	42	44	48	50	52	54	56	58	60	62	64	66	68	70
	AM	AM	AM	PM	PM	PM	PM	PM	PM	PM	PM	PM	PM	PM	PM
<i>LIV:</i>	8:05	9:25	10:25	12:25	1:25	2:25	3:25	4:25	5:25	—	6:25	7:25	8:25	9:25	10:25
La Fox	8:09	9:29	10:29	12:29	1:29	2:29	3:29	4:29	5:29	—	6:29	7:29	8:29	9:29	10:29
Geneva	8:17	9:37	10:37	12:37	1:37	2:37	3:37	4:37	5:37	—	6:37	7:37	8:37	9:37	10:37
<i>West Chicago</i>	8:25	9:45	10:45	12:45	1:45	2:45	3:45	4:45	5:45	—	6:45	7:45	8:45	9:45	10:45
Winfield	8:29	9:49	10:49	12:49	1:49	2:49	3:49	4:49	5:49	—	6:49	7:49	8:49	9:49	10:49
Wheaton	8:34	9:54	10:54	12:54	1:54	2:54	3:54	4:54	5:54	—	6:54	7:54	8:54	9:54	10:54
College Ave.	8:37	9:57	10:57	12:57	1:57	2:57	3:57	4:57	5:57	—	6:57	7:57	8:57	9:57	10:57
Glen Ellyn	8:41	10:00	11:00	1:00	2:00	3:00	4:00	5:00	6:00	—	7:00	8:00	9:00	10:00	11:00
Lombard	8:45	10:04	11:04	1:04	2:04	3:04	4:04	5:04	6:04	—	7:04	8:04	9:04	10:04	11:04
Villa Park	8:49	10:08	11:08	1:08	2:08	3:08	4:08	5:08	6:08	—	7:08	8:08	9:08	10:08	11:08
Elmhurst	8:53	10:13	11:13	1:13	2:13	3:13	4:13	5:13	6:13	6:28†	7:13	8:13	9:13	10:13	11:13
Berkeley	8:56	10:16	11:16	1:16	2:16	3:16	4:16	5:16	6:16	—	—	8:16	9:16	10:16	—
Bellwood	8:59	10:19	11:19	1:19	2:19	3:19	4:19	5:19	6:19	—	7:18	—	9:19	—	—
Melrose Park	9:02	10:22	—	1:22	—	3:22	—	5:22	6:22	—	7:21	—	9:22	—	11:21
Maywood	9:04	—	11:23	—	2:23	—	4:23	5:24	6:24	—	—	8:22	—	10:22	—
River Forest	9:06	10:25	11:25	1:25	2:25	3:25	4:25	5:26	6:26	—	7:24	8:24	9:25	10:24	11:24
Oak Park (Marion St.)	9:09	10:28	11:28	1:28	2:28	3:28	4:28	5:29	6:29	6:38	7:28	8:28	9:28	10:28	11:28
Kedzie	9:17	10:36	11:36	—	2:36	—	4:36	5:38	6:38	—	—	—	—	—	—
OGILVIE TRANSPORTATION															
CENTER	AR:	9:28	10:47	11:47	1:47	2:47	3:47	4:47	5:49	6:49	7:46	8:46	9:46	10:46	11:46

† No agent at this station.

‡ Leaves from south platform at Elmhurst.

STATION INFORMATION

STATION	LOCATION	PHONE	STATION	LOCATION	PHONE
Elburn	350 S. Anderson Rd.	†	Villa Park	349 N. Ardmore Ave.	630/834-1919
La Fox	40 W. 999 Keslinger Rd.	†	Elmhurst	128 W. 1st St., (at York Rd.)	630/834-2923
Geneva	328 Crescent Place	630/232-0852	Berkeley	5900 W. Park Ave.	†
West Chicago	508 W. Main St.	†	Bellwood	105 Frederick Ave.	†
Winfield	Jewell Rd. and Winfield Rd.	†	Melrose Park	1801 W. Main St.	†
Wheaton	402 Front St.	630/668-0176	Maywood	450 W. St. Charles	†
College Ave.	303 N. President St.	630/260-7598	River Forest	8001 W. Central St.	†
Glen Ellyn	551 Crescent Blvd., (at Main St.)	630/469-0353	Oak Park	1115 W. North Blvd.	708/386-0424
Lombard	9 South Main St.	630/627-0099	Kedzie	Kedzie Ave. and Carroll Ave.	†
			Chicago	Madison St. and Canal St.	312/496-4777

Elburn to Chicago - Saturday

STATIONS	500	502	504	506	48	508	510	512	514
	AM	AM	AM	AM	PM	PM	PM	PM	PM
ELBURN	6:25	7:25	8:25	10:25	12:25	2:25	4:25	6:25	8:25
<i>La Fox</i>	6:29	7:29	8:29	10:29	12:29	2:29	4:29	6:29	8:29
<i>Geneva</i>	6:37	7:37	8:37	10:37	12:37	2:37	4:37	6:37	8:37
<i>West Chicago</i>	6:45	7:45	8:45	10:45	12:45	2:45	4:45	6:45	8:45
<i>Winfield</i>	6:49	7:49	8:49	10:49	12:49	2:49	4:49	6:49	8:49
<i>Wheaton</i>	6:54	7:54	8:54	10:54	12:54	2:54	4:54	6:54	8:54
<i>College Ave.</i>	6:57	7:57	8:57	10:57	12:57	2:57	4:57	6:57	8:57
<i>Glen Ellyn</i>	7:00	8:00	9:00	11:00	1:00	3:00	5:00	7:00	9:00
<i>Lombard</i>	7:04	8:04	9:04	11:04	1:04	3:04	5:04	7:04	9:04
<i>Villa Park</i>	7:08	8:08	9:08	11:08	1:08	3:08	5:08	7:08	9:08
<i>Elmhurst</i>	7:13	8:13	9:13	11:13	1:13	3:13	5:13	7:13	9:13
<i>Berkeley</i>	7:16	8:16	9:16	11:16	1:16	3:16	5:16	7:16	9:16
<i>Bellwood</i>	7:19	8:19	9:19	11:19	1:19	3:19	5:19	7:19	9:19
<i>Melrose Park</i>	7:22	—	9:22	—	1:22	—	5:22	—	9:22
<i>Maywood</i>	—	8:23	—	11:23	—	3:23	—	7:23	—
<i>River Forest</i>	7:25	8:25	9:25	11:25	1:25	3:25	5:25	7:25	9:25
<i>Oak Park (Marion St.)</i>	7:28	8:28	9:28	11:28	1:28	3:28	5:28	7:28	9:28
<i>Kedzie</i>	—	—	—	—	—	—	—	—	—
OGILVIE TRANSPORTATION CENTER	AR:	7:46	8:46	9:46	11:46	1:47	3:46	5:46	7:46
6/6	6/6	12	12	12	12	12	12	12	12

NUMBER OF BICYCLES ALLOWED PER TRAIN.

GENERAL INFORMATION

All information in this timetable is subject to change without notice. Metra, Pace and the RTA are not responsible for lost articles, errors in timetables, or for inconvenience or damage resulting from missed stops, delayed, cancelled or missed trains and buses, failure to make connections or shortages of equipment.

Bicycles: Small folding bicycles in protective covers are permitted on all trains. Standard bicycles will be accommodated on a first come first serve basis only on designated trains during weekday off-peak hours and on weekends. Bicycles are prohibited on weekday trains arriving in Chicago before 9:30 AM and departing Chicago between 3:00 PM and 7:00 PM and during

Metra's \$5 Weekend Pass

- Unlimited rides on both Saturday and Sunday on all Metra lines.
- Up to three children under 12 ride free with a fare-paying adult.
- Pass can be purchased on the train on Saturday or Sunday or at Metra ticket offices.
- Weekend parking available at all Metra stations.

major Chicago special events.

Only three bicycles are allowed in priority seating areas on each accessible car. Standard bicycles cannot exceed 70 inches in length. Cyclists must be age 16 or older; cyclists 12-15 must be accompanied by an adult. Children under 12 are not permitted.

Visit metrail.com for rules, regulations and restrictions.

Baggage: It is not possible to check baggage on Metra commuter trains. Also, because of space limitations, skis, non-folding carriages and other large items cannot be transported.

Elburn to Chicago - Sunday*

STATIONS	500	504	506	48	508	510	512	56	514
	AM	AM	AM	PM	PM	PM	PM	PM	PM
ELBURN	6:25	8:25	10:25	12:25	2:25	4:25	6:25	8:25	10:25
<i>La Fox</i>	6:29	8:29	10:29	12:29	2:29	4:29	6:29	8:29	10:29
<i>Geneva</i>	6:37	8:37	10:37	12:37	2:37	4:37	6:37	8:37	10:37
<i>West Chicago</i>	6:45	8:45	10:45	12:45	2:45	4:45	6:45	8:45	10:45
<i>Winfield</i>	6:49	8:49	10:49	12:49	2:49	4:49	6:49	8:49	10:49
<i>Wheaton</i>	6:54	8:54	10:54	12:54	2:54	4:54	6:54	8:54	10:54
<i>College Ave.</i>	6:57	8:57	10:57	12:57	2:57	4:57	6:57	8:57	10:57
<i>Glen Ellyn</i>	7:00	9:00	11:00	1:00	3:00	5:00	7:00	9:00	11:00
<i>Lombard</i>	7:04	9:04	11:04	1:04	3:04	5:04	7:04	9:04	11:04
<i>Villa Park</i>	7:08	9:08	11:08	1:08	3:08	5:08	7:08	9:08	11:08
<i>Elmhurst</i>	7:13	9:13	11:13	1:13	3:13	5:13	7:13	9:13	11:13
<i>Berkeley</i>	7:16	9:16	11:16	1:16	3:16	5:16	7:16	9:16	11:16
<i>Bellwood</i>	7:19	9:19	11:19	1:19	3:19	5:19	7:19	9:19	11:19
<i>Melrose Park</i>	7:22	9:22	—	1:22	—	5:22	—	9:22	—
<i>Maywood</i>	—	—	11:23	—	3:23	—	7:23	—	11:23
<i>River Forest</i>	7:25	9:25	11:25	1:25	3:25	5:25	7:25	9:25	11:25
<i>Oak Park (Marion St.)</i>	7:28	9:28	11:28	1:28	3:28	5:28	7:28	9:28	11:28
<i>Kedzie</i>	—	—	—	—	—	—	—	—	—
OGILVIE TRANSPORTATION									
CENTER	AR:	7:46	9:46	11:46	1:47	3:46	5:46	7:46	9:46
☽	☽	12	12	12	12	12	12	12	12
☽	☽	12	12	12	12	12	12	12	12

☽ NUMBER OF BICYCLES ALLOWED PER TRAIN.

* Sunday schedules are in effect on major holidays.

GENERAL INFORMATION CONT'D

Pets: Only service animals assisting customers with disabilities are permitted on trains.

Family Cars: Metra's Family Car program is now available on all trains that arrive or depart their downtown terminals between 9:00 a.m. and 3:00 p.m., and between 7:00 p.m. and 10:00 p.m., Monday through Friday. On weekends and holidays, Family Cars will be available between 9:00 a.m. and 10:00 p.m. Please check with a member of the train crew before boarding for the location of the Family Car.

Stop Overs / Transfers: On board personnel must be notified before your ticket is punched.

Holidays: Sunday schedules are in effect on New Year's Day, Memorial Day, Independence Day, Labor Day, Thanksgiving and Christmas. On certain other days, such as Christmas Eve, New Year's Eve and July 3rd, modified schedules may be in effect. Please consult the Travel Information Center or your local ticket agent, before traveling on days when special schedules may be in effect.

Lost Tickets / Refund Information: No refund or replacement ride will be permitted when a ticket has been lost, destroyed, stolen or unaccounted for on the day of travel. For refunds on unused or partially used tickets, consult a ticket agent at any downtown station. Refunds cannot be made on any ticket past its period of validity. Mail refund requests to:

Metra Revenue Accounting Department
547 W. Jackson Blvd.
Chicago, IL 60661
ATTN: Refunds

Lost Articles: To inquire about lost articles, call Metra's lost and found office at (312) 496-4777.

A Few Considerations to make everyone's trip more pleasant:

- Smoking is not permitted on Metra trains.
- No seats are reserved. Please do not inconvenience other customers by holding seats or blocking seats with parcels or coats.
- Please refrain from placing feet on seats or upper deck railings.
- Please do not block the doors, making it difficult for passengers to exit or enter at their stations.
- Please be considerate of others when using cellular phones, and keep volume on music head sets low.
- Help us maintain a clean environment by not leaving litter on trains, in stations or in stairwells and walkways.
- Passengers whose conduct is disorderly or unsafe will not be allowed on the train.
- Obscene language, or that which is disturbing to other passengers, is prohibited.

Chicago to Elburn – Monday through Friday

ZONES	STATIONS	13	15	17	19	21	25	29	31	33	35	37	39	41	43
		AM	AM	AM	AM	AM	AM	AM	AM	AM	PM	PM	PM	PM	PM
●	OGILVIE TRANSPORTATION CENTER	5:53	6:32	6:57	7:15	7:40	8:40	10:40	11:40	12:40	1:40	2:40	3:40	4:11	4:17
		6:02	6:41		7:24	—	8:49	—	11:49	—	1:49	—	—	—	—
●	Kedzie	6:09	6:47		7:32	7:55	8:56	10:56	11:56	12:56	1:56	2:56	3:56	4:33	
●	Oak Park (Marion St.)	6:11	6:50		7:35	7:57	8:58	10:58	11:58	12:58	1:58	2:58	3:58	4:36	
○	River Forest	6:13			7:38	7:59	9:01	—	12:01	—	2:01	—	4:01	4:39	
○	Maywood	6:16			7:40	8:01	9:03	11:02	—	1:02	—	3:03	4:03	4:41	
○	Melrose Park	6:19			7:43	8:04	9:06	11:05	12:05	1:05	2:05	3:06	4:06	4:44	
○	Bellwood	6:22	↘	↘	7:46	8:07	9:09	11:08	12:08	1:08	2:08	3:09	4:09	4:47	
●	Berkeley	6:25	6:58	7:22	7:50	8:11	9:14	11:12	12:12	1:12	2:12	3:14	4:14	4:35	4:51
●	Elmhurst	6:30	7:02	—	—	8:15	9:18	11:16	12:16	1:16	2:16	3:18	4:18	4:39	
●	Villa Park	6:34	7:06	—	—	8:19	9:22	11:20	12:20	1:20	2:20	3:22	4:22	4:44	
●	Lombard	6:38	7:10	—	—	8:23	9:27	11:25	12:25	1:25	2:25	3:27	4:27	4:49	
●	Glen Ellyn	6:41	7:13	—	—	8:26	9:30	11:28	12:28	1:28	2:28	3:30	4:30	4:53	
●	College Ave.	6:45	7:16	—	—	8:29	9:33	11:31	12:31	1:31	2:31	3:33	4:33	4:57	
●	Wheaton	6:49	7:20	—	—	8:33	9:37	11:35	12:35	1:35	2:35	3:38	4:38	5:01	
●	Winfield	6:53	7:24	—	—	8:37	9:41	11:39	12:39	1:39	2:39	3:43	4:43	5:06	
●	West Chicago	7:03	7:32	—	—	8:45	9:50	11:47	12:47	1:47	2:47	3:52	4:52	5:16	
●	Geneva	7:11	7:40	—	—	8:54	9:58	11:56	12:56	1:56	2:56	4:00	5:00	5:25	
●	La Fox	AR: 7:21	7:50	—	—	9:04	10:08	12:06	1:06	2:06	3:06	4:11	5:11	5:35	
●	ELBURN	AR: 12	12	12	12	12	12	12	12	12	12	12	12	12	

● ACCESSIBLE STATION. ○ PARTIALLY ACCESSIBLE.

TICKET INFORMATION

- Metra offers a wide variety of ticket types to serve your travel needs:
 - **Monthly Pass** — Save over 30%. Good for unlimited travel between the fare zones indicated on the ticket during a calendar month. The pass is for the exclusive use of the purchaser and is not transferable.
 - **10-Ride Ticket** — 15% savings. Good for ten one-way trips between the fare zones indicated on the ticket. Valid for one year from date of purchase. One ticket can be shared by people riding together.

- **One-Way Ticket** — Good for one-way travel between the fare zones indicated on the ticket. Valid for one year from date of purchase.
- **\$5.00 Weekend Pass** — (Not applicable on the South Shore Line) Unlimited rides on both Saturday and Sunday. Can be used in combination with Family Fares.
- **Link-Up** — Monthly ticket holders can purchase a Link-Up sticker for connecting travel on CTA and Pace buses. CTA usage is restricted to the 6:00 to 9:30 a.m. and 3:30 to 7:00 p.m. weekday rush hour periods.

Chicago to Elburn - Monday through Friday cont'd

STATIONS	45	47	49	51	53	55	57	59	61	63	65	67	69	71	73	75	77
OGILVIE TRANSPORTATION CENTER	4:35	5:04	5:09	5:13	5:19	5:34	5:42	5:46	6:10	6:40	7:40	8:40	9:40	10:40	11:40	12:40	
<i>Kedzie</i>	4:44			5:28				5:55									
<i>Oak Park (Marion St.)</i>	4:52			5:29	5:35	5:50		6:03	6:26	6:56	7:56	8:56	9:56	10:56	11:56	12:56	
<i>River Forest</i>	4:55				5:38			6:06		6:58	7:58	8:58	9:58	10:58	11:58	12:58	
<i>Maywood</i>					5:40			6:09		7:01		9:01		11:01		1:01	
<i>Melrose Park</i>					5:42			6:11		7:03	8:02		10:02		12:02		
<i>Bellwood</i>					5:46			6:14		7:06	8:05	9:05	10:05	11:05	12:05	1:05	
<i>Berkeley</i>					5:49			6:17		7:09	8:08	9:08	10:08	11:08	12:08	1:08	
<i>Elmhurst</i>	5:05			5:39	5:53	6:00	6:06	6:21	6:37	7:12	8:12	9:12	10:12	11:12	12:12	1:12	
<i>Villa Park</i>	5:09			5:44			6:10		6:41	7:16	8:16	9:16	10:16	11:16	12:16	1:16	
<i>Lombard</i>	5:14			5:59			6:14		6:45	7:20	8:20	9:20	10:20	11:20	12:20	1:20	
<i>Glen Ellyn</i>	5:19			5:53			6:10		6:50	7:25	8:25	9:25	10:25	11:25	12:25	1:25	
<i>College Ave.</i>	5:23			5:47			6:05		6:53	7:28	8:28	9:28	10:28	11:28	12:28	1:28	
<i>Wheaton</i>	5:27	5:38		5:58			6:16	6:29	6:57	7:31	8:31	9:31	10:31	11:31	12:31	1:31	
<i>Winfield</i>	5:32	5:43		6:12			6:34		7:01	7:35	8:35	9:35	10:35	11:35	12:35	1:35	
<i>West Chicago</i>	5:37			6:05			6:24		7:05	7:39	8:39	9:39	10:39	11:39	12:39	1:39	
<i>Geneva</i>	5:47	5:57			6:25	6:35	6:46		7:13	7:47	8:47	9:47	10:47	11:47	12:47	1:47	
<i>La Fox</i>				6:25	6:35		6:56		7:23	7:56	8:56	9:56	10:56	11:56	12:56	1:56	
<i>ELBURN</i>	AR:			6:45			7:06		7:33	8:06	9:06	10:06	11:06	12:06	1:06	2:06	

NUMBER OF BICYCLES ALLOWED PER TRAIN.

TICKET INFORMATION CONT'D

- **Metra/Pace PlusBus** — Good for unlimited travel on all Pace suburban buses during a calendar month. Must be purchased in conjunction with a Metra Monthly Pass.
- **Regional Rail Program** — *(Not applicable on the South Shore Line)* A Monthly Pass, 10-Ride or One-Way ticket can be used for travel between same zones on any Metra line.
- **Young Adult Fares** — On weekends and selected holidays, youngsters between 12 and 17 pay half-price.
- **Family Fares** — Available on weekends and selected holidays. Children age 11 and under ride *free* when accompanied by a fare paying adult (up to three children *free* per adult).
- **Group Fares** — For prearranged groups of 25 people or more. Available on weekends and holidays, and during off-peak weekday hours. Payment must be received two weeks prior to trip. Call 312-322-6772 to make reservations.
- **Children's Weekday Fares** — Children 7-11 save approximately 50% on a One-Way ticket. Children 6 and under ride *free* when accompanied by a fare-paying adult (up to three children *free* per adult). Under no circumstance will children under seven years of age be permitted to travel alone. If Metra personnel discover young children left unattended, the proper authorities will be notified.

Chicago to Elburn - Saturday

STATIONS	501 AM	29 AM	503 PM	505 PM	507 PM	509 PM	511 PM	71 PM	11 AM
OGILVIE TRANSPORTATION CENTER	8:40	10:40	12:40	2:40	4:40	5:40	6:40	8:40	10:40
<i>Liv:</i>	—	—	—	—	—	—	—	—	—
<i>Kedzie</i>	—	—	—	—	—	—	—	—	—
<i>Oak Park (Marion St.)</i>	8:56	10:56	12:56	2:56	4:56	5:56	6:56	8:56	10:56
<i>River Forest</i>	8:58	10:58	12:58	2:58	4:58	5:58	6:58	8:58	10:58
<i>Maywood</i>	9:01	—	1:01	—	5:01	—	7:01	—	11:01
<i>Melrose Park</i>	—	11:02	—	3:02	—	6:02	7:03	9:02	—
<i>Bellwood</i>	9:05	11:05	1:05	3:05	5:05	6:05	7:06	9:05	11:05
<i>Berkeley</i>	9:08	11:08	1:08	3:08	5:08	6:08	7:09	9:08	11:08
<i>Elmhurst</i>	9:12	11:12	1:12	3:12	5:12	6:12	7:12	9:12	11:12
<i>Villa Park</i>	9:16	11:16	1:16	3:16	5:16	6:16	7:16	9:16	11:16
<i>Lombard</i>	9:20	11:20	1:20	3:20	5:20	6:20	7:20	9:20	11:20
<i>Glen Ellyn</i>	9:25	11:25	1:25	3:25	5:25	6:25	7:25	9:25	11:25
<i>College Ave.</i>	9:28	11:28	1:28	3:28	5:28	6:28	7:28	9:28	11:28
<i>Wheaton</i>	9:31	11:31	1:31	3:31	5:31	6:31	7:31	9:31	11:31
<i>Winfield</i>	9:35	11:35	1:35	3:35	5:35	6:35	7:35	9:35	11:35
<i>West Chicago</i>	9:39	11:39	1:39	3:39	5:39	6:39	7:39	9:39	11:39
<i>Geneva</i>	9:47	11:47	1:47	3:47	5:47	6:47	7:47	9:47	11:47
<i>La Fox</i>	9:56	11:56	1:56	3:56	5:56	6:56	7:56	9:56	11:56
ELBURN	10:06	12:06	2:06	4:06	6:06	7:06	8:06	10:06	12:06
<i>🚲</i>	12	12	12	12	12	12	12	12	12

🚲 NUMBER OF BICYCLES ALLOWED PER TRAIN.

TICKET INFORMATION CONT'D

■ **Student Fares** — Full time students enrolled in an accredited grade school or high school can purchase a reduced One-Way, 10-Ride or Monthly pass. These tickets will be honored daily between the hours of 5:30 a.m. and 10:00 p.m.

When purchasing a ticket, students must present a "Student Identification Card or Letter of Certification along with their ticket. Failure to do so will result in full fare payment." Student tickets are not transferable.

Metra isn't just for work...

Ask for a Metra Travel Guide

- that lists museums, art galleries, boat rides and numerous other Chicago attractions
- contains easy-to-use travel directions from Metra stations

Call (312) 322-6740 for your **FREE** Metra Travel Guide

Call 836-7000, city or suburbs, for complete transit information

■ **Senior Citizens/Disability Fares** — Senior Citizens and Customers with Disabilities who have an RTA Reduced Fare Permit can purchase a Reduced One-Way, 10-Ride or Monthly Pass. In lieu of the Reduced Fare Permit a Medicare Card can be used, however applying for the permit is strongly encouraged.

■ **U.S. Military Fares** — Personnel in uniform can travel for approximately half the regular one-way fare. Military personnel may be requested by the ticket agent or conductor to show an Armed Forces of the United States Identification Card.

Chicago to Elburn - Sunday*

STATIONS	501	29	503	505	507	63	511	71	11
	AM	AM	PM	PM	PM	PM	PM	PM	AM
OGILVIE TRANSPORTATION CENTER	8:40	10:40	12:40	2:40	4:40	6:40	8:40	10:40	12:40
<i>LI:</i>									
<i>Kedzie</i>	—	—	—	—	—	—	—	—	—
<i>Oak Park (Marion St.)</i>	8:56	10:56	12:56	2:56	4:56	6:56	8:56	10:56	12:56
<i>River Forest</i>	8:58	10:58	12:58	2:58	4:58	6:58	8:58	10:58	12:58
<i>Maywood</i>	9:01	—	1:01	—	5:01	7:01	—	11:01	1:01
<i>Melrose Park</i>	—	11:02	—	3:02	—	7:03	9:02	—	—
<i>Bellwood</i>	9:05	11:05	1:05	3:05	5:05	7:06	9:05	11:05	1:05
<i>Berkeley</i>	9:08	11:08	1:08	3:08	5:08	7:09	9:08	11:08	1:08
<i>Elmhurst</i>	9:12	11:12	1:12	3:12	5:12	7:12	9:12	11:12	1:12
<i>Villa Park</i>	9:16	11:16	1:16	3:16	5:16	7:16	9:16	11:16	1:16
<i>Lombard</i>	9:20	11:20	1:20	3:20	5:20	7:20	9:20	11:20	1:20
<i>Glen Ellyn</i>	9:25	11:25	1:25	3:25	5:25	7:25	9:25	11:25	1:25
<i>College Ave.</i>	9:28	11:28	1:28	3:28	5:28	7:28	9:28	11:28	1:28
<i>Wheaton</i>	9:31	11:31	1:31	3:31	5:31	7:31	9:31	11:31	1:31
<i>Winfield</i>	9:35	11:35	1:35	3:35	5:35	7:35	9:35	11:35	1:35
<i>West Chicago</i>	9:39	11:39	1:39	3:39	5:39	7:39	9:39	11:39	1:39
<i>Geneva</i>	9:47	11:47	1:47	3:47	5:47	7:47	9:47	11:47	1:47
<i>La Fox</i>	9:56	11:56	1:56	3:56	5:56	7:56	9:56	11:56	1:56
ELBURN	10:06	12:06	2:06	4:06	6:06	8:06	10:06	12:06	2:06
<i>AR:</i>									

BICYCLES ALLOWED PER TRAIN.

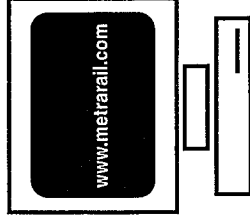
* Sunday schedules are in effect on major holidays.

WHERE TO PURCHASE TICKETS

- **Downtown/Outlying Stations** — All Metra ticket types can be purchased at downtown stations or at outlying stations where a ticket agent is on duty.
- **On the Train** — A One-Way cash fare can be purchased on the train from the conductor. However, if an agent is on duty at the station where you boarded, **the conductor will charge an additional \$2.00.**

METRA TICKET ORDERING PROGRAMS

- **Ticket-By-Mail** — The Monthly Pass and 10-Ride Ticket can be purchased by mail. The Monthly Pass is mailed before the start of each month. Payment is not due until the 10th of the following month. The program provides the flexibility to stop or skip a month at anytime.
- **Ticket-By-Internet** — The Monthly Pass and 10-Ride Ticket can be ordered through the Internet. Visit our Website, complete and mail to Metra the application form, and receive your PIN to order anytime of the day or night.



CHECK ACCEPTANCE POLICY

- Ticket purchase must be in the amount of \$10.00 or more.
- Check will be accepted only for amount of transportation charges.
- Please make check payable to UP/METRA.
- Check must include the following information on the face of the check:
 - Name
 - Current Address
 - Home Phone Number
 - Business Phone Number
- ID required:
 - Valid Illinois, Indiana or Wisconsin Drivers License or Other Photo Identification Card.
- An assessment will be charged for any check returned by the bank on which drawn. This charge will be added to the face amount of the check and included in the amount due.

FARES

RIDERS NOT PRESENTING VALID TICKETS MUST PURCHASE A ONE-WAY TICKET FROM THE CONDUCTOR.

ZONE	STATION	CLASS OF TICKET	A	B	C	D	E	F	H	I
A	OGILVIE TRANSPORTATION CENTER - CHICAGO * Kedzie	ONE-WAY	\$ 1.95							
		10-RIDE MONTHLY	16.60							
		REDUCED ONE-WAY	9.95							
		REDUCED 10-RIDE MONTHLY	35.65							
B	Oak Park * River Forest	ONE-WAY	2.15	\$ 1.95						
		10-RIDE MONTHLY	18.30	16.60						
		REDUCED ONE-WAY	58.05	52.65						
		REDUCED 10-RIDE MONTHLY	10.50	9.50						
C	* Maywood * Melrose Park * Bellwood * Berkeley	ONE-WAY	3.05	2.15	\$ 1.95					
		10-RIDE MONTHLY	25.95	18.30	16.60					
		REDUCED ONE-WAY	82.35	58.05	52.65					
		REDUCED 10-RIDE MONTHLY	15.00	10.50	9.50					
D	Elmhurst Villa Park Lombard	ONE-WAY	3.45	3.05	2.15	\$ 1.95				
		10-RIDE MONTHLY	29.35	25.95	18.30	16.60				
		REDUCED ONE-WAY	93.15	82.35	58.05	52.65				
		REDUCED 10-RIDE MONTHLY	17.00	15.00	10.50	9.50				
E	Glen Ellyn * College Avenue Wheaton	ONE-WAY	3.90	3.45	3.05	2.15	\$ 1.95			
		10-RIDE MONTHLY	33.15	29.35	25.95	18.30	16.60			
		REDUCED ONE-WAY	105.30	93.15	82.35	58.05	52.65			
		REDUCED 10-RIDE MONTHLY	19.50	17.00	15.00	10.50	9.50			
F	* Winfield * West Chicago	ONE-WAY	4.30	3.90	3.45	3.05	2.15	\$ 1.95		
		10-RIDE MONTHLY	36.55	33.15	29.35	25.95	18.30	16.60		
		REDUCED ONE-WAY	116.10	105.30	93.15	82.35	58.05	52.65		
		REDUCED 10-RIDE MONTHLY	21.50	19.50	17.00	15.00	10.50	9.50		
H	Geneva	ONE-WAY	5.15	4.70	4.30	3.90	3.45	3.05	\$ 1.95	
		10-RIDE MONTHLY	43.80	39.95	36.55	33.15	29.35	25.95	16.60	
		REDUCED ONE-WAY	139.05	126.90	116.10	105.30	93.15	82.35	52.65	
		REDUCED 10-RIDE MONTHLY	25.50	23.50	21.50	19.50	17.00	15.00	9.50	
I	* La Fox * ELBURN	ONE-WAY	5.55	5.15	4.70	4.30	3.90	3.45	3.05	\$ 1.95
		10-RIDE MONTHLY	47.20	43.80	39.95	36.55	33.15	29.35	25.95	16.60
		REDUCED ONE-WAY	149.85	139.05	126.90	116.10	105.30	93.15	82.35	52.65
		REDUCED 10-RIDE MONTHLY	27.50	25.50	23.50	21.50	19.50	17.00	15.00	9.50

ZONE G IS NOT SHOWN. FARES ARE BASED ON TRAVEL THROUGH THIS ZONE.

* NO TICKETS SOLD AT THESE STATIONS.

Reduced fares are available for senior citizens, customers with disabilities, students and children. A \$5.00 penalty will be charged in addition to any incremental charges (\$1.00 for the first zone and 50¢ for each additional zone) for travel beyond the zone limits of your ticket if you fail to notify the conductor. A \$1.00 surcharge will be added to your fare for currency transactions involving \$50.00 bills and larger.


Metra Territory . . .

Metra operates 11 commuter rail lines that provide service to over 230 outlying stations in the six-county area of northeast Illinois.

Flexible schedules, convenient connections, and assorted fare programs make Metra the smart and economical travel choice to many destinations.

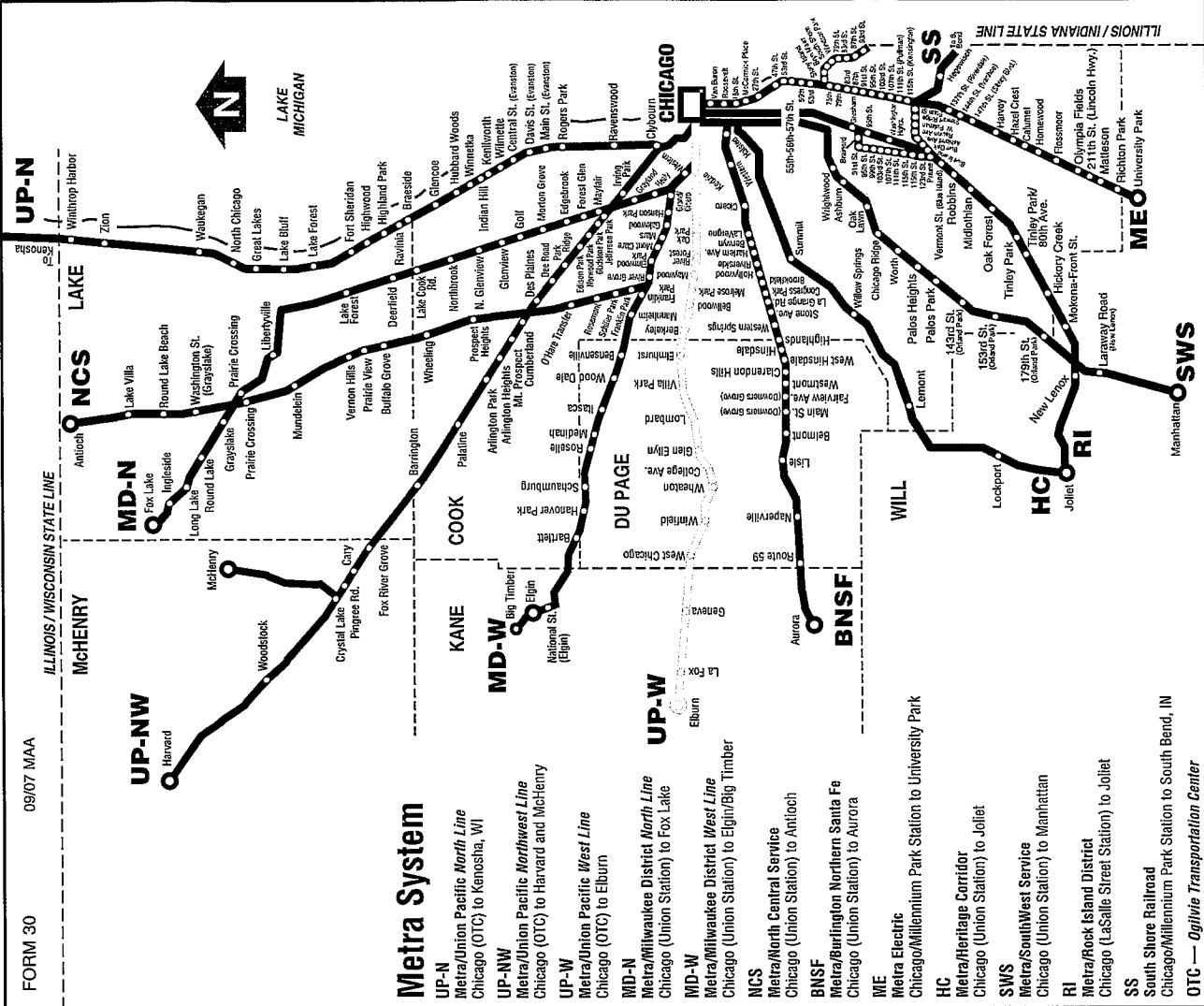
So why drive. Learn to fly on Metra.

Your Electronic Ticket To Savings



Metra Monthly and 10-Ride Tickets Available Through The Internet!

For details visit our web site at www.metraill.com



Appendix G: Pace Route 674 Schedule & Map

WEEKDAY - MORNING

①	②	③	④	⑤	⑥	⑦		
YORKTOWN CONDOMINIUMS (2201 BLDG)	FOXWORTH FINLEY	22ND FINLEY	INTERNATIONAL VILLAGE*	EDSON WILSON	MADISON MAIN	LOMBARD METRA STATION	TRAIN LEAVES LOMBARD	TRAIN ARRIVES CHICAGO
6:04am	6:07am	6:11am	6:14am	6:20am	6:24am	6:29am	6:34am	7:11am
6:50	6:53	6:57	7:00	7:06	7:10	7:15	7:22	7:55
7:43	7:46	7:50	7:53	7:59	8:03	8:08	8:18	8:53

* - Each trip will make two stops at International Village: at the main entrance & club house.

Note: Point West passengers should board at Finley and Manor Hill Drive.

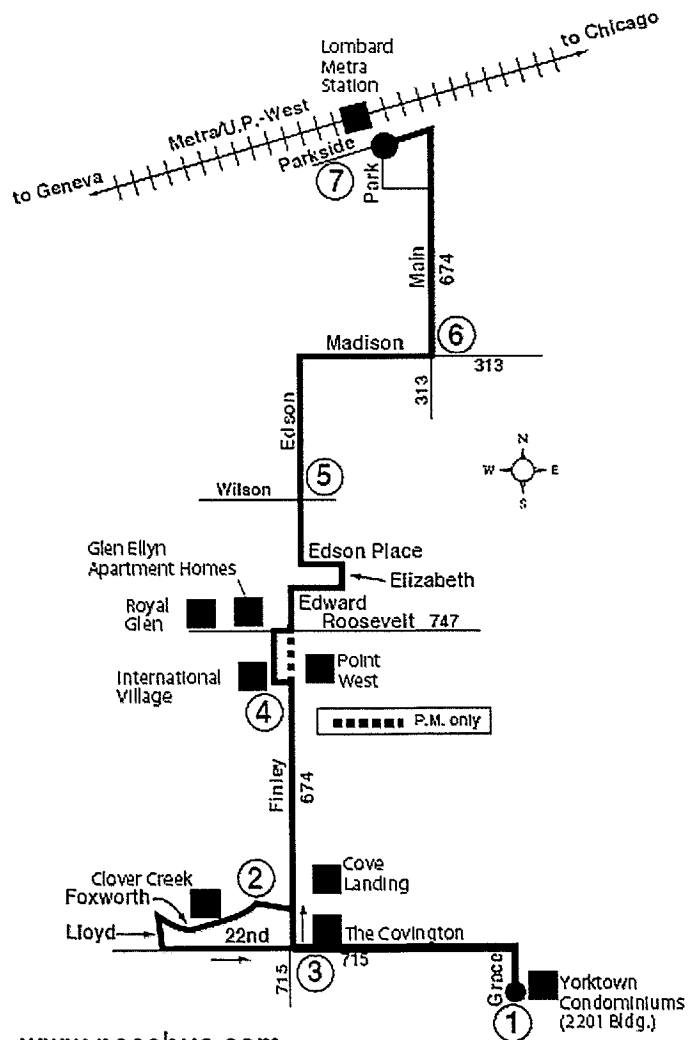
WEEKDAY - AFTERNOON

Afternoon buses meet the following trains and travel the entire route until the last passenger gets off.

TRAIN LEAVES CHICAGO	TRAIN ARRIVES LOMBARD	APPROXIMATE BUS DEPARTURE TIME (SOUTH SIDE OF TRACKS)
4:35pm	5:14pm	5:19pm
5:42	6:14	6:16
6:10	6:45	6:48

Weekdays only. No Saturday, Sunday or holiday service.

Route 674 Effective Date April 17, 2006



www.pacebus.com